



**Henry F Curtis, IV, Chairman**

**Anthony W. Perlatti, Director**

**Inajo Davis Chappell, Board Member**

**Anthony Kaloger, Deputy Director**

**Terence M. McCafferty, Board Member**

**Lisa M. Stickan, Board Member**

**MEETING AGENDA**

**April 9, 2024**

**9:30 a.m.**

**THE PLEDGE OF ALLEGIANCE**

**ADMINISTRATIVE**

1. Approval of the minutes from the March 20, 2024, board meeting

**BALLOT**

2. Certification of the official results of the March 19, 2024, Presidential Primary Election
  - a. Authorization to approve the remake of the optical scan ballots from the March 19, 2024, Presidential Primary Election
  - b. Authorization to approve absentee ballots from the March 19, 2024, Presidential Primary Election
  - c. Authorization to approve provisional ballots from the March 19, 2024, Presidential Primary Election
  - d. Acknowledgment of the pre & post-test results of the vote tabulation system from the March 19, 2024, Presidential Primary Election
  - e. Acknowledgment of the Official District Wide Results of the March 19, 2024, Presidential Primary Election for Cuyahoga, Holmes, Lorain, Medina, and Wayne Counties
3. Acknowledgment of the date, time, and place of the post-election audit for the March 19, 2024, Presidential Primary Election

**CANDIDATE AND PETITION SERVICES**

4. Approval of an update to the Cuyahoga County Board of Elections Petition Protocols

**FISCAL**

5. Approval to amend the Resolution and/or voucher for
  - a. FIS-C-A) Runbeck Election Services – amended to include shipping costs

**NEW BUSINESS**

**PUBLIC COMMENT<sup>1</sup>**

**EXECUTIVE SESSION**

Discussion of personnel issues (to consider the appointment, employment, dismissal, discipline, promotion, demotion, or compensation of a public employee or official) and disputes involving the public body that are the subject of pending or imminent court action.

Video of this meeting can be viewed at <https://www.youtube.com/CuyahogaCountyBOE>

<sup>1</sup>Please email [mbejjani@cuyahogacounty.gov](mailto:mbejjani@cuyahogacounty.gov) or [dwhite1@cuyahogacounty.gov](mailto:dwhite1@cuyahogacounty.gov) with your name and the nature of your comment so we can fully assist you.



# CUYAHOGA COUNTY BOARD OF ELECTIONS

## 2024 Board Meeting Schedule

### April 2024

Tuesday, April 9<sup>th</sup> @9:30 a.m.

Certification of the March 19, 2024 Presidential Primary Election

### May 2024

Tuesday, May 7<sup>th</sup> @9:30 a.m.

May Board Meeting

### June 2024

Tuesday, June 11<sup>th</sup> @9:30 a.m.

June Board Meeting

### July 2024

Tuesday, July 16<sup>th</sup> @9:30 a.m.

July Board Meeting

### August 2024

Tuesday, August 6<sup>th</sup>

August 6, 2024 Special Election

Monday, August 19<sup>th</sup> @9:30 a.m.

Certification of candidates and issues for the November 5, 2024 General Election

### September 2024

Monday, September 9<sup>th</sup> @9:30 a.m.

Certification of remaining issues, charter amendments, and write in candidates for the November 5, 2024 General Election

### October 2024

Tuesday, October 8<sup>th</sup> @9:30 a.m.

October Board Meeting

### November 2024

Friday, November 1<sup>st</sup> @ 9:30AM

Meeting for the November 5, 2024 General Election

Tuesday, November 5<sup>th</sup>

November 2, 2024 General Election

Monday, November 18<sup>th</sup> @9:30 a.m.

Provisional Verification for the November 5, 2024 General Election

Tuesday, November 26<sup>th</sup> @9:30 a.m.

Certification of the November 5, 2024 General Election

### December 2024

Thursday, December 12<sup>th</sup> @9:30 a.m.

December Board Meeting

# Agenda Item

#1

# VOTE CUYAHOGA COUNTY BOARD OF ELECTIONS

**Board Meeting**  
**3/20/2024**

**Attending:**

Henry F Curtis, IV, Chairman  
Inajo Davis Chappell, Board Member  
Terence M. McCafferty, Board Member  
Lisa M. Stickan, Board Member  
Anthony Perlatti, Director  
Tony Kaloger, Deputy Director  
Mark R. Musson, Assistant Prosecutor, Cuyahoga County

Mary Bejjani, Clerk to the Board  
Skip White, Clerk to the Board

---

The Cuyahoga County Board of Elections Meeting began at 3:02 p.m. Hereinafter referred to as the CCBOE/Board.

Chairman Curtis noted that all Board Members were in attendance.

**\*\* Special Board Meeting \*\***

**EXECUTIVE SESSION**

At 3:02 p.m., Chairman Curtis moved to go into executive session to gather information concerning the acquisition of property for public purposes since the disclosure would give an unfair competitive advantage to private interest. Board Member Davis Chappell seconded and a roll call vote taken, and each Board Member voted in the affirmative.

At 5:40 p.m., Chairman Curtis stated the Board had come out of the executive session and returned to open session.

The Board broadly discussed initial assessments of the primary election held the day prior.

Chairman Curtis moved to recess the meeting at 5:57 p.m. Board Member Davis Chappell seconded. The motion passed unanimously.

Certification: I have reviewed the above minutes and certify that they are an accurate summary of the actions taken by the Cuyahoga County Board of Elections at its meeting held on March 20, 2024.

Henry F Curtis, IV, Chairman

Henry F Curtis, IV

Inajo Davis Chappell, Board Member

Inajo Davis Chappell

Terence M. McCafferty, Board Member

Lisa M. Stickan

Lisa M. Stickan, Board Member

Anthony Perlatti

Anthony Perlatti, Director

# Agenda Item #2



# March 19, 2024 Presidential Primary Election Official Canvass Certification Data

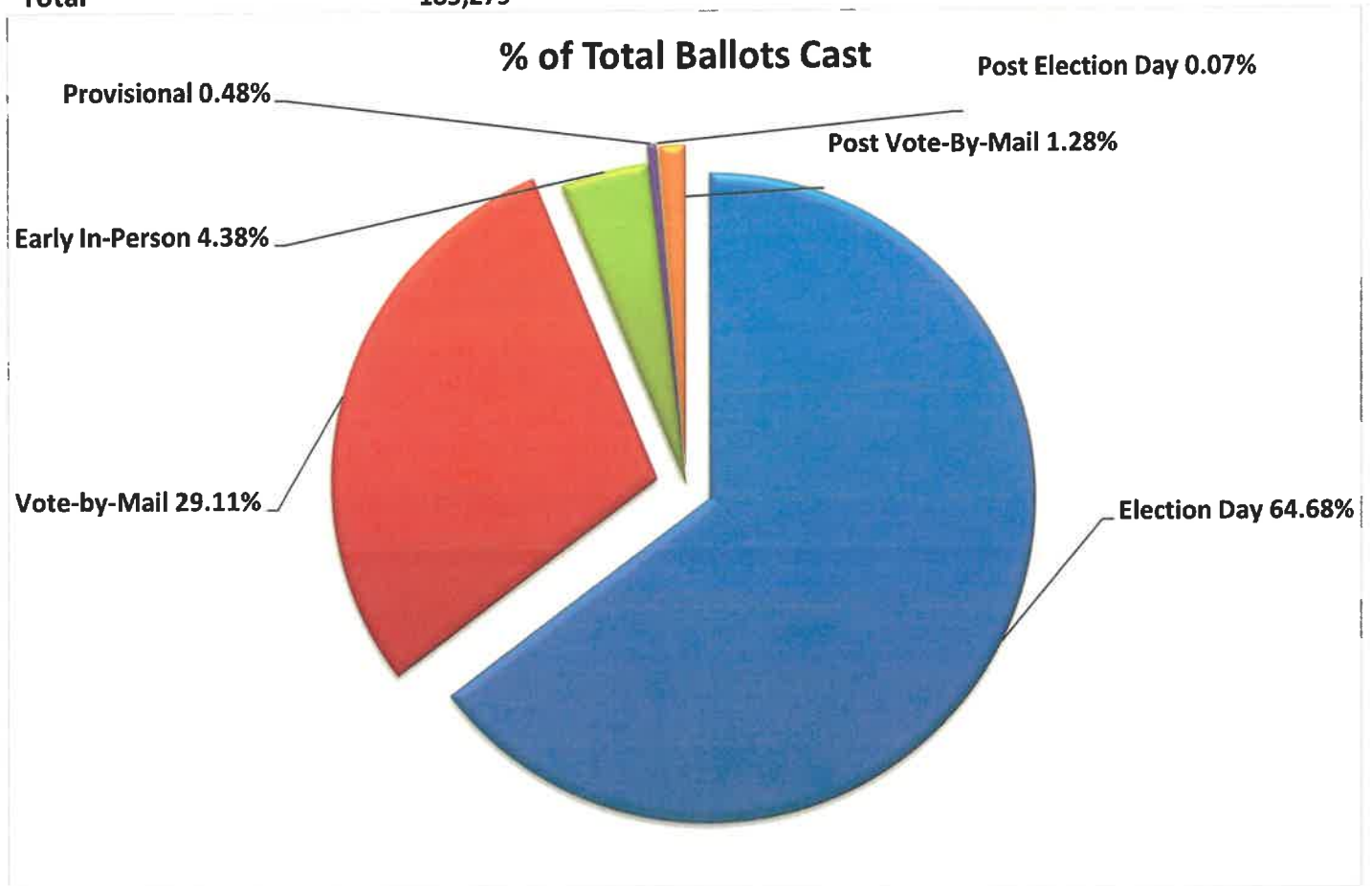
## FINAL RESULTS

Official Election Results for the March 19, 2024 Presidential Primary Election are attached to the Election Summary Report.

## SUMMARY OF OFFICIAL CANVASS

There was a total of 185,279 ballots tabulated for the March 19, 2024 Presidential Primary Election. Below is a breakdown of the ballots counted by category and a percentage of the total vote by category.

Category	Ballots Cast	% of Total Ballots Cast
<b><i>Election Day</i></b>	119,840	64.68%
<b><i>Vote-by-Mail</i></b>	53,930	29.11%
<b><i>Early In-Person</i></b>	8,119	4.38%
<b><i>Provisional</i></b>	887	0.48%
<b><i>Post Election Day</i></b>	128	0.07%
<b><i>Post Vote-By-Mail</i></b>	2,375	1.28%
<b>Total</b>	<b>185,279</b>	



## VOTE-BY-MAIL/EARLY IN-PERSON SUMMARY

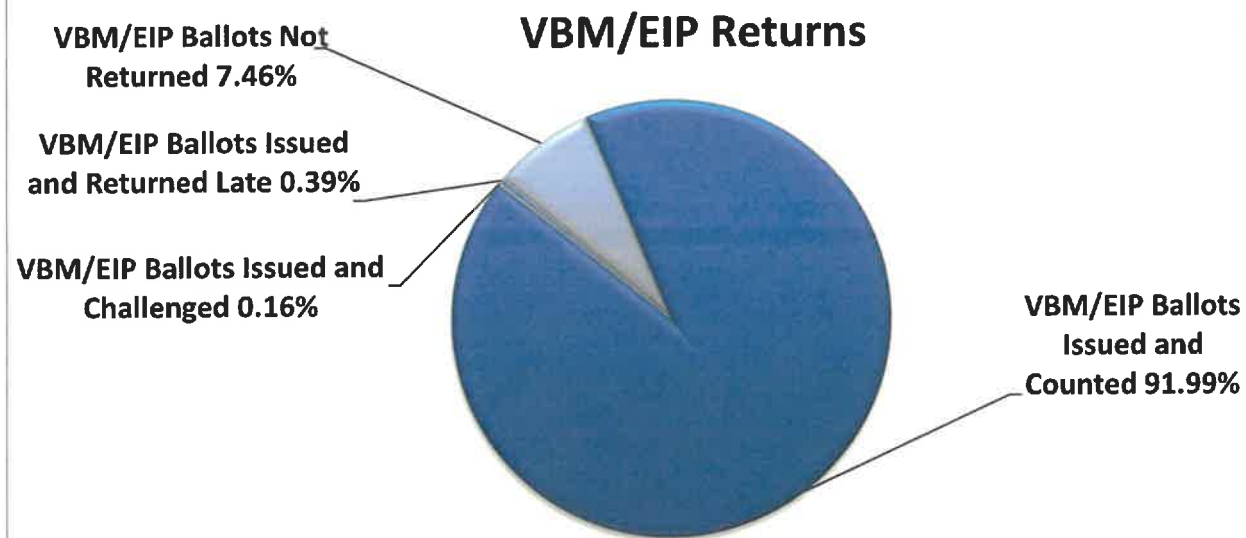
A total of 70,104 ballots were issued during Vote-by-Mail and Early In-Person voting. Of those ballots, 64,491 (91.99%) were returned and counted by the Ballot Department. There were 385 challenged or late VBM/EIP ballots, resulting in a .59%\* Challenge Rate for this election.

\*The Challenge Rate is .17% when voters who returned their ballot late are excluded.

VBM/EIP Data	Vote by Mail	Early In-Person	Military and Overseas	Total
Issued	61,586	8,118	400	70,104
Returned and Counted	56,204	8,118	169	64,491
Challenged	110	0	3	113
Returned Late	272	0	0	272
Not Returned	5,000	0	228	5,228

VBM/EIP Data - Challenge Rate	
Overall Return Rate	92.54%
Challenge Rate (Total)	0.59%
Challenge Rate (Late Removed)	0.17%

VBM/EIP Ballots Challenged	Number of Challenged Ballots	% of Total Challenged VBM
Ballot Not Returned With ID Envelope	10	8.85%
ID Envelope Incomplete	1	0.88%
ID Envelope Not Returned	17	15.04%
ID Invalid	29	25.66%
ID Not Provided	17	15.04%
Signature Invalid	15	13.27%
Signature Not Provided	21	18.58%
Stub Not Returned With Ballot	3	2.65%
<b>Total</b>	<b>113</b>	



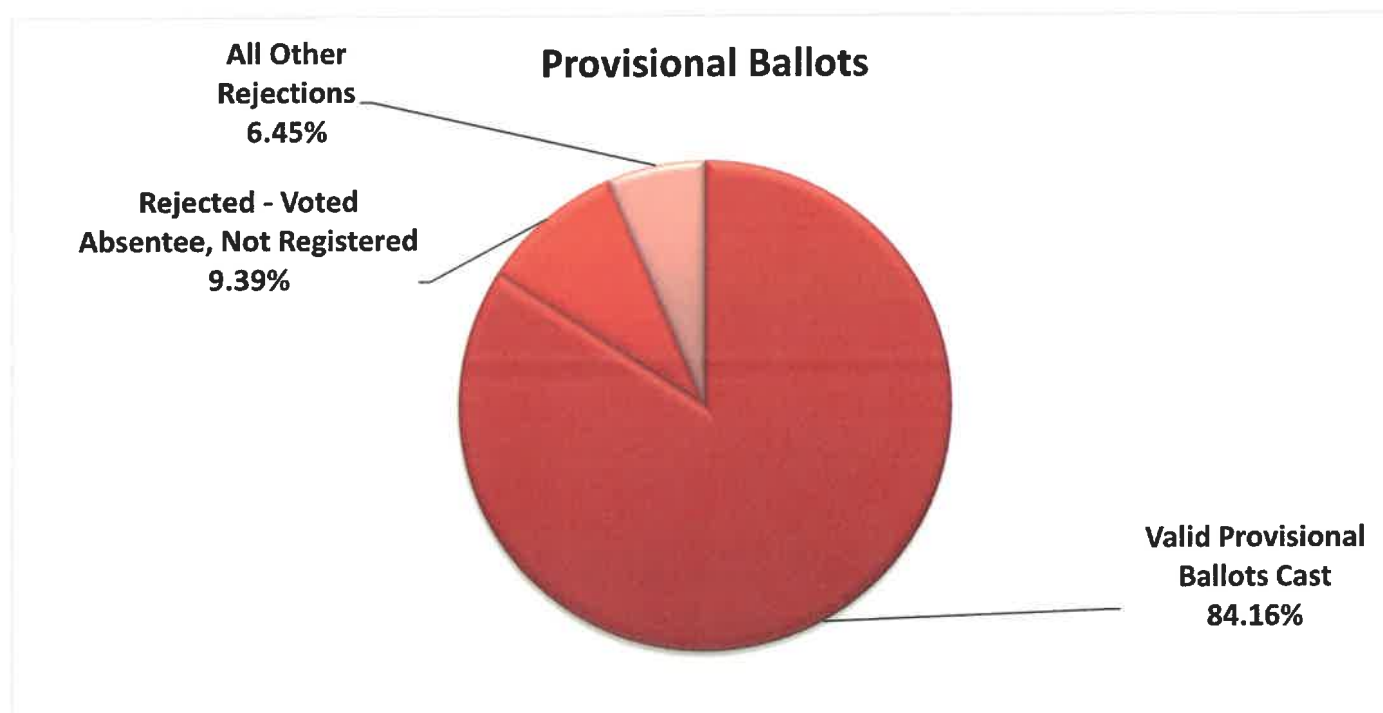


## PROVISIONAL VOTING SUMMARY

A total of 1,054 Provisional Ballots were cast during the March 19, 2024 Presidential Primary Election. Of those ballots, 887 (84.16%) were valid and tabulated by the Ballot Department. There were 167 invalid Provisional Ballot, resulting in a 15.84%\* rejection rate for this election.

\*The Provisional Rejection Rate is 6.45% when provisional voters who have already cast a VBM Ballot or are Not Registered are excluded.

Provisional Data		
Total Provisional Ballots Cast	1,054	
Valid Provisional Ballots	887	84.16%
<i>Wrong Precinct, Correct Location of Valid Provisionals</i>	11	1.24%
Rejected Provisional Ballots	167	15.84%
Rejection Category	Rejected	% of Total Rejections
Not Registered	85	50.90%
Missing Identification	28	16.77%
Voted Absentee	13	7.78%
Non-Matching Identification	9	5.39%
Wrong Precinct, Wrong Location	8	4.79%
Empty Envelope	8	4.79%
Invalid Address	5	2.99%
Missing Address	4	2.40%
Non-Matching Signature	2	1.20%
No Signature	2	1.20%
Voted Absentee- Challenge	1	0.60%
Missing Date of Birth	1	0.60%
No Printed Name	1	0.60%



## BALLOT REMAKES

During the election, 361 ballot sheets were processed in accordance with the CCBOE Adjudication Policy (approved by the Board on August 29, 2023). The overall remake rate for this election was .10%. Excluding UOCAVA & Voted For Ineligible Contest, the remake rate for this election was .06%.

Onscreen Ballot Adjudication	Number of Remakes	% of Total Remakes
1 - Ballot folded, torn, or mutilated.	67	18.56%
2 - Ballot contains indeterminate marks not made by the voter	1	0.28%
3 - UOCAVA Ballot	122	33.80%
4 - Ballot contains votes for ineligible contest(s).	21	5.82%
5 - Inadvertent mark made by the voter, resulting in the scanner detecting an over vote or an indeterminate mark.	3	0.83%
6 - Voter marked entire ballot contrary to the instruction listed at the beginning of the ballot.	-	0.00%
7 - Voter marked part of the ballot according to the ballot marking instructions contained on the ballot, and part of the ballot contrary to the instructions.	147	40.72%
Manual Remake ONLY	Number of Remakes	% of Total Remakes
8 - Voter marked part of the ballot in accordance with the ballot marking instructions contained on the ballot, and part of the ballot contrary to the instructions.	-	0.00%
9 - Over vote, voter marked the ballot more than the permissible number of times for a particular contest, and there is no indication of contrary intent	-	0.00%
10 - Voter filled in an oval next to a candidate for an office and also cast a write-in vote for a vote for a candidate for the same office by filling in the oval of, and the writing in of, the name of a write-in candidate.	-	0.00%
<b>Total</b>	<b>361</b>	<b>100.00%</b>

Category	Remakes Removed	Remake Rate
Regular VBM & Provisional Ballot Scanning	218	0.060%
UOCAVA & Voted For Ineligible Contest	143	0.039%
<b>Total</b>	<b>361</b>	<b>0.100%</b>

## VOTER HISTORY / BALLOT RECONCILIATION

Nine hundred and sixty-seven (967) precincts were involved in this election. Voter History is complete.

Ballot Reconciliation is ongoing.

## RECOUNTS

There is one (1) automatic recount for this election.

- 21 – Brooklyn CSD Bond Issue

The requested recount deadline is Monday, April 15, 2024 at 4:00 PM.

## AUDIT

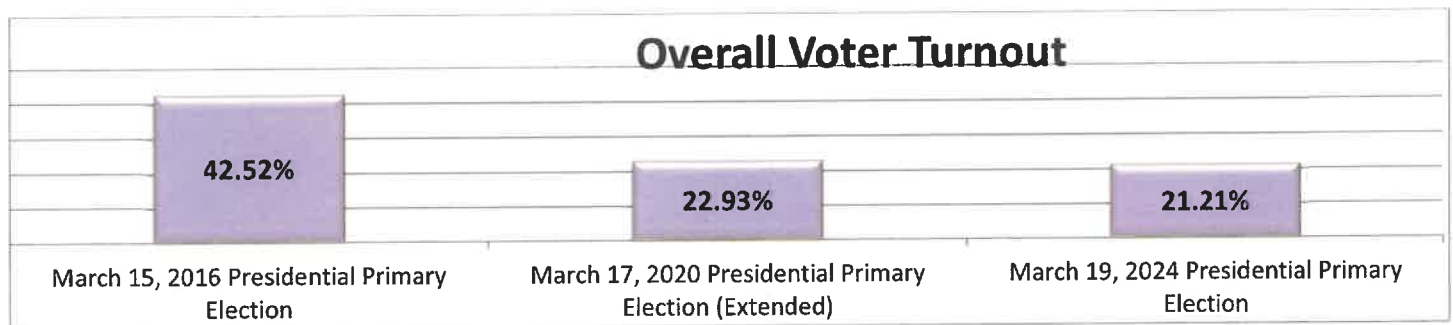
The post-election audit will be conducted after the completion of the automatic and requested recounts.

The audit will be conducted using the batch-based risk-limiting audit method.

## HISTORICAL DATA

The following data sets and graphs include similar election comparisons related to election information and voting method distributions (ballot categories).

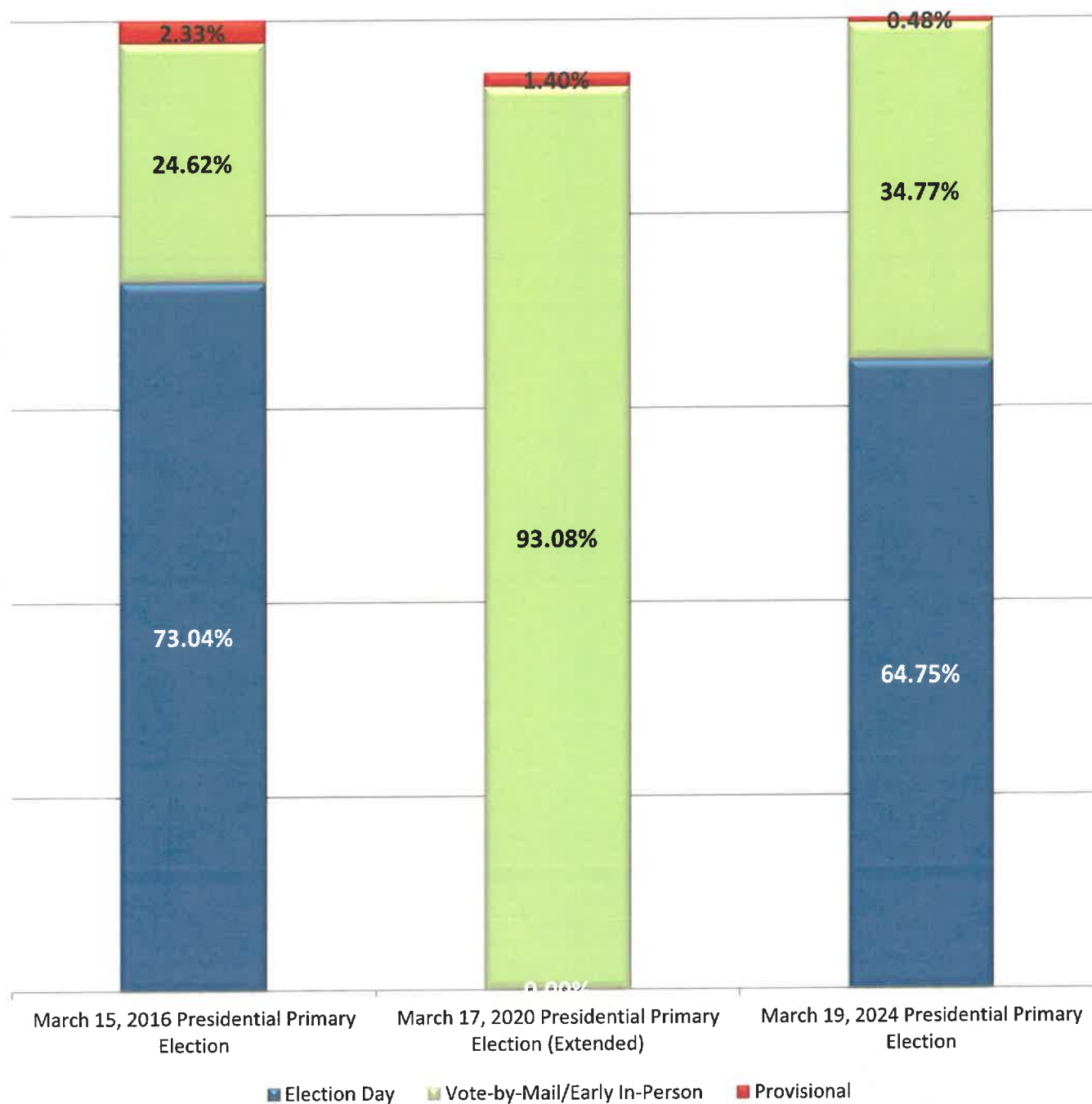
	March 15, 2016 Presidential Primary Election	March 17, 2020 Presidential Primary Election (Extended)	March 19, 2024 Presidential Primary Election
<b>Precincts</b>	980	975	967
<b>Registered Voters</b>	849,206	858,057	873,571
<b>Ballots Cast - Counted</b>	361,098	196,791	185,279
<b><i>Election Day</i></b>	262,695	0	119,840
<b><i>Vote-by-Mail</i></b>	86,474	181,232	53,930
<b><i>Early In-Person</i></b>	Included with VBM	10,849	8,119
<b><i>Provisional</i></b>	8430	2,760	887
<b><i>Post Election Day</i></b>	1068	0	128
<b><i>Post Vote-by-Mail</i></b>	2440	1,950	2,375
<b>Voter Turnout</b>	42.52%	22.93%	21.26%



### Ballots Cast by Category - % of Total Ballots Cast

	March 15, 2016 Presidential Primary Election	March 17, 2020 Presidential Primary Election (Extended)	March 19, 2024 Presidential Primary Election
<b>Election Day</b>	73.04%	0.00%	64.75%
<b>Vote-by-Mail/Early In-Person</b>	24.62%	93.08%	34.77%
<b>Provisional</b>	2.33%	1.40%	0.48%

## Voter Turnout by Category

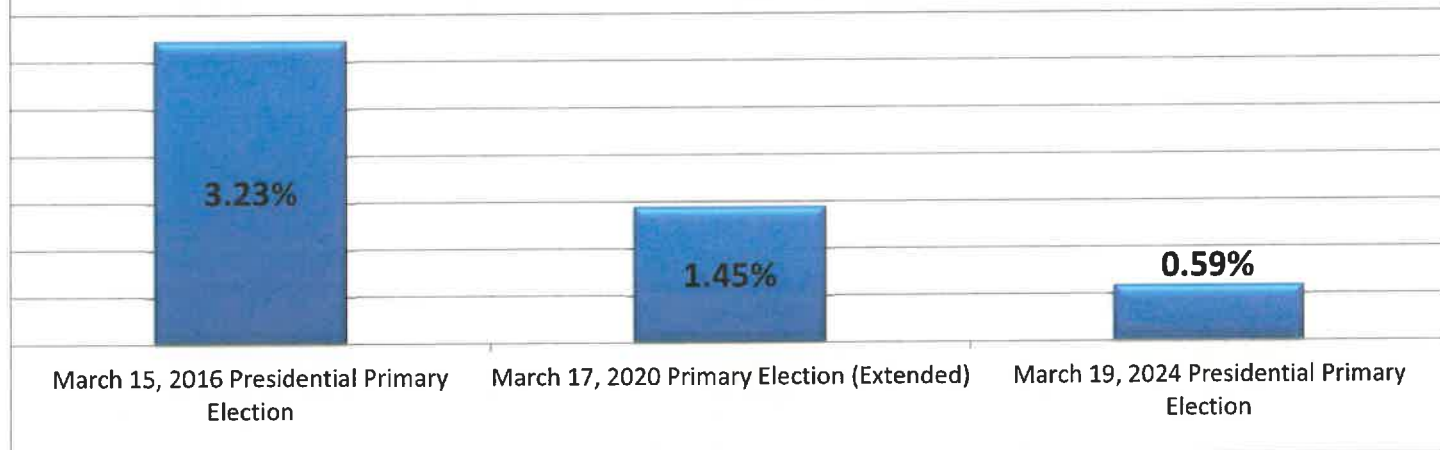




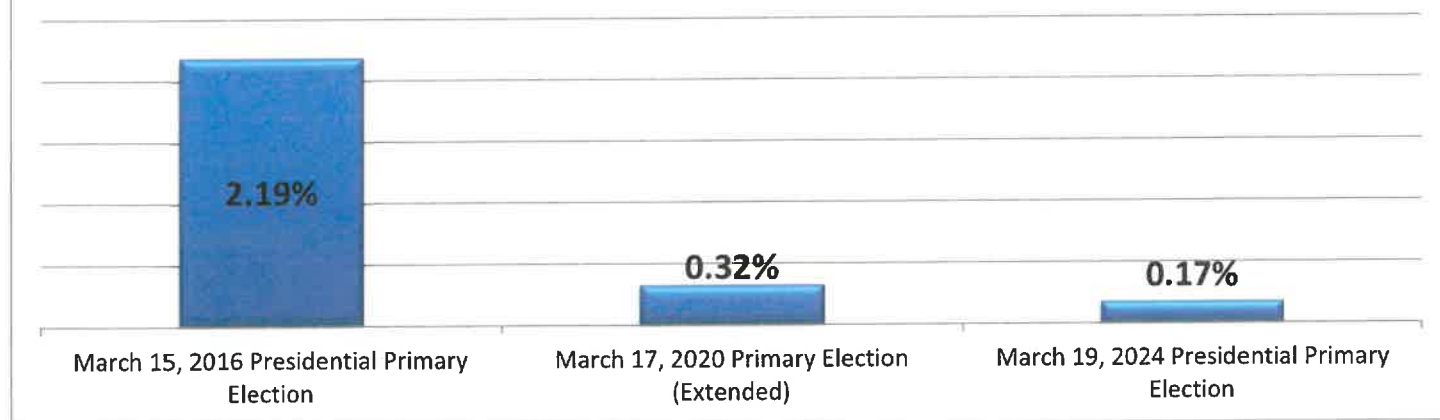
## Vote-by-Mail Data

	March 15, 2016 Presidential Primary Election	March 17, 2020 Primary Election (Extended)	March 19, 2024 Presidential Primary Election
VBM Ballots Issued	98,816	215,428	70,104
VBM Ballots Returned	90,163	196,487	64,876
VBM Ballots Counted	88,945	194,275	64,491
VBM Ballots Challenged	1,950	631	113
VBM Ballots Returned Late	961	2,212	272
VBM Ballots Issued and Returned	91.24%	91.21%	92.54%
VBM Ballots Returned and Counted	98.65%	98.87%	99.41%
VBM Ballots Returned and Challenged	3.23%	1.45%	0.59%
VBM Ballots Issued and Returned Late	0.97%	1.03%	0.39%
VBM Ballots Returned and Challenged (excluding late)	2.19%	0.32%	0.17%

### Challenge Rate



### Challenge Rate (Excluding Late)

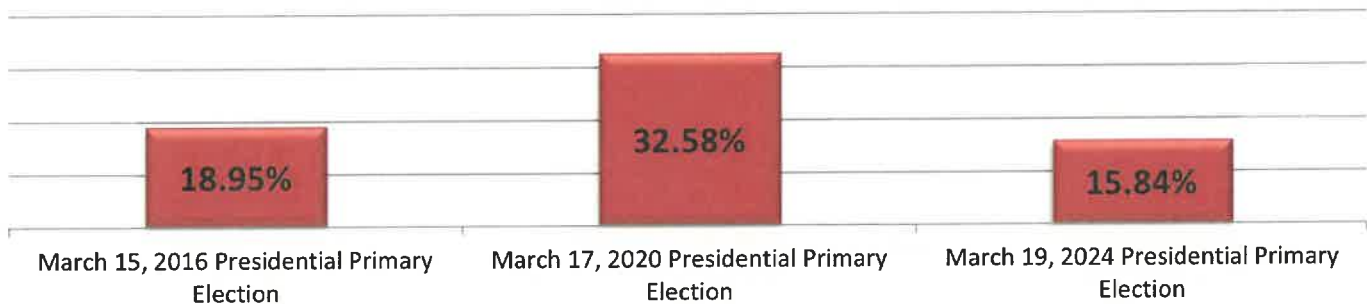




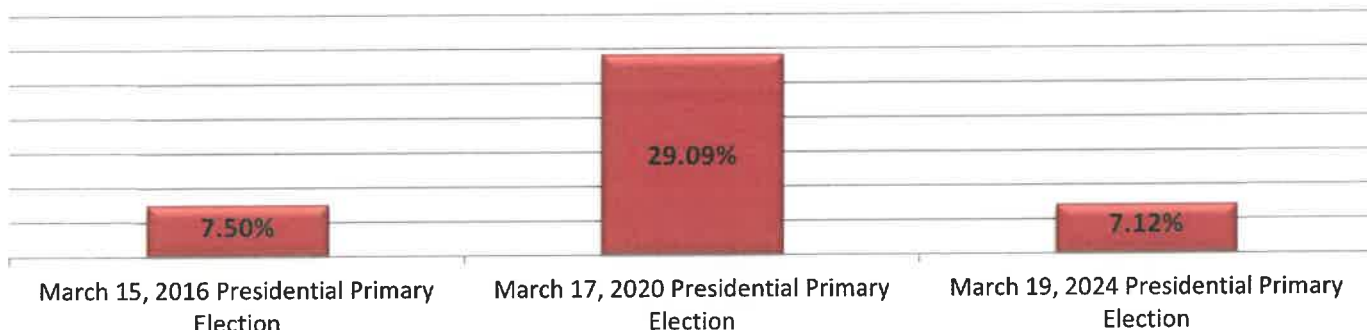
## Provisional Data

	March 15, 2016 Presidential Primary Election	March 17, 2020 Presidential Primary Election	March 19, 2024 Presidential Primary Election
Provisional Ballots - CAST	10,401	4,097	1,054
Provisional Ballots - VALID	8,430	2,762	887
Provisional Ballots - REJECTED	1,971	1,335	167
Valid Provisional Ballots Cast	81.05%	67.42%	84.16%
Rejected Provisional Ballots	18.95%	32.58%	15.84%
VBM Voters	94	20	14
Not Registered In The State of Ohio	1,191	143	85
Wrong Precinct, Wrong Location	438	48	8
Correct Location Remakes	266	48	11
Rejected Not Including VBM & Not Registered of Ballots Cast	7.50%	29.09%	7.12%
Wrong Precinct, Wrong Location of Ballots Cast	4.21%	1.17%	0.76%

### Provisional Rejection Rate



### Rejection Rate (Excluding Not Registered and VBM Voters)



Official Results  
Cuyahoga County, March 19, 2024 Presidential Primary  
All Precincts, All Districts, All Counter Groups, All ScanStations, All Contests, All Boxes  
967 precincts reported out of 967 total  
Total Ballots Cast: 185279, Registered Voters: 873571, Overall Turnout: 21.21%

Page: 1 of 55  
2024-04-09  
08:30:39

Choice	Votes	Vote %
--------	-------	--------

All Precincts

**DELEGATES-AT-LARGE AND ALTERNATES-AT-LARGE (DEM) (Vote for 1)**

**107663 ballots (51 over voted ballots, 51 overvotes, 11917 undervotes), 177451 registered voters, turnout 60.67%**

Joseph R. Biden Jr	84268	88.06%
Dean Phillips	11427	11.94%
Total	95695	100.00%
Overvotes	51	
Undervotes	11917	

**U.S. SENATOR (DEM) (Vote for 1)**

**107663 ballots (0 over voted ballots, 0 overvotes, 9048 undervotes), 177451 registered voters, turnout 60.67%**

Sherrod Brown	98615	100.00%
Total	98615	100.00%
Overvotes	0	
Undervotes	9048	

**REPRESENTATIVE TO CONGRESS 7th DISTRICT (DEM) (Vote for 1)**

**37616 ballots (17 over voted ballots, 17 overvotes, 6731 undervotes), 55795 registered voters, turnout 67.42%**

Doug Bugie	5071	16.43%
Matt Diemer	25797	83.57%
Total	30868	100.00%
Overvotes	17	
Undervotes	6731	

**REPRESENTATIVE TO CONGRESS 11th DISTRICT (DEM) (Vote for 1)**

**70047 ballots (0 over voted ballots, 0 overvotes, 8474 undervotes), 121656 registered voters, turnout 57.58%**

Shontel Brown	61573	100.00%
Total	61573	100.00%
Overvotes	0	
Undervotes	8474	

**JUSTICE OF THE SUPREME COURT FTC 1-1-2025 (DEM) (Vote for 1)**

**107663 ballots (0 over voted ballots, 0 overvotes, 27047 undervotes), 177451 registered voters, turnout 60.67%**

Michael P. Donnelly	80616	100.00%
Total	80616	100.00%
Overvotes	0	
Undervotes	27047	

**JUSTICE OF THE SUPREME COURT FTC 1-2-2025 (DEM) (Vote for 1)**

**107663 ballots (0 over voted ballots, 0 overvotes, 28623 undervotes), 177451 registered voters, turnout 60.67%**

Melody J. Stewart	79040	100.00%
Total	79040	100.00%
Overvotes	0	
Undervotes	28623	

**JUSTICE OF THE SUPREME COURT UTE 12-31-2026 (DEM) (Vote for 1)**

**107663 ballots (50 over voted ballots, 50 overvotes, 15407 undervotes), 177451 registered voters, turnout 60.67%**

Lisa Forbes	71420	77.46%
Terri Jamison	20786	22.54%
Total	92206	100.00%
Overvotes	50	
Undervotes	15407	

**JUDGE COURT OF APPEALS 8th DISTRICT FTC 1-1-2025 (DEM) (Vote for 1)**

**107663 ballots (0 over voted ballots, 0 overvotes, 31478 undervotes), 177451 registered voters, turnout 60.67%**

Deena R. Calabrese	76185	100.00%
--------------------	-------	---------

Official Results  
Cuyahoga County, March 19, 2024 Presidential Primary  
All Precincts, All Districts, All Counter Groups, All ScanStations, All Contests, All Boxes  
967 precincts reported out of 967 total  
Total Ballots Cast: 185279, Registered Voters: 873571, Overall Turnout: 21.21%

Page: 2 of 55  
2024-04-09  
08:30:39

Choice	Votes	Vote %
Total	76185	100.00%
Overvotes	0	
Undervotes	31478	

**JUDGE COURT OF APPEALS 8th DISTRICT FTC 1-2-2025 (DEM) (Vote for 1)**

**107663 ballots (0 over voted ballots, 0 overvotes, 31558 undervotes), 177451 registered voters, turnout 60.67%**

Michelle J. Sheehan	76105	100.00%
Total	76105	100.00%
Overvotes	0	
Undervotes	31558	

**JUDGE COURT OF APPEALS 8th DISTRICT FTC 1-3-2025 (DEM) (Vote for 1)**

**107663 ballots (0 over voted ballots, 0 overvotes, 30169 undervotes), 177451 registered voters, turnout 60.67%**

Eileen T. Gallagher	77494	100.00%
Total	77494	100.00%
Overvotes	0	
Undervotes	30169	

**JUDGE COURT OF APPEALS 8th DISTRICT FTC 2-9-2025 (DEM) (Vote for 1)**

**107663 ballots (0 over voted ballots, 0 overvotes, 29614 undervotes), 177451 registered voters, turnout 60.67%**

Mary J. Boyle	78049	100.00%
Total	78049	100.00%
Overvotes	0	
Undervotes	29614	

**STATE SENATE 18TH DISTRICT (DEM) (Vote for 1)**

**12669 ballots (2 over voted ballots, 2 overvotes, 2238 undervotes), 20794 registered voters, turnout 60.93%**

Chris Callender	5514	52.87%
Katie O'Neill	4915	47.13%
Total	10429	100.00%
Overvotes	2	
Undervotes	2238	

**STATE SENATE 24TH DISTRICT (DEM) (Vote for 1)**

**25169 ballots (0 over voted ballots, 0 overvotes, 6500 undervotes), 36660 registered voters, turnout 68.66%**

Sue Durichko	18669	100.00%
Total	18669	100.00%
Overvotes	0	
Undervotes	6500	

**STATE REP 13TH DISTRICT (DEM) (Vote for 1)**

**9510 ballots (0 over voted ballots, 0 overvotes, 2674 undervotes), 15528 registered voters, turnout 61.24%**

Tristan W. Rader	6836	100.00%
Total	6836	100.00%
Overvotes	0	
Undervotes	2674	

**STATE REP 14TH DISTRICT (DEM) (Vote for 1)**

**7529 ballots (0 over voted ballots, 0 overvotes, 1631 undervotes), 10780 registered voters, turnout 69.84%**

Sean Patrick Brennan	5898	100.00%
Total	5898	100.00%
Overvotes	0	
Undervotes	1631	

**STATE REP 15TH DISTRICT (DEM) (Vote for 1)**

**8290 ballots (2 over voted ballots, 2 overvotes, 1162 undervotes), 12756 registered voters, turnout 64.99%**

Chris Glassburn	5335	74.87%
TJ Mulloy	1791	25.13%

Official Results  
Cuyahoga County, March 19, 2024 Presidential Primary  
All Precincts, All Districts, All Counter Groups, All ScanStations, All Contests, All Boxes  
967 precincts reported out of 967 total  
Total Ballots Cast: 185279, Registered Voters: 873571, Overall Turnout: 21.21%

Page: 3 of 55  
2024-04-09  
08:30:39

Choice	Votes	Vote %
Total	7126	100.00%
Overvotes	2	
Undervotes	1162	

**STATE REP 16TH DISTRICT (DEM) (Vote for 1)**

**11620 ballots (0 over voted ballots, 0 overvotes, 2983 undervotes), 17117 registered voters, turnout 67.89%**

Bride Rose Sweeney	8637	100.00%
Total	8637	100.00%
Overvotes	0	
Undervotes	2983	

**STATE REP 17TH DISTRICT (DEM) (Vote for 1)**

**9350 ballots (0 over voted ballots, 0 overvotes, 2748 undervotes), 13124 registered voters, turnout 71.24%**

Jessica Sutherland	6602	100.00%
Total	6602	100.00%
Overvotes	0	
Undervotes	2748	

**STATE REP 18TH DISTRICT (DEM) (Vote for 1)**

**17491 ballots (0 over voted ballots, 0 overvotes, 3738 undervotes), 31639 registered voters, turnout 55.28%**

Juanita O. Brent	13753	100.00%
Total	13753	100.00%
Overvotes	0	
Undervotes	3738	

**STATE REP 19TH DISTRICT (DEM) (Vote for 1)**

**10492 ballots (0 over voted ballots, 0 overvotes, 2925 undervotes), 17598 registered voters, turnout 59.62%**

Phil Robinson	7567	100.00%
Total	7567	100.00%
Overvotes	0	
Undervotes	2925	

**STATE REP 20TH DISTRICT (DEM) (Vote for 1)**

**7187 ballots (0 over voted ballots, 0 overvotes, 4637 undervotes), 13695 registered voters, turnout 52.48%**

Write-in	2550	100.00%
Total	2550	100.00%
Overvotes	0	
Undervotes	4637	

**STATE REP 21ST DISTRICT (DEM) (Vote for 1)**

**13852 ballots (9 over voted ballots, 9 overvotes, 1354 undervotes), 23651 registered voters, turnout 58.57%**

Elliot Forhan	1506	12.06%
Eric Synenberg	5659	45.31%
Angel Washington	5324	42.63%
Total	12489	100.00%
Overvotes	9	
Undervotes	1354	

**STATE REP 22ND DISTRICT (DEM) (Vote for 1)**

**10165 ballots (0 over voted ballots, 0 overvotes, 2712 undervotes), 18367 registered voters, turnout 55.34%**

Darnell T. Brewer	7453	100.00%
Total	7453	100.00%
Overvotes	0	
Undervotes	2712	

**STATE REP 23RD DISTRICT (DEM) (Vote for 1)**

**2177 ballots (0 over voted ballots, 0 overvotes, 657 undervotes), 3196 registered voters, turnout 68.12%**

Daniel P. Troy	1520	100.00%
----------------	------	---------

Official Results  
Cuyahoga County, March 19, 2024 Presidential Primary  
All Precincts, All Districts, All Counter Groups, All ScanStations, All Contests, All Boxes  
967 precincts reported out of 967 total  
Total Ballots Cast: 185279, Registered Voters: 873571, Overall Turnout: 21.21%

Page: 4 of 55  
2024-04-09  
08:30:39

Choice	Votes	Vote %
Total	1520	100.00%
Overvotes	0	
Undervotes	657	

**CRT OF COM PLEAS GEN DIV FTC 1/1/2025 (DEM) (Vote for 1)**

**107663 ballots (0 over voted ballots, 0 overvotes, 34816 undervotes), 177451 registered voters, turnout 60.67%**

Kevin J. Kelley	72847	100.00%
Total	72847	100.00%
Overvotes	0	
Undervotes	34816	

**CRT OF COM PLEAS GEN DIV FTC 1/2/2025 (DEM) (Vote for 1)**

**107663 ballots (0 over voted ballots, 0 overvotes, 34835 undervotes), 177451 registered voters, turnout 60.67%**

Ashley Kilbane	72828	100.00%
Total	72828	100.00%
Overvotes	0	
Undervotes	34835	

**CRT OF COM PLEAS GEN DIV FTC 1/3/2025 (DEM) (Vote for 1)**

**107663 ballots (0 over voted ballots, 0 overvotes, 37591 undervotes), 177451 registered voters, turnout 60.67%**

John J. Spellacy	70072	100.00%
Total	70072	100.00%
Overvotes	0	
Undervotes	37591	

**CRT OF COM PLEAS GEN DIV FTC 1/4/2025 (DEM) (Vote for 1)**

**107663 ballots (0 over voted ballots, 0 overvotes, 33793 undervotes), 177451 registered voters, turnout 60.67%**

Timothy McCormick	73870	100.00%
Total	73870	100.00%
Overvotes	0	
Undervotes	33793	

**CRT OF COM PLEAS GEN DIV FTC 1/5/2025 (DEM) (Vote for 1)**

**107663 ballots (0 over voted ballots, 0 overvotes, 36962 undervotes), 177451 registered voters, turnout 60.67%**

John P. O'Donnell	70701	100.00%
Total	70701	100.00%
Overvotes	0	
Undervotes	36962	

**CRT OF COM PLEAS GEN DIV FTC 1/6/2025 (DEM) (Vote for 1)**

**107663 ballots (331 over voted ballots, 331 overvotes, 18635 undervotes), 177451 registered voters, turnout 60.67%**

Carl J. Mazzone	54007	60.89%
Nancy Margaret Russo	34690	39.11%
Total	88697	100.00%
Overvotes	331	
Undervotes	18635	

**CRT OF COM PLEAS GEN DIV FTC 1/7/2025 (DEM) (Vote for 1)**

**107663 ballots (0 over voted ballots, 0 overvotes, 37198 undervotes), 177451 registered voters, turnout 60.67%**

Lauren C. Moore	70465	100.00%
Total	70465	100.00%
Overvotes	0	
Undervotes	37198	

**CRT OF COM PLEAS GEN DIV FTC 1/8/2025 (DEM) (Vote for 1)**

**107663 ballots (73 over voted ballots, 73 overvotes, 25521 undervotes), 177451 registered voters, turnout 60.67%**

Mollie Ann Murphy	30102	36.68%
Fallon Marie Radigan	27401	33.39%
Ray Tarasuck	24566	29.93%

MAR24PRI

Official Results  
Cuyahoga County, March 19, 2024 Presidential Primary  
All Precincts, All Districts, All Counter Groups, All ScanStations, All Contests, All Boxes  
967 precincts reported out of 967 total  
Total Ballots Cast: 185279, Registered Voters: 873571, Overall Turnout: 21.21%

Page: 5 of 55  
2024-04-09  
08:30:39

Choice	Votes	Vote %
Total	82069	100.00%
Overvotes	73	
Undervotes	25521	

**CRT OF COM PLEAS GEN DIV FTC 1/9/2025 (DEM) (Vote for 1)**

**107663 ballots (0 over voted ballots, 0 overvotes, 37031 undervotes), 177451 registered voters, turnout 60.67%**

Emily Hagan	70632	100.00%
Total	70632	100.00%
Overvotes	0	
Undervotes	37031	

**CRT OF COM PLEAS GEN DIV FTC 1/10/2025 (DEM) (Vote for 1)**

**107663 ballots (0 over voted ballots, 0 overvotes, 36174 undervotes), 177451 registered voters, turnout 60.67%**

Joy Kennedy	71489	100.00%
Total	71489	100.00%
Overvotes	0	
Undervotes	36174	

**CRT OF COM PLEAS GEN DIV FTC 1/11/2025 (DEM) (Vote for 1)**

**107663 ballots (0 over voted ballots, 0 overvotes, 39500 undervotes), 177451 registered voters, turnout 60.67%**

Daryl T. Dennie	68163	100.00%
Total	68163	100.00%
Overvotes	0	
Undervotes	39500	

**CRT OF COM PLEAS GEN DIV FTC 1/12/2025 (DEM) (Vote for 1)**

**107639 ballots (0 over voted ballots, 0 overvotes, 35031 undervotes), 177451 registered voters, turnout 60.66%**

Cassandra Collier-Williams	72608	100.00%
Total	72608	100.00%
Overvotes	0	
Undervotes	35031	

**CRT OF COM PLEAS GEN DIV UTE 12/31/2026 (DEM) (Vote for 1)**

**107555 ballots (72 over voted ballots, 72 overvotes, 16901 undervotes), 177451 registered voters, turnout 60.61%**

Kira Krivosh	47161	52.06%
Fallon Kilbane McNally	24181	26.70%
Jennifer McTernan	19240	21.24%
Total	90582	100.00%
Overvotes	72	
Undervotes	16901	

**CRT OF COM PLEAS JUV DIV FTC 1/1/2025 (DEM) (Vote for 1)**

**107555 ballots (0 over voted ballots, 0 overvotes, 35155 undervotes), 177451 registered voters, turnout 60.61%**

Jennifer L. O'Malley	72400	100.00%
Total	72400	100.00%
Overvotes	0	
Undervotes	35155	

**CRT OF COM PLEAS JUV DIV FTC 1/2/2025 (DEM) (Vote for 1)**

**107555 ballots (97 over voted ballots, 97 overvotes, 16555 undervotes), 177451 registered voters, turnout 60.61%**

Alison Nelson Floyd	62999	69.30%
Joseph P. O'Malley	27904	30.70%
Total	90903	100.00%
Overvotes	97	
Undervotes	16555	

**CRT OF COM PLEAS JUV DIV FTC 1/3/2025 (DEM) (Vote for 1)**

**107555 ballots (0 over voted ballots, 0 overvotes, 37772 undervotes), 177451 registered voters, turnout 60.61%**

Thomas F. O'Malley	69783	100.00%
--------------------	-------	---------

MAR24PRI



Official Results  
Cuyahoga County, March 19, 2024 Presidential Primary  
All Precincts, All Districts, All Counter Groups, All ScanStations, All Contests, All Boxes  
967 precincts reported out of 967 total  
Total Ballots Cast: 185279, Registered Voters: 873571, Overall Turnout: 21.21%

Page: 6 of 55  
2024-04-09  
08:30:39

Choice	Votes	Vote %
Total	69783	100.00%
Overvotes	0	
Undervotes	37772	

**CUYAHOGA COUNTY PROSECUTING ATTORNEY (DEM) (Vote for 1)**

**107555 ballots (37 over voted ballots, 37 overvotes, 15487 undervotes), 177451 registered voters, turnout 60.61%**

Matthew Ahn	37428	40.67%
Michael C. O'Malley	54603	59.33%
Total	92031	100.00%
Overvotes	37	
Undervotes	15487	

**COUNTY COUNCIL DISTRICT 2 (DEM) (Vote for 1)**

**10131 ballots (0 over voted ballots, 0 overvotes, 2977 undervotes), 15285 registered voters, turnout 66.28%**

Dale Miller	7154	100.00%
Total	7154	100.00%
Overvotes	0	
Undervotes	2977	

**COUNTY COUNCIL DISTRICT 4 (DEM) (Vote for 1)**

**7807 ballots (4 over voted ballots, 4 overvotes, 886 undervotes), 11109 registered voters, turnout 70.28%**

Mark C. Casselberry	3920	56.67%
Colleen Corrigan Day	2997	43.33%
Total	6917	100.00%
Overvotes	4	
Undervotes	886	

**COUNTY COUNCIL DISTRICT 6 (DEM) (Vote for 1)**

**9683 ballots (0 over voted ballots, 0 overvotes, 3311 undervotes), 16470 registered voters, turnout 58.79%**

Robert E. Schleper Jr	6372	100.00%
Total	6372	100.00%
Overvotes	0	
Undervotes	3311	

**COUNTY COUNCIL DISTRICT 8 (DEM) (Vote for 1)**

**7012 ballots (2 over voted ballots, 2 overvotes, 816 undervotes), 12636 registered voters, turnout 55.49%**

Mike Dudley Sr	1092	17.63%
Pernel Jones Jr	5102	82.37%
Total	6194	100.00%
Overvotes	2	
Undervotes	816	

**COUNTY COUNCIL DISTRICT 10 (DEM) (Vote for 1)**

**13084 ballots (0 over voted ballots, 0 overvotes, 4580 undervotes), 23570 registered voters, turnout 55.51%**

Michael J. Houser	8504	100.00%
Total	8504	100.00%
Overvotes	0	
Undervotes	4580	

**DELEGATES-AT-LARGE AND ALTERNATES-AT-LARGE (REP) (Vote for 1)**

**68897 ballots (47 over voted ballots, 47 overvotes, 2331 undervotes), 78155 registered voters, turnout 88.15%**

Chris Christie	1629	2.45%
Ron DeSantis	2174	3.27%
Nikki R. Haley	14273	21.46%
Vivek Ramaswamy	785	1.18%
Donald J. Trump	47658	71.65%

Official Results  
Cuyahoga County, March 19, 2024 Presidential Primary  
All Precincts, All Districts, All Counter Groups, All ScanStations, All Contests, All Boxes  
967 precincts reported out of 967 total  
Total Ballots Cast: 185279, Registered Voters: 873571, Overall Turnout: 21.21%

Page: 7 of 55  
2024-04-09  
08:30:39

Choice	Votes	Vote %
Total	66519	100.00%
Overvotes	47	
Undervotes	2331	

**DISTRICT DELEGATES AND DISTRICT ALTERNATES DISTRICT 7 (REP) (Vote for 1)**

**46908 ballots (30 over voted ballots, 30 overvotes, 2199 undervotes), 52828 registered voters, turnout 88.79%**

Chris Christie	1135	2.54%
Ron DeSantis	2104	4.71%
Nikki R. Haley	8958	20.05%
Vivek Ramaswamy	991	2.22%
Donald J. Trump	31491	70.48%
Total	44679	100.00%
Overvotes	30	
Undervotes	2199	

**DISTRICT DELEGATES AND DISTRICT ALTERNATES DISTRICT 11 (REP) (Vote for 1)**

**21989 ballots (12 over voted ballots, 12 overvotes, 1080 undervotes), 25327 registered voters, turnout 86.82%**

Chris Christie	765	3.66%
Ron DeSantis	873	4.18%
Nikki R. Haley	5283	25.28%
Vivek Ramaswamy	464	2.22%
Donald J. Trump	13512	64.66%
Total	20897	100.00%
Overvotes	12	
Undervotes	1080	

**U.S. SENATOR (REP) (Vote for 1)**

**68897 ballots (8 over voted ballots, 8 overvotes, 2271 undervotes), 78155 registered voters, turnout 88.15%**

Matt Dolan	26664	40.03%
Frank LaRose	7427	11.15%
Bernie Moreno	32527	48.83%
Total	66618	100.00%
Overvotes	8	
Undervotes	2271	

**REPRESENTATIVE TO CONGRESS 7th DISTRICT (REP) (Vote for 1)**

**46908 ballots (0 over voted ballots, 0 overvotes, 15381 undervotes), 52828 registered voters, turnout 88.79%**

Max Miller	31527	100.00%
Total	31527	100.00%
Overvotes	0	
Undervotes	15381	

**REPRESENTATIVE TO CONGRESS 11th DISTRICT (REP) (Vote for 1)**

**21989 ballots (7 over voted ballots, 7 overvotes, 7223 undervotes), 25327 registered voters, turnout 86.82%**

James Hemphill	3350	22.70%
Alan Rapoport	8385	56.81%
Landry M. Simmons Jr	3024	20.49%
Total	14759	100.00%
Overvotes	7	
Undervotes	7223	

**JUSTICE OF THE SUPREME COURT FTC 1-1-2025 (REP) (Vote for 1)**

**68897 ballots (0 over voted ballots, 0 overvotes, 27483 undervotes), 78155 registered voters, turnout 88.15%**

Megan E. Shanahan	41414	100.00%
Total	41414	100.00%
Overvotes	0	
Undervotes	27483	

Official Results  
Cuyahoga County, March 19, 2024 Presidential Primary  
All Precincts, All Districts, All Counter Groups, All ScanStations, All Contests, All Boxes  
967 precincts reported out of 967 total  
Total Ballots Cast: 185279, Registered Voters: 873571, Overall Turnout: 21.21%

Page: 8 of 55  
2024-04-09  
08:30:39

Choice	Votes	Vote %
<b>JUSTICE OF THE SUPREME COURT FTC 1-2-2025 (REP) (Vote for 1)</b>		
<b>68897 ballots (0 over voted ballots, 0 overvotes, 29979 undervotes), 78155 registered voters, turnout 88.15%</b>		
Joseph T. Deters	38918	100.00%
Total	38918	100.00%
Overvotes	0	
Undervotes	29979	

<b>JUSTICE OF THE SUPREME COURT UTE 12-31-2026 (REP) (Vote for 1)</b>		
<b>68897 ballots (0 over voted ballots, 0 overvotes, 30790 undervotes), 78155 registered voters, turnout 88.15%</b>		
Daniel R. Hawkins	38107	100.00%
Total	38107	100.00%
Overvotes	0	
Undervotes	30790	

<b>STATE CENTRAL COM DIST 18 REP MAN (REP) (Vote for 1)</b>		
<b>13498 ballots (0 over voted ballots, 0 overvotes, 6882 undervotes), 15023 registered voters, turnout 89.85%</b>		
Dan Carter	6616	100.00%
Total	6616	100.00%
Overvotes	0	
Undervotes	6882	

<b>STATE CENTRAL COM DIST 18 REP WOMAN (REP) (Vote for 1)</b>		
<b>13498 ballots (0 over voted ballots, 0 overvotes, 6755 undervotes), 15023 registered voters, turnout 89.85%</b>		
Lucy M. Stickan	6743	100.00%
Total	6743	100.00%
Overvotes	0	
Undervotes	6755	

<b>STATE CENTRAL COM DISTRICT 21 REP MAN (REP) (Vote for 1)</b>		
<b>8798 ballots (1 over voted ballots, 1 overvotes, 3831 undervotes), 10320 registered voters, turnout 85.25%</b>		
Joe Miller	2875	57.89%
Bob Saffold	2091	42.11%
Total	4966	100.00%
Overvotes	1	
Undervotes	3831	

<b>STATE CENTRAL COM DIST 21 REP WOMAN (REP) (Vote for 1)</b>		
<b>8798 ballots (0 over voted ballots, 0 overvotes, 4699 undervotes), 10320 registered voters, turnout 85.25%</b>		
Carolee Upshur	4099	100.00%
Total	4099	100.00%
Overvotes	0	
Undervotes	4699	

<b>STATE CENTRAL COM DISTRICT 23 REP MAN (REP) (Vote for 1)</b>		
<b>15026 ballots (8 over voted ballots, 8 overvotes, 6644 undervotes), 17081 registered voters, turnout 87.97%</b>		
Brian Andrews	4484	53.55%
Charles W. Barrett	3890	46.45%
Total	8374	100.00%
Overvotes	8	
Undervotes	6644	

<b>STATE CENTRAL COM DIST 23 REP WOMAN (REP) (Vote for 1)</b>		
<b>15026 ballots (0 over voted ballots, 0 overvotes, 6435 undervotes), 17081 registered voters, turnout 87.97%</b>		
Nan A. Baker	8591	100.00%
Total	8591	100.00%
Overvotes	0	
Undervotes	6435	

Official Results  
Cuyahoga County, March 19, 2024 Presidential Primary  
All Precincts, All Districts, All Counter Groups, All ScanStations, All Contests, All Boxes  
967 precincts reported out of 967 total  
Total Ballots Cast: 185279, Registered Voters: 873571, Overall Turnout: 21.21%

Page: 9 of 55  
2024-04-09  
08:30:39

Choice	Votes	Vote %
<b>STATE CENTRAL COM DISTRICT 24 REP MAN (REP) (Vote for 1)</b>		
<b>31575 ballots (16 over voted ballots, 16 overvotes, 11131 undervotes), 35731 registered voters, turnout 88.37%</b>		
Shannon M. Burns	13791	67.51%
James Nixon	6637	32.49%
Total	20428	100.00%
Overvotes	16	
Undervotes	11131	

<b>STATE CENTRAL COM DIST 24 REP WOMAN (REP) (Vote for 1)</b>		
<b>31575 ballots (17 over voted ballots, 17 overvotes, 11711 undervotes), 35731 registered voters, turnout 88.37%</b>		
Melanie Mason	10120	50.99%
Doris Peters	9727	49.01%
Total	19847	100.00%
Overvotes	17	
Undervotes	11711	

<b>STATE SENATE 18TH DISTRICT (REP) (Vote for 1)</b>		
<b>13498 ballots (0 over voted ballots, 0 overvotes, 6196 undervotes), 15023 registered voters, turnout 89.85%</b>		
Jerry Cirino	7302	100.00%
Total	7302	100.00%
Overvotes	0	
Undervotes	6196	

<b>STATE SENATE 24TH DISTRICT (REP) (Vote for 1)</b>		
<b>31575 ballots (0 over voted ballots, 0 overvotes, 13224 undervotes), 35731 registered voters, turnout 88.37%</b>		
Thomas F. Patton	18351	100.00%
Total	18351	100.00%
Overvotes	0	
Undervotes	13224	

<b>STATE REP 13TH DISTRICT (REP) (Vote for 1)</b>		
<b>3252 ballots (0 over voted ballots, 0 overvotes, 1688 undervotes), 3750 registered voters, turnout 86.72%</b>		
Robert E. Dintaman	1564	100.00%
Total	1564	100.00%
Overvotes	0	
Undervotes	1688	

<b>STATE REP 14TH DISTRICT (REP) (Vote for 1)</b>		
<b>8107 ballots (0 over voted ballots, 0 overvotes, 3793 undervotes), 9355 registered voters, turnout 86.66%</b>		
David Morgan	4314	100.00%
Total	4314	100.00%
Overvotes	0	
Undervotes	3793	

<b>STATE REP 15TH DISTRICT (REP) (Vote for 1)</b>		
<b>8889 ballots (4 over voted ballots, 4 overvotes, 2906 undervotes), 10725 registered voters, turnout 82.88%</b>		
Aaron L. Borowski	3305	55.28%
Ryan McClain	2674	44.72%
Total	5979	100.00%
Overvotes	4	
Undervotes	2906	

<b>STATE REP 16TH DISTRICT (REP) (Vote for 1)</b>		
<b>10720 ballots (0 over voted ballots, 0 overvotes, 5125 undervotes), 12120 registered voters, turnout 88.45%</b>		
Daniel James Harrington	5595	100.00%
Total	5595	100.00%
Overvotes	0	
Undervotes	5125	

Official Results  
Cuyahoga County, March 19, 2024 Presidential Primary  
All Precincts, All Districts, All Counter Groups, All ScanStations, All Contests, All Boxes  
967 precincts reported out of 967 total  
Total Ballots Cast: 185279, Registered Voters: 873571, Overall Turnout: 21.21%

Page: 10 of 55  
2024-04-09  
08:30:39

Choice	Votes	Vote %
<b>STATE REP 17TH DISTRICT (REP) (Vote for 1)</b>		
<b>14579 ballots (2 over voted ballots, 2 overvotes, 2675 undervotes), 15651 registered voters, turnout 93.15%</b>		
Anthony Leon Alexander	530	4.45%
Mike Dovilla	5865	49.28%
Gordon Short	5507	46.27%
Total	11902	100.00%
Overvotes	2	
Undervotes	2675	
<b>STATE REP 18TH DISTRICT (REP) (Vote for 1)</b>		
<b>2374 ballots (0 over voted ballots, 0 overvotes, 2090 undervotes), 2843 registered voters, turnout 83.50%</b>		
Write-in	284	100.00%
Total	284	100.00%
Overvotes	0	
Undervotes	2090	
<b>STATE REP 19TH DISTRICT (REP) (Vote for 1)</b>		
<b>12265 ballots (0 over voted ballots, 0 overvotes, 6127 undervotes), 13670 registered voters, turnout 89.72%</b>		
Kenny Godnavec	6138	100.00%
Total	6138	100.00%
Overvotes	0	
Undervotes	6127	
<b>STATE REP 20TH DISTRICT (REP) (Vote for 1)</b>		
<b>1054 ballots (0 over voted ballots, 0 overvotes, 520 undervotes), 1211 registered voters, turnout 87.04%</b>		
Donna Walker-Brown	534	100.00%
Total	534	100.00%
Overvotes	0	
Undervotes	520	
<b>STATE REP 21ST DISTRICT (REP) (Vote for 1)</b>		
<b>4374 ballots (0 over voted ballots, 0 overvotes, 3839 undervotes), 5194 registered voters, turnout 84.21%</b>		
Write-in	535	100.00%
Total	535	100.00%
Overvotes	0	
Undervotes	3839	
<b>STATE REP 22ND DISTRICT (REP) (Vote for 1)</b>		
<b>2050 ballots (0 over voted ballots, 0 overvotes, 1809 undervotes), 2283 registered voters, turnout 89.79%</b>		
Write-in	241	100.00%
Total	241	100.00%
Overvotes	0	
Undervotes	1809	
<b>STATE REP 23RD DISTRICT (REP) (Vote for 1)</b>		
<b>1233 ballots (0 over voted ballots, 0 overvotes, 536 undervotes), 1353 registered voters, turnout 91.13%</b>		
Tony Hocevar	697	100.00%
Total	697	100.00%
Overvotes	0	
Undervotes	536	
<b>CRT OF COM PLEAS GEN DIV FTC 1/1/2025 (REP) (Vote for 1)</b>		
<b>68897 ballots (0 over voted ballots, 0 overvotes, 34783 undervotes), 78155 registered voters, turnout 88.15%</b>		
Antonio S. Nicholson	34114	100.00%
Total	34114	100.00%
Overvotes	0	
Undervotes	34783	

Official Results  
Cuyahoga County, March 19, 2024 Presidential Primary  
All Precincts, All Districts, All Counter Groups, All ScanStations, All Contests, All Boxes  
967 precincts reported out of 967 total  
Total Ballots Cast: 185279, Registered Voters: 873571, Overall Turnout: 21.21%

Page: 11 of 55  
2024-04-09  
08:30:39

Choice	Votes	Vote %
<b>CRT OF COM PLEAS GEN DIV FTC 1/8/2025 (REP) (Vote for 1)</b>		
<b>68710 ballots (0 over voted ballots, 0 overvotes, 32716 undervotes), 78155 registered voters, turnout 87.92%</b>		
Tim Hess	35994	100.00%
Total	35994	100.00%
Overvotes	0	
Undervotes	32716	

<b>CRT OF COM PLEAS GEN DIV FTC 1/10/2025 (REP) (Vote for 1)</b>		
<b>68581 ballots (0 over voted ballots, 0 overvotes, 35876 undervotes), 78155 registered voters, turnout 87.75%</b>		
Ami Imbrogno	32705	100.00%
Total	32705	100.00%
Overvotes	0	
Undervotes	35876	

<b>CRT OF COM PLEAS GEN DIV FTC 1/11/2025 (REP) (Vote for 1)</b>		
<b>68581 ballots (0 over voted ballots, 0 overvotes, 30672 undervotes), 78155 registered voters, turnout 87.75%</b>		
Joan Synenberg	37909	100.00%
Total	37909	100.00%
Overvotes	0	
Undervotes	30672	

<b>CRT OF COM PLEAS GEN DIV FTC 1/12/2025 (REP) (Vote for 1)</b>		
<b>68581 ballots (0 over voted ballots, 0 overvotes, 34958 undervotes), 78155 registered voters, turnout 87.75%</b>		
Jason Ralls	33623	100.00%
Total	33623	100.00%
Overvotes	0	
Undervotes	34958	

<b>CRT OF COM PLEAS GEN DIV UTE 12/31/2026 (REP) (Vote for 1)</b>		
<b>68581 ballots (0 over voted ballots, 0 overvotes, 33705 undervotes), 78155 registered voters, turnout 87.75%</b>		
Timothy W. Clary	34876	100.00%
Total	34876	100.00%
Overvotes	0	
Undervotes	33705	

<b>CUYAHOGA COUNTY PROSECUTING ATTORNEY (REP) (Vote for 1)</b>		
<b>68581 ballots (0 over voted ballots, 0 overvotes, 61275 undervotes), 78155 registered voters, turnout 87.75%</b>		
Write-in	7306	100.00%
Total	7306	100.00%
Overvotes	0	
Undervotes	61275	

<b>COUNTY COUNCIL DISTRICT 2 (REP) (Vote for 1)</b>		
<b>5287 ballots (0 over voted ballots, 0 overvotes, 4736 undervotes), 6010 registered voters, turnout 87.97%</b>		
Write-in	551	100.00%
Total	551	100.00%
Overvotes	0	
Undervotes	4736	

<b>COUNTY COUNCIL DISTRICT 4 (REP) (Vote for 1)</b>		
<b>9100 ballots (0 over voted ballots, 0 overvotes, 4471 undervotes), 10522 registered voters, turnout 86.49%</b>		
Danielle Downs	4629	100.00%
Total	4629	100.00%
Overvotes	0	
Undervotes	4471	



Official Results  
Cuyahoga County, March 19, 2024 Presidential Primary  
All Precincts, All Districts, All Counter Groups, All ScanStations, All Contests, All Boxes  
967 precincts reported out of 967 total  
Total Ballots Cast: 185279, Registered Voters: 873571, Overall Turnout: 21.21%

Page: 12 of 55  
2024-04-09  
08:30:39

Choice	Votes	Vote %
<b>COUNTY COUNCIL DISTRICT 6 (REP) (Vote for 1)</b>		
<b>12668 ballots (0 over voted ballots, 0 overvotes, 5726 undervotes), 14584 registered voters, turnout 86.86%</b>		
Jack H. Schron	6942	100.00%
Total	6942	100.00%
Overvotes	0	
Undervotes	5726	
<b>COUNTY COUNCIL DISTRICT 10 (REP) (Vote for 1)</b>		
<b>1994 ballots (0 over voted ballots, 0 overvotes, 1730 undervotes), 2488 registered voters, turnout 80.14%</b>		
Write-in	264	100.00%
Total	264	100.00%
Overvotes	0	
Undervotes	1730	
<b>REP COUNTY CENTRAL COM BAYV02A (REP) (Vote for 1)</b>		
<b>143 ballots (0 over voted ballots, 0 overvotes, 77 undervotes), 163 registered voters, turnout 87.73%</b>		
Lou Barbee	66	100.00%
Total	66	100.00%
Overvotes	0	
Undervotes	77	
<b>REP COUNTY CENTRAL COM BAYV02B (REP) (Vote for 1)</b>		
<b>113 ballots (0 over voted ballots, 0 overvotes, 39 undervotes), 116 registered voters, turnout 97.41%</b>		
Robert T. Bennett Jr	46	62.16%
Dave Funnell	28	37.84%
Total	74	100.00%
Overvotes	0	
Undervotes	39	
<b>REP COUNTY CENTRAL COM BAYV02C (REP) (Vote for 1)</b>		
<b>134 ballots (0 over voted ballots, 0 overvotes, 63 undervotes), 155 registered voters, turnout 86.45%</b>		
Mike Lieber	71	100.00%
Total	71	100.00%
Overvotes	0	
Undervotes	63	
<b>REP COUNTY CENTRAL COM BAYV04A (REP) (Vote for 1)</b>		
<b>175 ballots (0 over voted ballots, 0 overvotes, 111 undervotes), 194 registered voters, turnout 90.21%</b>		
Pat McAlea	64	100.00%
Total	64	100.00%
Overvotes	0	
Undervotes	111	
<b>REP COUNTY CENTRAL COM BAYV04B (REP) (Vote for 1)</b>		
<b>181 ballots (0 over voted ballots, 0 overvotes, 93 undervotes), 223 registered voters, turnout 81.17%</b>		
William Scott Kaase	88	100.00%
Total	88	100.00%
Overvotes	0	
Undervotes	93	
<b>REP COUNTY CENTRAL COM BAYV04C (REP) (Vote for 1)</b>		
<b>170 ballots (0 over voted ballots, 0 overvotes, 80 undervotes), 209 registered voters, turnout 81.34%</b>		
Ed Herman	90	100.00%
Total	90	100.00%
Overvotes	0	
Undervotes	80	

Official Results  
Cuyahoga County, March 19, 2024 Presidential Primary  
All Precincts, All Districts, All Counter Groups, All ScanStations, All Contests, All Boxes  
967 precincts reported out of 967 total  
Total Ballots Cast: 185279, Registered Voters: 873571, Overall Turnout: 21.21%

Page: 13 of 55  
2024-04-09  
08:30:39

Choice	Votes	Vote %
<b>REP COUNTY CENTRAL COM BCHWD00A (REP) (Vote for 1)</b>		
<b>69 ballots (0 over voted ballots, 0 overvotes, 29 undervotes), 92 registered voters, turnout 75.00%</b>		
Raizel R. Michelow	40	100.00%
Total	40	100.00%
Overvotes	0	
Undervotes	29	
<b>REP COUNTY CENTRAL COM BCHWD00B (REP) (Vote for 1)</b>		
<b>101 ballots (0 over voted ballots, 0 overvotes, 70 undervotes), 110 registered voters, turnout 91.82%</b>		
Sherrie Kantarovich	31	100.00%
Total	31	100.00%
Overvotes	0	
Undervotes	70	
<b>REP COUNTY CENTRAL COM BCHWD00C (REP) (Vote for 1)</b>		
<b>39 ballots (0 over voted ballots, 0 overvotes, 14 undervotes), 44 registered voters, turnout 88.64%</b>		
Marlene Klein	25	100.00%
Total	25	100.00%
Overvotes	0	
Undervotes	14	
<b>REP COUNTY CENTRAL COM BCHWD00E (REP) (Vote for 1)</b>		
<b>58 ballots (0 over voted ballots, 0 overvotes, 27 undervotes), 52 registered voters, turnout 111.54%</b>		
Mikhail Alterman	31	100.00%
Total	31	100.00%
Overvotes	0	
Undervotes	27	
<b>REP COUNTY CENTRAL COM BCHWD00F (REP) (Vote for 1)</b>		
<b>93 ballots (0 over voted ballots, 0 overvotes, 67 undervotes), 96 registered voters, turnout 96.88%</b>		
Oscar Castro	26	100.00%
Total	26	100.00%
Overvotes	0	
Undervotes	67	
<b>REP COUNTY CENTRAL COM BCHWD00G (REP) (Vote for 1)</b>		
<b>78 ballots (0 over voted ballots, 0 overvotes, 55 undervotes), 100 registered voters, turnout 78.00%</b>		
Kenneth S. Kabb	23	100.00%
Total	23	100.00%
Overvotes	0	
Undervotes	55	
<b>REP COUNTY CENTRAL COM BCHWD00H (REP) (Vote for 1)</b>		
<b>79 ballots (0 over voted ballots, 0 overvotes, 51 undervotes), 120 registered voters, turnout 65.83%</b>		
Howard P. Feuer	28	100.00%
Total	28	100.00%
Overvotes	0	
Undervotes	51	
<b>REP COUNTY CENTRAL COM BCHWD00I (REP) (Vote for 1)</b>		
<b>42 ballots (0 over voted ballots, 0 overvotes, 23 undervotes), 52 registered voters, turnout 80.77%</b>		
Barbara Amper	19	100.00%
Total	19	100.00%
Overvotes	0	
Undervotes	23	

Official Results  
Cuyahoga County, March 19, 2024 Presidential Primary  
All Precincts, All Districts, All Counter Groups, All ScanStations, All Contests, All Boxes  
967 precincts reported out of 967 total  
Total Ballots Cast: 185279, Registered Voters: 873571, Overall Turnout: 21.21%

Page: 14 of 55  
2024-04-09  
08:30:39

Choice	Votes	Vote %
<b>REP COUNTY CENTRAL COM BEDFD01B (REP) (Vote for 1)</b>		
<b>27 ballots (0 over voted ballots, 0 overvotes, 9 undervotes), 30 registered voters, turnout 90.00%</b>		
Denise M. Zingale	18	100.00%
Total	18	100.00%
Overvotes	0	
Undervotes	9	
<b>REP COUNTY CENTRAL COM BEDFD06A (REP) (Vote for 1)</b>		
<b>44 ballots (0 over voted ballots, 0 overvotes, 16 undervotes), 43 registered voters, turnout 102.33%</b>		
Ralph King	28	100.00%
Total	28	100.00%
Overvotes	0	
Undervotes	16	
<b>REP COUNTY CENTRAL COM BERE03A (REP) (Vote for 1)</b>		
<b>131 ballots (0 over voted ballots, 0 overvotes, 60 undervotes), 143 registered voters, turnout 91.61%</b>		
Mike Dovilla	71	100.00%
Total	71	100.00%
Overvotes	0	
Undervotes	60	
<b>REP COUNTY CENTRAL COM BRTNL00A (REP) (Vote for 1)</b>		
<b>179 ballots (0 over voted ballots, 0 overvotes, 79 undervotes), 195 registered voters, turnout 91.79%</b>		
William Bolton	100	100.00%
Total	100	100.00%
Overvotes	0	
Undervotes	79	
<b>REP COUNTY CENTRAL COM BRECK00A (REP) (Vote for 1)</b>		
<b>201 ballots (0 over voted ballots, 0 overvotes, 83 undervotes), 222 registered voters, turnout 90.54%</b>		
Janet Snow	118	100.00%
Total	118	100.00%
Overvotes	0	
Undervotes	83	
<b>REP COUNTY CENTRAL COM BRECK00B (REP) (Vote for 1)</b>		
<b>227 ballots (0 over voted ballots, 0 overvotes, 112 undervotes), 237 registered voters, turnout 95.78%</b>		
Eric Schirch	115	100.00%
Total	115	100.00%
Overvotes	0	
Undervotes	112	
<b>REP COUNTY CENTRAL COM BRECK00C (REP) (Vote for 1)</b>		
<b>194 ballots (0 over voted ballots, 0 overvotes, 91 undervotes), 243 registered voters, turnout 79.84%</b>		
Jeffrey Mihalich	103	100.00%
Total	103	100.00%
Overvotes	0	
Undervotes	91	
<b>REP COUNTY CENTRAL COM BRECK00D (REP) (Vote for 1)</b>		
<b>199 ballots (0 over voted ballots, 0 overvotes, 85 undervotes), 240 registered voters, turnout 82.92%</b>		
Terri Shawhan	114	100.00%
Total	114	100.00%
Overvotes	0	
Undervotes	85	

Official Results  
Cuyahoga County, March 19, 2024 Presidential Primary  
All Precincts, All Districts, All Counter Groups, All ScanStations, All Contests, All Boxes  
967 precincts reported out of 967 total  
Total Ballots Cast: 185279, Registered Voters: 873571, Overall Turnout: 21.21%

Page: 15 of 55  
2024-04-09  
08:30:39

Choice	Votes	Vote %
<b>REP COUNTY CENTRAL COM BRECK00E (REP) (Vote for 1)</b>		
<b>192 ballots (0 over voted ballots, 0 overvotes, 63 undervotes), 221 registered voters, turnout 86.88%</b>		
Daryl Kingston	129	100.00%
Total	129	100.00%
Overvotes	0	
Undervotes	63	
<b>REP COUNTY CENTRAL COM BRECK00F (REP) (Vote for 1)</b>		
<b>179 ballots (0 over voted ballots, 0 overvotes, 82 undervotes), 209 registered voters, turnout 85.65%</b>		
Stephen Sweetnich	97	100.00%
Total	97	100.00%
Overvotes	0	
Undervotes	82	
<b>REP COUNTY CENTRAL COM BRECK00G (REP) (Vote for 1)</b>		
<b>212 ballots (0 over voted ballots, 0 overvotes, 102 undervotes), 268 registered voters, turnout 79.10%</b>		
Adam Rutkowski	110	100.00%
Total	110	100.00%
Overvotes	0	
Undervotes	102	
<b>REP COUNTY CENTRAL COM BRECK00H (REP) (Vote for 1)</b>		
<b>172 ballots (0 over voted ballots, 0 overvotes, 60 undervotes), 242 registered voters, turnout 71.07%</b>		
Kim Veras	112	100.00%
Total	112	100.00%
Overvotes	0	
Undervotes	60	
<b>REP COUNTY CENTRAL COM BRECK00I (REP) (Vote for 1)</b>		
<b>210 ballots (0 over voted ballots, 0 overvotes, 97 undervotes), 261 registered voters, turnout 80.46%</b>		
Dominic Sciria	113	100.00%
Total	113	100.00%
Overvotes	0	
Undervotes	97	
<b>REP COUNTY CENTRAL COM BRECK00J (REP) (Vote for 1)</b>		
<b>170 ballots (0 over voted ballots, 0 overvotes, 69 undervotes), 195 registered voters, turnout 87.18%</b>		
Todd Romance	101	100.00%
Total	101	100.00%
Overvotes	0	
Undervotes	69	
<b>REP COUNTY CENTRAL COM BRHT01A (REP) (Vote for 1)</b>		
<b>191 ballots (0 over voted ballots, 0 overvotes, 104 undervotes), 227 registered voters, turnout 84.14%</b>		
Don S. Sopka	87	100.00%
Total	87	100.00%
Overvotes	0	
Undervotes	104	
<b>REP COUNTY CENTRAL COM BRHT01B (REP) (Vote for 1)</b>		
<b>157 ballots (0 over voted ballots, 0 overvotes, 71 undervotes), 197 registered voters, turnout 79.70%</b>		
Jeff Sindelar	86	100.00%
Total	86	100.00%
Overvotes	0	
Undervotes	71	

Official Results  
Cuyahoga County, March 19, 2024 Presidential Primary  
All Precincts, All Districts, All Counter Groups, All ScanStations, All Contests, All Boxes  
967 precincts reported out of 967 total  
Total Ballots Cast: 185279, Registered Voters: 873571, Overall Turnout: 21.21%

Page: 16 of 55  
2024-04-09  
08:30:39

Choice	Votes	Vote %
<b>REP COUNTY CENTRAL COM BRHT02A (REP) (Vote for 1)</b>		
<b>178 ballots (0 over voted ballots, 0 overvotes, 89 undervotes), 217 registered voters, turnout 82.03%</b>		
Marilyn J. Costello	89	100.00%
Total	89	100.00%
Overvotes	0	
Undervotes	89	

<b>REP COUNTY CENTRAL COM BRHT02C (REP) (Vote for 1)</b>		
<b>188 ballots (0 over voted ballots, 0 overvotes, 110 undervotes), 224 registered voters, turnout 83.93%</b>		
David C. Tryon	78	100.00%
Total	78	100.00%
Overvotes	0	
Undervotes	110	

<b>REP COUNTY CENTRAL COM BRHT02D (REP) (Vote for 1)</b>		
<b>166 ballots (0 over voted ballots, 0 overvotes, 85 undervotes), 212 registered voters, turnout 78.30%</b>		
Robert M. Kilo	81	100.00%
Total	81	100.00%
Overvotes	0	
Undervotes	85	

<b>REP COUNTY CENTRAL COM BRHT03B (REP) (Vote for 1)</b>		
<b>112 ballots (0 over voted ballots, 0 overvotes, 58 undervotes), 134 registered voters, turnout 83.58%</b>		
Lynda Konet	54	100.00%
Total	54	100.00%
Overvotes	0	
Undervotes	58	

<b>REP COUNTY CENTRAL COM BRHT04C (REP) (Vote for 1)</b>		
<b>148 ballots (0 over voted ballots, 0 overvotes, 74 undervotes), 192 registered voters, turnout 77.08%</b>		
Shay Hawkins	74	100.00%
Total	74	100.00%
Overvotes	0	
Undervotes	74	

<b>REP COUNTY CENTRAL COM BRPK01A (REP) (Vote for 1)</b>		
<b>79 ballots (0 over voted ballots, 0 overvotes, 41 undervotes), 93 registered voters, turnout 84.95%</b>		
Thomas J. Coyne Jr	38	100.00%
Total	38	100.00%
Overvotes	0	
Undervotes	41	

<b>REP COUNTY CENTRAL COM BRPK01B (REP) (Vote for 1)</b>		
<b>129 ballots (0 over voted ballots, 0 overvotes, 70 undervotes), 132 registered voters, turnout 97.73%</b>		
Tracy L. Udrija-Peters	59	100.00%
Total	59	100.00%
Overvotes	0	
Undervotes	70	

<b>REP COUNTY CENTRAL COM BRPK02B (REP) (Vote for 1)</b>		
<b>108 ballots (0 over voted ballots, 0 overvotes, 40 undervotes), 123 registered voters, turnout 87.80%</b>		
Matthew Priefer	68	100.00%
Total	68	100.00%
Overvotes	0	
Undervotes	40	

Official Results  
Cuyahoga County, March 19, 2024 Presidential Primary  
All Precincts, All Districts, All Counter Groups, All ScanStations, All Contests, All Boxes  
967 precincts reported out of 967 total  
Total Ballots Cast: 185279, Registered Voters: 873571, Overall Turnout: 21.21%

Page: 17 of 55  
2024-04-09  
08:30:39

Choice	Votes	Vote %
<b>REP COUNTY CENTRAL COM BRPK03A (REP) (Vote for 1)</b>		
<b>98 ballots (0 over voted ballots, 0 overvotes, 49 undervotes), 95 registered voters, turnout 103.16%</b>		
Richard A. Perry Jr	49	100.00%
Total	49	100.00%
Overvotes	0	
Undervotes	49	
<b>REP COUNTY CENTRAL COM BRPK04C (REP) (Vote for 1)</b>		
<b>108 ballots (0 over voted ballots, 0 overvotes, 58 undervotes), 116 registered voters, turnout 93.10%</b>		
David Morris	50	100.00%
Total	50	100.00%
Overvotes	0	
Undervotes	58	
<b>REP COUNTY CENTRAL COM BRKV00A (REP) (Vote for 1)</b>		
<b>36 ballots (0 over voted ballots, 0 overvotes, 13 undervotes), 42 registered voters, turnout 85.71%</b>		
Cindy Woide	23	100.00%
Total	23	100.00%
Overvotes	0	
Undervotes	13	
<b>REP COUNTY CENTRAL COM BRKV00B (REP) (Vote for 1)</b>		
<b>151 ballots (0 over voted ballots, 0 overvotes, 78 undervotes), 132 registered voters, turnout 114.39%</b>		
James F. Brown	73	100.00%
Total	73	100.00%
Overvotes	0	
Undervotes	78	
<b>REP COUNTY CENTRAL COM BRKV00C (REP) (Vote for 1)</b>		
<b>119 ballots (0 over voted ballots, 0 overvotes, 55 undervotes), 112 registered voters, turnout 106.25%</b>		
Rocky Neale	64	100.00%
Total	64	100.00%
Overvotes	0	
Undervotes	55	
<b>REP COUNTY CENTRAL COM BRKV00D (REP) (Vote for 1)</b>		
<b>106 ballots (0 over voted ballots, 0 overvotes, 42 undervotes), 115 registered voters, turnout 92.17%</b>		
Aaron Louis Borowski	64	100.00%
Total	64	100.00%
Overvotes	0	
Undervotes	42	
<b>REP COUNTY CENTRAL COM BRKV00E (REP) (Vote for 1)</b>		
<b>86 ballots (0 over voted ballots, 0 overvotes, 37 undervotes), 95 registered voters, turnout 90.53%</b>		
Steven J. Herbik	49	100.00%
Total	49	100.00%
Overvotes	0	
Undervotes	37	
<b>REP COUNTY CENTRAL COM BRKV00H (REP) (Vote for 1)</b>		
<b>108 ballots (0 over voted ballots, 0 overvotes, 52 undervotes), 77 registered voters, turnout 140.26%</b>		
Richard J. Cynqier	56	100.00%
Total	56	100.00%
Overvotes	0	
Undervotes	52	



Official Results  
Cuyahoga County, March 19, 2024 Presidential Primary  
All Precincts, All Districts, All Counter Groups, All ScanStations, All Contests, All Boxes  
967 precincts reported out of 967 total  
Total Ballots Cast: 185279, Registered Voters: 873571, Overall Turnout: 21.21%

Page: 18 of 55  
2024-04-09  
08:30:39

Choice	Votes	Vote %
<b>REP COUNTY CENTRAL COM CHFL00A (REP) (Vote for 1)</b>		
<b>14 ballots (0 over voted ballots, 0 overvotes, 1 undervotes), 23 registered voters, turnout 60.87%</b>		
John Finley	13	100.00%
Total	13	100.00%
Overvotes	0	
Undervotes	1	

<b>REP COUNTY CENTRAL COM CFV00A (REP) (Vote for 1)</b>		
<b>192 ballots (0 over voted ballots, 0 overvotes, 88 undervotes), 228 registered voters, turnout 84.21%</b>		
Pamela N. Wurster	104	100.00%
Total	104	100.00%
Overvotes	0	
Undervotes	88	

<b>REP COUNTY CENTRAL COM CFV00B (REP) (Vote for 1)</b>		
<b>170 ballots (0 over voted ballots, 0 overvotes, 63 undervotes), 200 registered voters, turnout 85.00%</b>		
Sally D. Florkiewicz	107	100.00%
Total	107	100.00%
Overvotes	0	
Undervotes	63	

<b>REP COUNTY CENTRAL COM CFV00C (REP) (Vote for 1)</b>		
<b>134 ballots (0 over voted ballots, 0 overvotes, 66 undervotes), 142 registered voters, turnout 94.37%</b>		
Mary Ann Quinn Ponce	68	100.00%
Total	68	100.00%
Overvotes	0	
Undervotes	66	

<b>REP COUNTY CENTRAL COM CLHT01A (REP) (Vote for 1)</b>		
<b>26 ballots (0 over voted ballots, 0 overvotes, 14 undervotes), 39 registered voters, turnout 66.67%</b>		
William C. Laufer	12	100.00%
Total	12	100.00%
Overvotes	0	
Undervotes	14	

<b>REP COUNTY CENTRAL COM CLHT01B (REP) (Vote for 1)</b>		
<b>26 ballots (0 over voted ballots, 0 overvotes, 12 undervotes), 29 registered voters, turnout 89.66%</b>		
Carolee Upshur	14	100.00%
Total	14	100.00%
Overvotes	0	
Undervotes	12	

<b>REP COUNTY CENTRAL COM CLHT01E (REP) (Vote for 1)</b>		
<b>67 ballots (0 over voted ballots, 0 overvotes, 38 undervotes), 92 registered voters, turnout 72.83%</b>		
Dustin D. Russell	29	100.00%
Total	29	100.00%
Overvotes	0	
Undervotes	38	

<b>REP COUNTY CENTRAL COM CLHT02C (REP) (Vote for 1)</b>		
<b>66 ballots (0 over voted ballots, 0 overvotes, 29 undervotes), 80 registered voters, turnout 82.50%</b>		
Joe Miller	37	100.00%
Total	37	100.00%
Overvotes	0	
Undervotes	29	

Official Results  
Cuyahoga County, March 19, 2024 Presidential Primary  
All Precincts, All Districts, All Counter Groups, All ScanStations, All Contests, All Boxes  
967 precincts reported out of 967 total  
Total Ballots Cast: 185279, Registered Voters: 873571, Overall Turnout: 21.21%

Page: 19 of 55  
2024-04-09  
08:30:39

Choice	Votes	Vote %
<b>REP COUNTY CENTRAL COM CLHT02E (REP) (Vote for 1)</b>		
<b>65 ballots (0 over voted ballots, 0 overvotes, 20 undervotes), 94 registered voters, turnout 69.15%</b>		
Maureen Lynn	45	100.00%
Total	45	100.00%
Overvotes	0	
Undervotes	20	

<b>REP COUNTY CENTRAL COM CLHT02F (REP) (Vote for 1)</b>		
<b>32 ballots (0 over voted ballots, 0 overvotes, 18 undervotes), 44 registered voters, turnout 72.73%</b>		
Bonnie Dolezal	14	100.00%
Total	14	100.00%
Overvotes	0	
Undervotes	18	

<b>REP COUNTY CENTRAL COM CLHT03E (REP) (Vote for 1)</b>		
<b>29 ballots (0 over voted ballots, 0 overvotes, 16 undervotes), 40 registered voters, turnout 72.50%</b>		
Ellen Thompson	13	100.00%
Total	13	100.00%
Overvotes	0	
Undervotes	16	

<b>REP COUNTY CENTRAL COM CLHT04A (REP) (Vote for 1)</b>		
<b>28 ballots (0 over voted ballots, 0 overvotes, 11 undervotes), 40 registered voters, turnout 70.00%</b>		
Patricia G. Watson	17	100.00%
Total	17	100.00%
Overvotes	0	
Undervotes	11	

<b>REP COUNTY CENTRAL COM CLHT04D (REP) (Vote for 1)</b>		
<b>31 ballots (0 over voted ballots, 0 overvotes, 20 undervotes), 31 registered voters, turnout 100.00%</b>		
James Hemphill	11	100.00%
Total	11	100.00%
Overvotes	0	
Undervotes	20	

<b>REP COUNTY CENTRAL COM CLHT04E (REP) (Vote for 1)</b>		
<b>16 ballots (0 over voted ballots, 0 overvotes, 11 undervotes), 23 registered voters, turnout 69.57%</b>		
Alan Rapoport	5	100.00%
Total	5	100.00%
Overvotes	0	
Undervotes	11	

<b>REP COUNTY CENTRAL COM CLHT04F (REP) (Vote for 1)</b>		
<b>29 ballots (0 over voted ballots, 0 overvotes, 15 undervotes), 38 registered voters, turnout 76.32%</b>		
William E. Frank	14	100.00%
Total	14	100.00%
Overvotes	0	
Undervotes	15	

<b>REP COUNTY CENTRAL COM CLHT04G (REP) (Vote for 1)</b>		
<b>26 ballots (0 over voted ballots, 0 overvotes, 15 undervotes), 45 registered voters, turnout 57.78%</b>		
Joseph E. Barmann	11	100.00%
Total	11	100.00%
Overvotes	0	
Undervotes	15	

Official Results  
Cuyahoga County, March 19, 2024 Presidential Primary  
All Precincts, All Districts, All Counter Groups, All ScanStations, All Contests, All Boxes  
967 precincts reported out of 967 total  
Total Ballots Cast: 185279, Registered Voters: 873571, Overall Turnout: 21.21%

Page: 20 of 55  
2024-04-09  
08:30:39

Choice	Votes	Vote %
<b>REP COUNTY CENTRAL COM CLHT05D (REP) (Vote for 1)</b>		
<b>4 ballots (0 over voted ballots, 0 overvotes, 0 undervotes), 8 registered voters, turnout 50.00%</b>		
Nicole Wells	4	100.00%
Total	4	100.00%
Overvotes	0	
Undervotes	0	
<b>REP COUNTY CENTRAL COM CLEVE01K (REP) (Vote for 1)</b>		
<b>1 ballots (0 over voted ballots, 0 overvotes, 0 undervotes), 4 registered voters, turnout 25.00%</b>		
Eric J. Brewer	1	100.00%
Total	1	100.00%
Overvotes	0	
Undervotes	0	
<b>REP COUNTY CENTRAL COM CLEVE01N (REP) (Vote for 1)</b>		
<b>7 ballots (0 over voted ballots, 0 overvotes, 4 undervotes), 11 registered voters, turnout 63.64%</b>		
Jeevon James Harris	3	100.00%
Total	3	100.00%
Overvotes	0	
Undervotes	4	
<b>REP COUNTY CENTRAL COM CLEVE03B (REP) (Vote for 1)</b>		
<b>21 ballots (0 over voted ballots, 0 overvotes, 14 undervotes), 28 registered voters, turnout 75.00%</b>		
Katalin Paroska	7	100.00%
Total	7	100.00%
Overvotes	0	
Undervotes	14	
<b>REP COUNTY CENTRAL COM CLEVE03G (REP) (Vote for 1)</b>		
<b>25 ballots (0 over voted ballots, 0 overvotes, 13 undervotes), 24 registered voters, turnout 104.17%</b>		
Craig Gates	12	100.00%
Total	12	100.00%
Overvotes	0	
Undervotes	13	
<b>REP COUNTY CENTRAL COM CLEVE03L (REP) (Vote for 1)</b>		
<b>56 ballots (0 over voted ballots, 0 overvotes, 25 undervotes), 61 registered voters, turnout 91.80%</b>		
Norbert B. Carson	31	100.00%
Total	31	100.00%
Overvotes	0	
Undervotes	25	
<b>REP COUNTY CENTRAL COM CLEVE03O (REP) (Vote for 1)</b>		
<b>37 ballots (0 over voted ballots, 0 overvotes, 18 undervotes), 38 registered voters, turnout 97.37%</b>		
Jonathan E. Petrea	19	100.00%
Total	19	100.00%
Overvotes	0	
Undervotes	18	
<b>REP COUNTY CENTRAL COM CLEVE04D (REP) (Vote for 1)</b>		
<b>1 ballots (0 over voted ballots, 0 overvotes, 0 undervotes), 1 registered voters, turnout 100.00%</b>		
Fannie Turner Williams	1	100.00%
Total	1	100.00%
Overvotes	0	
Undervotes	0	

Official Results  
Cuyahoga County, March 19, 2024 Presidential Primary  
All Precincts, All Districts, All Counter Groups, All ScanStations, All Contests, All Boxes  
967 precincts reported out of 967 total  
Total Ballots Cast: 185279, Registered Voters: 873571, Overall Turnout: 21.21%

Page: 21 of 55  
2024-04-09  
08:30:39

Choice	Votes	Vote %
<b>REP COUNTY CENTRAL COM CLEVE04H (REP) (Vote for 1)</b>		
<b>2 ballots (0 over voted ballots, 0 overvotes, 1 undervotes), 4 registered voters, turnout 50.00%</b>		

Milan Wesley	1	100.00%
Total	1	100.00%
Overvotes	0	
Undervotes	1	

<b>REP COUNTY CENTRAL COM CLEVE04K (REP) (Vote for 1)</b>		
<b>4 ballots (0 over voted ballots, 0 overvotes, 1 undervotes), 1 registered voters, turnout 400.00%</b>		

Roz McAllister	3	100.00%
Total	3	100.00%
Overvotes	0	
Undervotes	1	

<b>REP COUNTY CENTRAL COM CLEVE06G (REP) (Vote for 1)</b>		
<b>7 ballots (0 over voted ballots, 0 overvotes, 2 undervotes), 15 registered voters, turnout 46.67%</b>		

John A. Boyd	5	100.00%
Total	5	100.00%
Overvotes	0	
Undervotes	2	

<b>REP COUNTY CENTRAL COM CLEVE06H (REP) (Vote for 1)</b>		
<b>4 ballots (0 over voted ballots, 0 overvotes, 1 undervotes), 3 registered voters, turnout 133.33%</b>		

Zachary C. Lewis	3	100.00%
Total	3	100.00%
Overvotes	0	
Undervotes	1	

<b>REP COUNTY CENTRAL COM CLEVE06L (REP) (Vote for 1)</b>		
<b>11 ballots (0 over voted ballots, 0 overvotes, 7 undervotes), 13 registered voters, turnout 84.62%</b>		

Shalira Taylor	4	100.00%
Total	4	100.00%
Overvotes	0	
Undervotes	7	

<b>REP COUNTY CENTRAL COM CLEVE06Q (REP) (Vote for 1)</b>		
<b>5 ballots (0 over voted ballots, 0 overvotes, 3 undervotes), 12 registered voters, turnout 41.67%</b>		

Ralph Satterwhite	2	100.00%
Total	2	100.00%
Overvotes	0	
Undervotes	3	

<b>REP COUNTY CENTRAL COM CLEVE07A (REP) (Vote for 1)</b>		
<b>14 ballots (0 over voted ballots, 0 overvotes, 5 undervotes), 19 registered voters, turnout 73.68%</b>		

Curtis Redding	9	100.00%
Total	9	100.00%
Overvotes	0	
Undervotes	5	

<b>REP COUNTY CENTRAL COM CLEVE08A (REP) (Vote for 1)</b>		
<b>64 ballots (0 over voted ballots, 0 overvotes, 36 undervotes), 65 registered voters, turnout 98.46%</b>		

Nicole M. Johnson	28	100.00%
Total	28	100.00%
Overvotes	0	
Undervotes	36	

Official Results  
Cuyahoga County, March 19, 2024 Presidential Primary  
All Precincts, All Districts, All Counter Groups, All ScanStations, All Contests, All Boxes  
967 precincts reported out of 967 total  
Total Ballots Cast: 185279, Registered Voters: 873571, Overall Turnout: 21.21%

Page: 22 of 55  
2024-04-09  
08:30:39

Choice	Votes	Vote %
<b>REP COUNTY CENTRAL COM CLEVE08D (REP) (Vote for 1)</b>		
<b>9 ballots (0 over voted ballots, 0 overvotes, 2 undervotes), 10 registered voters, turnout 90.00%</b>		
Raymond E. Manak	7	100.00%
Total	7	100.00%
Overvotes	0	
Undervotes	2	
<b>REP COUNTY CENTRAL COM CLEVE08I (REP) (Vote for 1)</b>		
<b>6 ballots (0 over voted ballots, 0 overvotes, 1 undervotes), 8 registered voters, turnout 75.00%</b>		
Andrew Kaiser	5	100.00%
Total	5	100.00%
Overvotes	0	
Undervotes	1	
<b>REP COUNTY CENTRAL COM CLEVE08K (REP) (Vote for 1)</b>		
<b>5 ballots (0 over voted ballots, 0 overvotes, 1 undervotes), 8 registered voters, turnout 62.50%</b>		
Leonard Trefny	4	100.00%
Total	4	100.00%
Overvotes	0	
Undervotes	1	
<b>REP COUNTY CENTRAL COM CLEVE09J (REP) (Vote for 1)</b>		
<b>2 ballots (0 over voted ballots, 0 overvotes, 1 undervotes), 4 registered voters, turnout 50.00%</b>		
Arianne Morrow	1	100.00%
Total	1	100.00%
Overvotes	0	
Undervotes	1	
<b>REP COUNTY CENTRAL COM CLEVE09O (REP) (Vote for 1)</b>		
<b>2 ballots (0 over voted ballots, 0 overvotes, 2 undervotes), 4 registered voters, turnout 50.00%</b>		
Frances Howard	0	0.00%
Total	0	0.00%
Overvotes	0	
Undervotes	2	
<b>REP COUNTY CENTRAL COM CLEVE09S (REP) (Vote for 1)</b>		
<b>4 ballots (0 over voted ballots, 0 overvotes, 1 undervotes), 6 registered voters, turnout 66.67%</b>		
Stacey E. Polk	3	100.00%
Total	3	100.00%
Overvotes	0	
Undervotes	1	
<b>REP COUNTY CENTRAL COM CLEVE10K (REP) (Vote for 1)</b>		
<b>4 ballots (0 over voted ballots, 0 overvotes, 1 undervotes), 5 registered voters, turnout 80.00%</b>		
Donna Walker-Brown	3	100.00%
Total	3	100.00%
Overvotes	0	
Undervotes	1	
<b>REP COUNTY CENTRAL COM CLEVE11A (REP) (Vote for 1)</b>		
<b>3 ballots (0 over voted ballots, 0 overvotes, 2 undervotes), 8 registered voters, turnout 37.50%</b>		
Gilder E. Malone	1	100.00%
Total	1	100.00%
Overvotes	0	
Undervotes	2	

Official Results  
Cuyahoga County, March 19, 2024 Presidential Primary  
All Precincts, All Districts, All Counter Groups, All ScanStations, All Contests, All Boxes  
967 precincts reported out of 967 total  
Total Ballots Cast: 185279, Registered Voters: 873571, Overall Turnout: 21.21%

Page: 23 of 55  
2024-04-09  
08:30:39

Choice	Votes	Vote %
<b>REP COUNTY CENTRAL COM CLEVE11B (REP) (Vote for 1)</b>		
<b>13 ballots (0 over voted ballots, 0 overvotes, 7 undervotes), 18 registered voters, turnout 72.22%</b>		
Landry M. Simmons Jr	6	100.00%
Total	6	100.00%
Overvotes	0	
Undervotes	7	
<b>REP COUNTY CENTRAL COM CLEVE11F (REP) (Vote for 1)</b>		
<b>34 ballots (0 over voted ballots, 0 overvotes, 19 undervotes), 37 registered voters, turnout 91.89%</b>		
Mary Ellen Duerr	15	100.00%
Total	15	100.00%
Overvotes	0	
Undervotes	19	
<b>REP COUNTY CENTRAL COM CLEVE11K (REP) (Vote for 1)</b>		
<b>19 ballots (0 over voted ballots, 0 overvotes, 10 undervotes), 22 registered voters, turnout 86.36%</b>		
Hanna Gereby	9	100.00%
Total	9	100.00%
Overvotes	0	
Undervotes	10	
<b>REP COUNTY CENTRAL COM CLEVE12L (REP) (Vote for 1)</b>		
<b>35 ballots (0 over voted ballots, 0 overvotes, 18 undervotes), 39 registered voters, turnout 89.74%</b>		
James Scott Schaffer	17	100.00%
Total	17	100.00%
Overvotes	0	
Undervotes	18	
<b>REP COUNTY CENTRAL COM CLEVE12P (REP) (Vote for 1)</b>		
<b>72 ballots (0 over voted ballots, 0 overvotes, 33 undervotes), 88 registered voters, turnout 81.82%</b>		
Dale R. Giesige	39	100.00%
Total	39	100.00%
Overvotes	0	
Undervotes	33	
<b>REP COUNTY CENTRAL COM CLEVE13A (REP) (Vote for 1)</b>		
<b>83 ballots (0 over voted ballots, 0 overvotes, 30 undervotes), 93 registered voters, turnout 89.25%</b>		
Greg Margevicius	53	100.00%
Total	53	100.00%
Overvotes	0	
Undervotes	30	
<b>REP COUNTY CENTRAL COM CLEVE13G (REP) (Vote for 1)</b>		
<b>56 ballots (0 over voted ballots, 0 overvotes, 24 undervotes), 64 registered voters, turnout 87.50%</b>		
Kevin Bojarski	32	100.00%
Total	32	100.00%
Overvotes	0	
Undervotes	24	
<b>REP COUNTY CENTRAL COM CLEVE13J (REP) (Vote for 1)</b>		
<b>70 ballots (0 over voted ballots, 0 overvotes, 43 undervotes), 70 registered voters, turnout 100.00%</b>		
Anna E. Melendez	27	100.00%
Total	27	100.00%
Overvotes	0	
Undervotes	43	

Official Results  
Cuyahoga County, March 19, 2024 Presidential Primary  
All Precincts, All Districts, All Counter Groups, All ScanStations, All Contests, All Boxes  
967 precincts reported out of 967 total  
Total Ballots Cast: 185279, Registered Voters: 873571, Overall Turnout: 21.21%

Page: 24 of 55  
2024-04-09  
08:30:39

Choice	Votes	Vote %
<b>REP COUNTY CENTRAL COM CLEVE13K (REP) (Vote for 1)</b>		
<b>71 ballots (0 over voted ballots, 0 overvotes, 41 undervotes), 65 registered voters, turnout 109.23%</b>		
Elizabeth A. Hackerd	30	100.00%
Total	30	100.00%
Overvotes	0	
Undervotes	41	
<b>REP COUNTY CENTRAL COM CLEVE13O (REP) (Vote for 1)</b>		
<b>79 ballots (0 over voted ballots, 0 overvotes, 25 undervotes), 97 registered voters, turnout 81.44%</b>		
Anthony N. Kaloger	54	100.00%
Total	54	100.00%
Overvotes	0	
Undervotes	25	
<b>REP COUNTY CENTRAL COM CLEVE13P (REP) (Vote for 1)</b>		
<b>75 ballots (0 over voted ballots, 0 overvotes, 45 undervotes), 83 registered voters, turnout 90.36%</b>		
Gene S. Kelly Sr	30	100.00%
Total	30	100.00%
Overvotes	0	
Undervotes	45	
<b>REP COUNTY CENTRAL COM CLEVE14J (REP) (Vote for 1)</b>		
<b>19 ballots (0 over voted ballots, 0 overvotes, 8 undervotes), 28 registered voters, turnout 67.86%</b>		
Elayne Monastra	11	100.00%
Total	11	100.00%
Overvotes	0	
Undervotes	8	
<b>REP COUNTY CENTRAL COM CLEVE15A (REP) (Vote for 1)</b>		
<b>45 ballots (0 over voted ballots, 0 overvotes, 25 undervotes), 50 registered voters, turnout 90.00%</b>		
Michael Flickinger	20	100.00%
Total	20	100.00%
Overvotes	0	
Undervotes	25	
<b>REP COUNTY CENTRAL COM CLEVE15C (REP) (Vote for 1)</b>		
<b>33 ballots (0 over voted ballots, 0 overvotes, 18 undervotes), 43 registered voters, turnout 76.74%</b>		
Kimberly A. Bartlett	15	100.00%
Total	15	100.00%
Overvotes	0	
Undervotes	18	
<b>REP COUNTY CENTRAL COM CLEVE15L (REP) (Vote for 1)</b>		
<b>10 ballots (0 over voted ballots, 0 overvotes, 4 undervotes), 12 registered voters, turnout 83.33%</b>		
Lori Hall	6	100.00%
Total	6	100.00%
Overvotes	0	
Undervotes	4	
<b>REP COUNTY CENTRAL COM CLEVE15P (REP) (Vote for 1)</b>		
<b>15 ballots (0 over voted ballots, 0 overvotes, 11 undervotes), 18 registered voters, turnout 83.33%</b>		
Steven Seward	4	100.00%
Total	4	100.00%
Overvotes	0	
Undervotes	11	



Official Results  
Cuyahoga County, March 19, 2024 Presidential Primary  
All Precincts, All Districts, All Counter Groups, All ScanStations, All Contests, All Boxes  
967 precincts reported out of 967 total  
Total Ballots Cast: 185279, Registered Voters: 873571, Overall Turnout: 21.21%

Page: 25 of 55  
2024-04-09  
08:30:39

Choice	Votes	Vote %
<b>REP COUNTY CENTRAL COM CLEVE15Q (REP) (Vote for 1)</b>		
<b>35 ballots (0 over voted ballots, 0 overvotes, 20 undervotes), 40 registered voters, turnout 87.50%</b>		
Robert Welles	15	100.00%
Total	15	100.00%
Overvotes	0	
Undervotes	20	

<b>REP COUNTY CENTRAL COM CLEVE15R (REP) (Vote for 1)</b>		
<b>11 ballots (0 over voted ballots, 0 overvotes, 3 undervotes), 14 registered voters, turnout 78.57%</b>		
Therese Pohorence	8	100.00%
Total	8	100.00%
Overvotes	0	
Undervotes	3	

<b>REP COUNTY CENTRAL COM CLEVE16C (REP) (Vote for 1)</b>		
<b>66 ballots (0 over voted ballots, 0 overvotes, 36 undervotes), 79 registered voters, turnout 83.54%</b>		
Debra Mersch	30	100.00%
Total	30	100.00%
Overvotes	0	
Undervotes	36	

<b>REP COUNTY CENTRAL COM CLEVE16G (REP) (Vote for 1)</b>		
<b>28 ballots (0 over voted ballots, 0 overvotes, 11 undervotes), 27 registered voters, turnout 103.70%</b>		
Michael D. Griffith	17	100.00%
Total	17	100.00%
Overvotes	0	
Undervotes	11	

<b>REP COUNTY CENTRAL COM CLEVE16H (REP) (Vote for 1)</b>		
<b>37 ballots (0 over voted ballots, 0 overvotes, 15 undervotes), 38 registered voters, turnout 97.37%</b>		
John T. Brennan	22	100.00%
Total	22	100.00%
Overvotes	0	
Undervotes	15	

<b>REP COUNTY CENTRAL COM CLEVE17C (REP) (Vote for 1)</b>		
<b>79 ballots (0 over voted ballots, 0 overvotes, 40 undervotes), 88 registered voters, turnout 89.77%</b>		
Edward J. Krause	39	100.00%
Total	39	100.00%
Overvotes	0	
Undervotes	40	

<b>REP COUNTY CENTRAL COM CLEVE17D (REP) (Vote for 1)</b>		
<b>82 ballots (0 over voted ballots, 0 overvotes, 41 undervotes), 77 registered voters, turnout 106.49%</b>		
Patrick L. Lamson	41	100.00%
Total	41	100.00%
Overvotes	0	
Undervotes	41	

<b>REP COUNTY CENTRAL COM CLEVE17F (REP) (Vote for 1)</b>		
<b>87 ballots (0 over voted ballots, 0 overvotes, 44 undervotes), 109 registered voters, turnout 79.82%</b>		
Susan A. Schneider-Baker	43	100.00%
Total	43	100.00%
Overvotes	0	
Undervotes	44	

Official Results  
Cuyahoga County, March 19, 2024 Presidential Primary  
All Precincts, All Districts, All Counter Groups, All ScanStations, All Contests, All Boxes  
967 precincts reported out of 967 total  
Total Ballots Cast: 185279, Registered Voters: 873571, Overall Turnout: 21.21%

Page: 26 of 55  
2024-04-09  
08:30:39

Choice	Votes	Vote %
<b>REP COUNTY CENTRAL COM CLEVE17G (REP) (Vote for 1)</b>		
<b>87 ballots (0 over voted ballots, 0 overvotes, 44 undervotes), 80 registered voters, turnout 108.75%</b>		
John Musca	43	100.00%
Total	43	100.00%
Overvotes	0	
Undervotes	44	

<b>REP COUNTY CENTRAL COM CLEVE17H (REP) (Vote for 1)</b>		
<b>60 ballots (0 over voted ballots, 0 overvotes, 37 undervotes), 66 registered voters, turnout 90.91%</b>		
Margo Legler	23	100.00%
Total	23	100.00%
Overvotes	0	
Undervotes	37	

<b>REP COUNTY CENTRAL COM CLEVE17K (REP) (Vote for 1)</b>		
<b>104 ballots (0 over voted ballots, 0 overvotes, 50 undervotes), 107 registered voters, turnout 97.20%</b>		
Gerald Stark	54	100.00%
Total	54	100.00%
Overvotes	0	
Undervotes	50	

<b>REP COUNTY CENTRAL COM CLEVE17L (REP) (Vote for 1)</b>		
<b>33 ballots (0 over voted ballots, 0 overvotes, 13 undervotes), 33 registered voters, turnout 100.00%</b>		
Joan M. Cook	20	100.00%
Total	20	100.00%
Overvotes	0	
Undervotes	13	

<b>REP COUNTY CENTRAL COM CLEVE17O (REP) (Vote for 1)</b>		
<b>57 ballots (0 over voted ballots, 0 overvotes, 25 undervotes), 82 registered voters, turnout 69.51%</b>		
Joyce A. Johnson	32	100.00%
Total	32	100.00%
Overvotes	0	
Undervotes	25	

<b>REP COUNTY CENTRAL COM CLEVE17P (REP) (Vote for 1)</b>		
<b>116 ballots (0 over voted ballots, 0 overvotes, 64 undervotes), 129 registered voters, turnout 89.92%</b>		
Paul Heitzmann	52	100.00%
Total	52	100.00%
Overvotes	0	
Undervotes	64	

<b>REP COUNTY CENTRAL COM CLEVE17Q (REP) (Vote for 1)</b>		
<b>102 ballots (0 over voted ballots, 0 overvotes, 50 undervotes), 118 registered voters, turnout 86.44%</b>		
Kenneth S. Trump	52	100.00%
Total	52	100.00%
Overvotes	0	
Undervotes	50	

<b>REP COUNTY CENTRAL COM ECLE02B (REP) (Vote for 1)</b>		
<b>2 ballots (0 over voted ballots, 0 overvotes, 0 undervotes), 3 registered voters, turnout 66.67%</b>		
Nicole E. Howell	2	100.00%
Total	2	100.00%
Overvotes	0	
Undervotes	0	

Official Results  
Cuyahoga County, March 19, 2024 Presidential Primary  
All Precincts, All Districts, All Counter Groups, All ScanStations, All Contests, All Boxes  
967 precincts reported out of 967 total  
Total Ballots Cast: 185279, Registered Voters: 873571, Overall Turnout: 21.21%

Page: 27 of 55  
2024-04-09  
08:30:39

Choice	Votes	Vote %
<b>REP COUNTY CENTRAL COM ECLE03A (REP) (Vote for 1)</b>		
<b>6 ballots (0 over voted ballots, 0 overvotes, 5 undervotes), 6 registered voters, turnout 100.00%</b>		
Write-in	1	100.00%
Total	1	100.00%
Overvotes	0	
Undervotes	5	
<b>REP COUNTY CENTRAL COM ECLE03B (REP) (Vote for 1)</b>		
<b>3 ballots (0 over voted ballots, 0 overvotes, 2 undervotes), 3 registered voters, turnout 100.00%</b>		
Write-in	1	100.00%
Total	1	100.00%
Overvotes	0	
Undervotes	2	
<b>REP COUNTY CENTRAL COM ECLE04D (REP) (Vote for 1)</b>		
<b>5 ballots (0 over voted ballots, 0 overvotes, 3 undervotes), 9 registered voters, turnout 55.56%</b>		
Ephraim Abdullah	2	100.00%
Total	2	100.00%
Overvotes	0	
Undervotes	3	
<b>REP COUNTY CENTRAL COM ECLE04F (REP) (Vote for 1)</b>		
<b>1 ballots (0 over voted ballots, 0 overvotes, 0 undervotes), 2 registered voters, turnout 50.00%</b>		
Ella Mae Bowman	1	100.00%
Total	1	100.00%
Overvotes	0	
Undervotes	0	
<b>REP COUNTY CENTRAL COM EUCLD01D (REP) (Vote for 1)</b>		
<b>6 ballots (0 over voted ballots, 0 overvotes, 4 undervotes), 7 registered voters, turnout 85.71%</b>		
Dorothy Williams	2	100.00%
Total	2	100.00%
Overvotes	0	
Undervotes	4	
<b>REP COUNTY CENTRAL COM EUCLD02A (REP) (Vote for 1)</b>		
<b>50 ballots (0 over voted ballots, 0 overvotes, 21 undervotes), 81 registered voters, turnout 61.73%</b>		
Jeffrey A. Beck	29	100.00%
Total	29	100.00%
Overvotes	0	
Undervotes	21	
<b>REP COUNTY CENTRAL COM EUCLD02B (REP) (Vote for 1)</b>		
<b>19 ballots (0 over voted ballots, 0 overvotes, 9 undervotes), 34 registered voters, turnout 55.88%</b>		
Rosemarie Woods	10	100.00%
Total	10	100.00%
Overvotes	0	
Undervotes	9	
<b>REP COUNTY CENTRAL COM EUCLD04C (REP) (Vote for 1)</b>		
<b>38 ballots (0 over voted ballots, 0 overvotes, 12 undervotes), 41 registered voters, turnout 92.68%</b>		
Mary Jo Minarik	26	100.00%
Total	26	100.00%
Overvotes	0	
Undervotes	12	

Official Results  
Cuyahoga County, March 19, 2024 Presidential Primary  
All Precincts, All Districts, All Counter Groups, All ScanStations, All Contests, All Boxes  
967 precincts reported out of 967 total  
Total Ballots Cast: 185279, Registered Voters: 873571, Overall Turnout: 21.21%

Page: 28 of 55  
2024-04-09  
08:30:39

Choice	Votes	Vote %
<b>REP COUNTY CENTRAL COM EUCLD05A (REP) (Vote for 1)</b>		
<b>113 ballots (0 over voted ballots, 0 overvotes, 46 undervotes), 114 registered voters, turnout 99.12%</b>		
Joshua Thomas Malovasic	67	100.00%
Total	67	100.00%
Overvotes	0	
Undervotes	46	
<b>REP COUNTY CENTRAL COM EUCLD05C (REP) (Vote for 1)</b>		
<b>45 ballots (0 over voted ballots, 0 overvotes, 28 undervotes), 47 registered voters, turnout 95.74%</b>		
Fredrick F. Dworning	17	100.00%
Total	17	100.00%
Overvotes	0	
Undervotes	28	
<b>REP COUNTY CENTRAL COM EUCLD06A (REP) (Vote for 1)</b>		
<b>100 ballots (0 over voted ballots, 0 overvotes, 55 undervotes), 119 registered voters, turnout 84.03%</b>		
Phyllis V. Whelan	45	100.00%
Total	45	100.00%
Overvotes	0	
Undervotes	55	
<b>REP COUNTY CENTRAL COM EUCLD06B (REP) (Vote for 1)</b>		
<b>75 ballots (0 over voted ballots, 0 overvotes, 39 undervotes), 98 registered voters, turnout 76.53%</b>		
Michael Akos	36	100.00%
Total	36	100.00%
Overvotes	0	
Undervotes	39	
<b>REP COUNTY CENTRAL COM EUCLD06D (REP) (Vote for 1)</b>		
<b>62 ballots (0 over voted ballots, 0 overvotes, 26 undervotes), 68 registered voters, turnout 91.18%</b>		
Dolores T. Moldenhauer	36	100.00%
Total	36	100.00%
Overvotes	0	
Undervotes	26	
<b>REP COUNTY CENTRAL COM EUCLD07B (REP) (Vote for 1)</b>		
<b>28 ballots (0 over voted ballots, 0 overvotes, 9 undervotes), 42 registered voters, turnout 66.67%</b>		
Daryl K. Langman	19	100.00%
Total	19	100.00%
Overvotes	0	
Undervotes	9	
<b>REP COUNTY CENTRAL COM EUCLD08A (REP) (Vote for 1)</b>		
<b>30 ballots (0 over voted ballots, 0 overvotes, 21 undervotes), 35 registered voters, turnout 85.71%</b>		
Daniel J. Bertosa	9	100.00%
Total	9	100.00%
Overvotes	0	
Undervotes	21	
<b>REP COUNTY CENTRAL COM EUCLD08D (REP) (Vote for 1)</b>		
<b>24 ballots (0 over voted ballots, 0 overvotes, 8 undervotes), 33 registered voters, turnout 72.73%</b>		
James J. Kane Jr	16	100.00%
Total	16	100.00%
Overvotes	0	
Undervotes	8	

Official Results  
Cuyahoga County, March 19, 2024 Presidential Primary  
All Precincts, All Districts, All Counter Groups, All ScanStations, All Contests, All Boxes  
967 precincts reported out of 967 total  
Total Ballots Cast: 185279, Registered Voters: 873571, Overall Turnout: 21.21%

Page: 29 of 55  
2024-04-09  
08:30:39

Choice	Votes	Vote %
<b>REP COUNTY CENTRAL COM FAPK01A (REP) (Vote for 1)</b>		
<b>169 ballots (0 over voted ballots, 0 overvotes, 87 undervotes), 190 registered voters, turnout 88.95%</b>		
Frank D. Berkopec	82	100.00%
Total	82	100.00%
Overvotes	0	
Undervotes	87	

<b>REP COUNTY CENTRAL COM FAPK04A (REP) (Vote for 1)</b>		
<b>121 ballots (0 over voted ballots, 0 overvotes, 59 undervotes), 135 registered voters, turnout 89.63%</b>		
Robert Rice	62	100.00%
Total	62	100.00%
Overvotes	0	
Undervotes	59	

<b>REP COUNTY CENTRAL COM GAHT04C (REP) (Vote for 1)</b>		
<b>46 ballots (0 over voted ballots, 0 overvotes, 22 undervotes), 49 registered voters, turnout 93.88%</b>		
Jeff Koloze	24	100.00%
Total	24	100.00%
Overvotes	0	
Undervotes	22	

<b>REP COUNTY CENTRAL COM HIHT01A (REP) (Vote for 1)</b>		
<b>158 ballots (0 over voted ballots, 0 overvotes, 77 undervotes), 189 registered voters, turnout 83.60%</b>		
Brent E. Lawler	81	100.00%
Total	81	100.00%
Overvotes	0	
Undervotes	77	

<b>REP COUNTY CENTRAL COM HIHT01B (REP) (Vote for 1)</b>		
<b>148 ballots (0 over voted ballots, 0 overvotes, 77 undervotes), 152 registered voters, turnout 97.37%</b>		
Christopher Ursetti	71	100.00%
Total	71	100.00%
Overvotes	0	
Undervotes	77	

<b>REP COUNTY CENTRAL COM HIHT02A (REP) (Vote for 1)</b>		
<b>134 ballots (0 over voted ballots, 0 overvotes, 63 undervotes), 157 registered voters, turnout 85.35%</b>		
Nicholas J. Salvatore	71	100.00%
Total	71	100.00%
Overvotes	0	
Undervotes	63	

<b>REP COUNTY CENTRAL COM HIHT02B (REP) (Vote for 1)</b>		
<b>154 ballots (0 over voted ballots, 0 overvotes, 66 undervotes), 163 registered voters, turnout 94.48%</b>		
Nicole J. Waggle	88	100.00%
Total	88	100.00%
Overvotes	0	
Undervotes	66	

<b>REP COUNTY CENTRAL COM HIHT03A (REP) (Vote for 1)</b>		
<b>124 ballots (0 over voted ballots, 0 overvotes, 69 undervotes), 159 registered voters, turnout 77.99%</b>		
Maria K. Heckaman	55	100.00%
Total	55	100.00%
Overvotes	0	
Undervotes	69	

Official Results  
Cuyahoga County, March 19, 2024 Presidential Primary  
All Precincts, All Districts, All Counter Groups, All ScanStations, All Contests, All Boxes  
967 precincts reported out of 967 total  
Total Ballots Cast: 185279, Registered Voters: 873571, Overall Turnout: 21.21%

Page: 30 of 55  
2024-04-09  
08:30:39

Choice	Votes	Vote %
<b>REP COUNTY CENTRAL COM HIHT03B (REP) (Vote for 1)</b>		
<b>138 ballots (0 over voted ballots, 0 overvotes, 82 undervotes), 168 registered voters, turnout 82.14%</b>		
Charles M. Calanni	56	100.00%
Total	56	100.00%
Overvotes	0	
Undervotes	82	
<b>REP COUNTY CENTRAL COM HIHT04A (REP) (Vote for 1)</b>		
<b>129 ballots (0 over voted ballots, 0 overvotes, 55 undervotes), 140 registered voters, turnout 92.14%</b>		
Lucy M. Stickan	74	100.00%
Total	74	100.00%
Overvotes	0	
Undervotes	55	
<b>REP COUNTY CENTRAL COM HIHT04B (REP) (Vote for 1)</b>		
<b>127 ballots (0 over voted ballots, 0 overvotes, 69 undervotes), 138 registered voters, turnout 92.03%</b>		
Anthony G. Romano	58	100.00%
Total	58	100.00%
Overvotes	0	
Undervotes	69	
<b>REP COUNTY CENTRAL COM HVV00A (REP) (Vote for 1)</b>		
<b>106 ballots (0 over voted ballots, 0 overvotes, 50 undervotes), 136 registered voters, turnout 77.94%</b>		
Barbara Ann Burkhardt	56	100.00%
Total	56	100.00%
Overvotes	0	
Undervotes	50	
<b>REP COUNTY CENTRAL COM INDV00C (REP) (Vote for 1)</b>		
<b>249 ballots (0 over voted ballots, 0 overvotes, 105 undervotes), 284 registered voters, turnout 87.68%</b>		
Jim Trakas	144	100.00%
Total	144	100.00%
Overvotes	0	
Undervotes	105	
<b>REP COUNTY CENTRAL COM INDV00D (REP) (Vote for 1)</b>		
<b>193 ballots (0 over voted ballots, 0 overvotes, 105 undervotes), 196 registered voters, turnout 98.47%</b>		
Kathy Chappel	88	100.00%
Total	88	100.00%
Overvotes	0	
Undervotes	105	
<b>REP COUNTY CENTRAL COM INDV00E (REP) (Vote for 1)</b>		
<b>237 ballots (0 over voted ballots, 0 overvotes, 131 undervotes), 265 registered voters, turnout 89.43%</b>		
Jeff Grajewski	106	100.00%
Total	106	100.00%
Overvotes	0	
Undervotes	131	
<b>REP COUNTY CENTRAL COM LAKWD01B (REP) (Vote for 1)</b>		
<b>74 ballots (0 over voted ballots, 0 overvotes, 41 undervotes), 97 registered voters, turnout 76.29%</b>		
Keith A. Davey	33	100.00%
Total	33	100.00%
Overvotes	0	
Undervotes	41	

Official Results  
Cuyahoga County, March 19, 2024 Presidential Primary  
All Precincts, All Districts, All Counter Groups, All ScanStations, All Contests, All Boxes  
967 precincts reported out of 967 total  
Total Ballots Cast: 185279, Registered Voters: 873571, Overall Turnout: 21.21%

Page: 31 of 55  
2024-04-09  
08:30:39

Choice	Votes	Vote %
<b>REP COUNTY CENTRAL COM LAKWD01C (REP) (Vote for 1)</b>		
<b>76 ballots (0 over voted ballots, 0 overvotes, 33 undervotes), 70 registered voters, turnout 108.57%</b>		
Amy J. Scallon	43	100.00%
Total	43	100.00%
Overvotes	0	
Undervotes	33	
<b>REP COUNTY CENTRAL COM LAKWD01H (REP) (Vote for 1)</b>		
<b>175 ballots (0 over voted ballots, 0 overvotes, 100 undervotes), 200 registered voters, turnout 87.50%</b>		
Constance Mansell	75	100.00%
Total	75	100.00%
Overvotes	0	
Undervotes	100	
<b>REP COUNTY CENTRAL COM LAKWD02A (REP) (Vote for 1)</b>		
<b>86 ballots (0 over voted ballots, 0 overvotes, 44 undervotes), 91 registered voters, turnout 94.51%</b>		
Cornelius J. O'Sullivan	42	100.00%
Total	42	100.00%
Overvotes	0	
Undervotes	44	
<b>REP COUNTY CENTRAL COM LAKWD02C (REP) (Vote for 1)</b>		
<b>69 ballots (0 over voted ballots, 0 overvotes, 44 undervotes), 85 registered voters, turnout 81.18%</b>		
Kristina Baron	25	100.00%
Total	25	100.00%
Overvotes	0	
Undervotes	44	
<b>REP COUNTY CENTRAL COM LAKWD02E (REP) (Vote for 1)</b>		
<b>74 ballots (0 over voted ballots, 0 overvotes, 35 undervotes), 82 registered voters, turnout 90.24%</b>		
Brian Andrews	39	100.00%
Total	39	100.00%
Overvotes	0	
Undervotes	35	
<b>REP COUNTY CENTRAL COM LAKWD03B (REP) (Vote for 1)</b>		
<b>64 ballots (0 over voted ballots, 0 overvotes, 25 undervotes), 74 registered voters, turnout 86.49%</b>		
Brian Chambers	39	100.00%
Total	39	100.00%
Overvotes	0	
Undervotes	25	
<b>REP COUNTY CENTRAL COM LAKWD04A (REP) (Vote for 1)</b>		
<b>92 ballots (0 over voted ballots, 0 overvotes, 47 undervotes), 98 registered voters, turnout 93.88%</b>		
Robert E. Dintaman	45	100.00%
Total	45	100.00%
Overvotes	0	
Undervotes	47	
<b>REP COUNTY CENTRAL COM LAKWD04D (REP) (Vote for 1)</b>		
<b>53 ballots (0 over voted ballots, 0 overvotes, 29 undervotes), 65 registered voters, turnout 81.54%</b>		
Jory Barcelona	24	100.00%
Total	24	100.00%
Overvotes	0	
Undervotes	29	

Official Results  
Cuyahoga County, March 19, 2024 Presidential Primary  
All Precincts, All Districts, All Counter Groups, All ScanStations, All Contests, All Boxes  
967 precincts reported out of 967 total  
Total Ballots Cast: 185279, Registered Voters: 873571, Overall Turnout: 21.21%

Page: 32 of 55  
2024-04-09  
08:30:39

Choice	Votes	Vote %
<b>REP COUNTY CENTRAL COM LAKWD04E (REP) (Vote for 1)</b>		
<b>17 ballots (0 over voted ballots, 0 overvotes, 6 undervotes), 26 registered voters, turnout 65.38%</b>		
David Cummings	11	100.00%
Total	11	100.00%
Overvotes	0	
Undervotes	6	
<b>REP COUNTY CENTRAL COM LAKWD04F (REP) (Vote for 1)</b>		
<b>37 ballots (0 over voted ballots, 0 overvotes, 22 undervotes), 35 registered voters, turnout 105.71%</b>		
Luke Peters	15	100.00%
Total	15	100.00%
Overvotes	0	
Undervotes	22	
<b>REP COUNTY CENTRAL COM LAKWD04I (REP) (Vote for 1)</b>		
<b>36 ballots (0 over voted ballots, 0 overvotes, 16 undervotes), 46 registered voters, turnout 78.26%</b>		
Robert Trutko	20	100.00%
Total	20	100.00%
Overvotes	0	
Undervotes	16	
<b>REP COUNTY CENTRAL COM LYNDH01C (REP) (Vote for 1)</b>		
<b>127 ballots (0 over voted ballots, 0 overvotes, 76 undervotes), 148 registered voters, turnout 85.81%</b>		
Lena A. Liebenauer	51	100.00%
Total	51	100.00%
Overvotes	0	
Undervotes	76	
<b>REP COUNTY CENTRAL COM LYNDH02A (REP) (Vote for 1)</b>		
<b>125 ballots (0 over voted ballots, 0 overvotes, 42 undervotes), 139 registered voters, turnout 89.93%</b>		
Joe Gambatese	83	100.00%
Total	83	100.00%
Overvotes	0	
Undervotes	42	
<b>REP COUNTY CENTRAL COM LYNDH02B (REP) (Vote for 1)</b>		
<b>123 ballots (0 over voted ballots, 0 overvotes, 49 undervotes), 151 registered voters, turnout 81.46%</b>		
Charles A. LoPresti	74	100.00%
Total	74	100.00%
Overvotes	0	
Undervotes	49	
<b>REP COUNTY CENTRAL COM LYNDH03B (REP) (Vote for 1)</b>		
<b>120 ballots (0 over voted ballots, 0 overvotes, 65 undervotes), 119 registered voters, turnout 100.84%</b>		
Charles A. Mancuso	55	100.00%
Total	55	100.00%
Overvotes	0	
Undervotes	65	
<b>REP COUNTY CENTRAL COM LYNDH04C (REP) (Vote for 1)</b>		
<b>97 ballots (0 over voted ballots, 0 overvotes, 29 undervotes), 119 registered voters, turnout 81.51%</b>		
Patrick A. Ward	68	100.00%
Total	68	100.00%
Overvotes	0	
Undervotes	29	



Official Results  
Cuyahoga County, March 19, 2024 Presidential Primary  
All Precincts, All Districts, All Counter Groups, All ScanStations, All Contests, All Boxes  
967 precincts reported out of 967 total  
Total Ballots Cast: 185279, Registered Voters: 873571, Overall Turnout: 21.21%

Page: 33 of 55  
2024-04-09  
08:30:39

Choice	Votes	Vote %
<b>REP COUNTY CENTRAL COM MPHT01B (REP) (Vote for 1)</b>		
<b>66 ballots (0 over voted ballots, 0 overvotes, 30 undervotes), 73 registered voters, turnout 90.41%</b>		
Jerry V. Powell	36	100.00%
Total	36	100.00%
Overvotes	0	
Undervotes	30	
<b>REP COUNTY CENTRAL COM MPHT02A (REP) (Vote for 1)</b>		
<b>30 ballots (0 over voted ballots, 0 overvotes, 13 undervotes), 36 registered voters, turnout 83.33%</b>		
Robert Grimshaw	17	100.00%
Total	17	100.00%
Overvotes	0	
Undervotes	13	
<b>REP COUNTY CENTRAL COM MAHT00A (REP) (Vote for 1)</b>		
<b>81 ballots (0 over voted ballots, 0 overvotes, 38 undervotes), 100 registered voters, turnout 81.00%</b>		
Susan Saporito	43	100.00%
Total	43	100.00%
Overvotes	0	
Undervotes	38	
<b>REP COUNTY CENTRAL COM MAHT00B (REP) (Vote for 1)</b>		
<b>95 ballots (0 over voted ballots, 0 overvotes, 42 undervotes), 104 registered voters, turnout 91.35%</b>		
Madeline C. Helms	53	100.00%
Total	53	100.00%
Overvotes	0	
Undervotes	42	
<b>REP COUNTY CENTRAL COM MAHT00D (REP) (Vote for 1)</b>		
<b>95 ballots (0 over voted ballots, 0 overvotes, 48 undervotes), 107 registered voters, turnout 88.79%</b>		
Susanne Donatelli	47	100.00%
Total	47	100.00%
Overvotes	0	
Undervotes	48	
<b>REP COUNTY CENTRAL COM MAHT00E (REP) (Vote for 1)</b>		
<b>56 ballots (0 over voted ballots, 0 overvotes, 31 undervotes), 89 registered voters, turnout 62.92%</b>		
Gregory S. Costabile	25	100.00%
Total	25	100.00%
Overvotes	0	
Undervotes	31	
<b>REP COUNTY CENTRAL COM MAHT00G (REP) (Vote for 1)</b>		
<b>43 ballots (0 over voted ballots, 0 overvotes, 15 undervotes), 49 registered voters, turnout 87.76%</b>		
Loranz S. Needham II	28	100.00%
Total	28	100.00%
Overvotes	0	
Undervotes	15	
<b>REP COUNTY CENTRAL COM MAHT00H (REP) (Vote for 1)</b>		
<b>49 ballots (0 over voted ballots, 0 overvotes, 24 undervotes), 73 registered voters, turnout 67.12%</b>		
Howard Sonenstein	25	100.00%
Total	25	100.00%
Overvotes	0	
Undervotes	24	

Official Results  
Cuyahoga County, March 19, 2024 Presidential Primary  
All Precincts, All Districts, All Counter Groups, All ScanStations, All Contests, All Boxes  
967 precincts reported out of 967 total  
Total Ballots Cast: 185279, Registered Voters: 873571, Overall Turnout: 21.21%

Page: 34 of 55  
2024-04-09  
08:30:39

Choice	Votes	Vote %
<b>REP COUNTY CENTRAL COM MAHT00I (REP) (Vote for 1)</b>		
<b>108 ballots (0 over voted ballots, 0 overvotes, 63 undervotes), 124 registered voters, turnout 87.10%</b>		
Jessica Leigh-Finney Brown	45	100.00%
Total	45	100.00%
Overvotes	0	
Undervotes	63	
<b>REP COUNTY CENTRAL COM MAHT00K (REP) (Vote for 1)</b>		
<b>128 ballots (0 over voted ballots, 0 overvotes, 58 undervotes), 140 registered voters, turnout 91.43%</b>		
Ronald Brough	70	100.00%
Total	70	100.00%
Overvotes	0	
Undervotes	58	
<b>REP COUNTY CENTRAL COM MAHT00L (REP) (Vote for 1)</b>		
<b>141 ballots (0 over voted ballots, 0 overvotes, 62 undervotes), 155 registered voters, turnout 90.97%</b>		
Patrick Manning	79	100.00%
Total	79	100.00%
Overvotes	0	
Undervotes	62	
<b>REP COUNTY CENTRAL COM MAHT00M (REP) (Vote for 1)</b>		
<b>84 ballots (0 over voted ballots, 0 overvotes, 43 undervotes), 113 registered voters, turnout 74.34%</b>		
Charles J. Iseman	41	100.00%
Total	41	100.00%
Overvotes	0	
Undervotes	43	
<b>REP COUNTY CENTRAL COM MAYV01A (REP) (Vote for 1)</b>		
<b>108 ballots (0 over voted ballots, 0 overvotes, 47 undervotes), 141 registered voters, turnout 76.60%</b>		
John Frater	61	100.00%
Total	61	100.00%
Overvotes	0	
Undervotes	47	
<b>REP COUNTY CENTRAL COM MAYV02A (REP) (Vote for 1)</b>		
<b>113 ballots (0 over voted ballots, 0 overvotes, 64 undervotes), 149 registered voters, turnout 75.84%</b>		
Christina C. Stickan	49	100.00%
Total	49	100.00%
Overvotes	0	
Undervotes	64	
<b>REP COUNTY CENTRAL COM MAYV03A (REP) (Vote for 1)</b>		
<b>104 ballots (0 over voted ballots, 0 overvotes, 46 undervotes), 113 registered voters, turnout 92.04%</b>		
William A. Riter	58	100.00%
Total	58	100.00%
Overvotes	0	
Undervotes	46	
<b>REP COUNTY CENTRAL COM MAYV04A (REP) (Vote for 1)</b>		
<b>58 ballots (0 over voted ballots, 0 overvotes, 29 undervotes), 84 registered voters, turnout 69.05%</b>		
Mary Lynn Ottino	29	100.00%
Total	29	100.00%
Overvotes	0	
Undervotes	29	

Official Results  
Cuyahoga County, March 19, 2024 Presidential Primary  
All Precincts, All Districts, All Counter Groups, All ScanStations, All Contests, All Boxes  
967 precincts reported out of 967 total  
Total Ballots Cast: 185279, Registered Voters: 873571, Overall Turnout: 21.21%

Page: 35 of 55  
2024-04-09  
08:30:39

**Choice** **Votes** **Vote %**  
**REP COUNTY CENTRAL COM MIDH01A (REP) (Vote for 1)**  
**153 ballots (0 over voted ballots, 0 overvotes, 80 undervotes), 205 registered voters, turnout 74.63%**

Bruna Galati	73	100.00%
Total	73	100.00%
Overvotes	0	
Undervotes	80	

**REP COUNTY CENTRAL COM MIDH01B (REP) (Vote for 1)**  
**112 ballots (0 over voted ballots, 0 overvotes, 54 undervotes), 73 registered voters, turnout 153.42%**

Anthony G. Ciaravino	58	100.00%
Total	58	100.00%
Overvotes	0	
Undervotes	54	

**REP COUNTY CENTRAL COM MIDH01C (REP) (Vote for 1)**  
**171 ballots (0 over voted ballots, 0 overvotes, 74 undervotes), 192 registered voters, turnout 89.06%**

Rose M. Welch	97	100.00%
Total	97	100.00%
Overvotes	0	
Undervotes	74	

**REP COUNTY CENTRAL COM MIDH02A (REP) (Vote for 1)**  
**120 ballots (0 over voted ballots, 0 overvotes, 63 undervotes), 152 registered voters, turnout 78.95%**

Margaret M. Lijoi	57	100.00%
Total	57	100.00%
Overvotes	0	
Undervotes	63	

**REP COUNTY CENTRAL COM MIDH03A (REP) (Vote for 1)**  
**129 ballots (0 over voted ballots, 0 overvotes, 66 undervotes), 158 registered voters, turnout 81.65%**

John A. Tamburello	63	100.00%
Total	63	100.00%
Overvotes	0	
Undervotes	66	

**REP COUNTY CENTRAL COM MIDH03B (REP) (Vote for 1)**  
**153 ballots (0 over voted ballots, 0 overvotes, 68 undervotes), 163 registered voters, turnout 93.87%**

Conrad Lindes	85	100.00%
Total	85	100.00%
Overvotes	0	
Undervotes	68	

**REP COUNTY CENTRAL COM MIDH03C (REP) (Vote for 1)**  
**162 ballots (0 over voted ballots, 0 overvotes, 86 undervotes), 172 registered voters, turnout 94.19%**

Ronald Liszy	76	100.00%
Total	76	100.00%
Overvotes	0	
Undervotes	86	

**REP COUNTY CENTRAL COM MIDH04A (REP) (Vote for 1)**  
**217 ballots (0 over voted ballots, 0 overvotes, 120 undervotes), 249 registered voters, turnout 87.15%**

Anthony Andel	97	100.00%
Total	97	100.00%
Overvotes	0	
Undervotes	120	

Official Results  
Cuyahoga County, March 19, 2024 Presidential Primary  
All Precincts, All Districts, All Counter Groups, All ScanStations, All Contests, All Boxes  
967 precincts reported out of 967 total  
Total Ballots Cast: 185279, Registered Voters: 873571, Overall Turnout: 21.21%

Page: 36 of 55  
2024-04-09  
08:30:39

Choice	Votes	Vote %
--------	-------	--------

**REP COUNTY CENTRAL COM NOLM02C (REP) (Vote for 1)**

**153 ballots (0 over voted ballots, 0 overvotes, 74 undervotes), 188 registered voters, turnout 81.38%**

Donna Smeal	79	100.00%
Total	79	100.00%
Overvotes	0	
Undervotes	74	

**REP COUNTY CENTRAL COM NOLM02D (REP) (Vote for 1)**

**149 ballots (0 over voted ballots, 0 overvotes, 68 undervotes), 195 registered voters, turnout 76.41%**

Stacey Sigetic	81	100.00%
Total	81	100.00%
Overvotes	0	
Undervotes	68	

**REP COUNTY CENTRAL COM NOLM03E (REP) (Vote for 1)**

**122 ballots (0 over voted ballots, 0 overvotes, 68 undervotes), 171 registered voters, turnout 71.35%**

John P. Yonek	54	100.00%
Total	54	100.00%
Overvotes	0	
Undervotes	68	

**REP COUNTY CENTRAL COM NOLM03F (REP) (Vote for 1)**

**143 ballots (0 over voted ballots, 0 overvotes, 78 undervotes), 203 registered voters, turnout 70.44%**

Terry Smith	65	100.00%
Total	65	100.00%
Overvotes	0	
Undervotes	78	

**REP COUNTY CENTRAL COM NOLM04D (REP) (Vote for 1)**

**164 ballots (0 over voted ballots, 0 overvotes, 79 undervotes), 199 registered voters, turnout 82.41%**

R. Randal Abraham	85	100.00%
Total	85	100.00%
Overvotes	0	
Undervotes	79	

**REP COUNTY CENTRAL COM NROY01A (REP) (Vote for 1)**

**176 ballots (0 over voted ballots, 0 overvotes, 96 undervotes), 211 registered voters, turnout 83.41%**

Robert R. Heinly	80	100.00%
Total	80	100.00%
Overvotes	0	
Undervotes	96	

**REP COUNTY CENTRAL COM NROY02A (REP) (Vote for 1)**

**174 ballots (0 over voted ballots, 0 overvotes, 85 undervotes), 196 registered voters, turnout 88.78%**

Robert L. Wehagen Jr	89	100.00%
Total	89	100.00%
Overvotes	0	
Undervotes	85	

**REP COUNTY CENTRAL COM NROY03A (REP) (Vote for 1)**

**159 ballots (0 over voted ballots, 0 overvotes, 77 undervotes), 201 registered voters, turnout 79.10%**

Timothy C. Fowler	82	100.00%
Total	82	100.00%
Overvotes	0	
Undervotes	77	

Official Results  
Cuyahoga County, March 19, 2024 Presidential Primary  
All Precincts, All Districts, All Counter Groups, All ScanStations, All Contests, All Boxes  
967 precincts reported out of 967 total  
Total Ballots Cast: 185279, Registered Voters: 873571, Overall Turnout: 21.21%

Page: 37 of 55  
2024-04-09  
08:30:39

**Choice** **Votes** **Vote %**  
**REP COUNTY CENTRAL COM NROY03B (REP) (Vote for 1)**  
**158 ballots (0 over voted ballots, 0 overvotes, 77 undervotes), 185 registered voters, turnout 85.41%**

Kathryn M. Obracay	81	100.00%
Total	81	100.00%
Overvotes	0	
Undervotes	77	

**REP COUNTY CENTRAL COM NROY03C (REP) (Vote for 1)**  
**149 ballots (0 over voted ballots, 0 overvotes, 71 undervotes), 173 registered voters, turnout 86.13%**

Thomas Haren	78	100.00%
Total	78	100.00%
Overvotes	0	
Undervotes	71	

**REP COUNTY CENTRAL COM NROY03D (REP) (Vote for 1)**  
**60 ballots (0 over voted ballots, 0 overvotes, 30 undervotes), 63 registered voters, turnout 95.24%**

Austin J. Keller	30	100.00%
Total	30	100.00%
Overvotes	0	
Undervotes	30	

**REP COUNTY CENTRAL COM NROY04A (REP) (Vote for 1)**  
**190 ballots (0 over voted ballots, 0 overvotes, 91 undervotes), 230 registered voters, turnout 82.61%**

Lawrence A. Young	99	100.00%
Total	99	100.00%
Overvotes	0	
Undervotes	91	

**REP COUNTY CENTRAL COM NROY05B (REP) (Vote for 1)**  
**152 ballots (0 over voted ballots, 0 overvotes, 77 undervotes), 173 registered voters, turnout 87.86%**

Melanie Mason	75	100.00%
Total	75	100.00%
Overvotes	0	
Undervotes	77	

**REP COUNTY CENTRAL COM NROY05C (REP) (Vote for 1)**  
**113 ballots (0 over voted ballots, 0 overvotes, 58 undervotes), 109 registered voters, turnout 103.67%**

Nicole Kostura	55	100.00%
Total	55	100.00%
Overvotes	0	
Undervotes	58	

**REP COUNTY CENTRAL COM NROY05D (REP) (Vote for 1)**  
**178 ballots (0 over voted ballots, 0 overvotes, 93 undervotes), 201 registered voters, turnout 88.56%**

John Tagliarini	85	100.00%
Total	85	100.00%
Overvotes	0	
Undervotes	93	

**REP COUNTY CENTRAL COM NROY06B (REP) (Vote for 1)**  
**180 ballots (0 over voted ballots, 0 overvotes, 62 undervotes), 199 registered voters, turnout 90.45%**

Michael R. Wos	118	100.00%
Total	118	100.00%
Overvotes	0	
Undervotes	62	

Official Results  
Cuyahoga County, March 19, 2024 Presidential Primary  
All Precincts, All Districts, All Counter Groups, All ScanStations, All Contests, All Boxes  
967 precincts reported out of 967 total  
Total Ballots Cast: 185279, Registered Voters: 873571, Overall Turnout: 21.21%

Page: 38 of 55  
2024-04-09  
08:30:39

Choice	Votes	Vote %
<b>REP COUNTY CENTRAL COM NROY06C (REP) (Vote for 1)</b>		
<b>206 ballots (0 over voted ballots, 0 overvotes, 98 undervotes), 248 registered voters, turnout 83.06%</b>		
Michelle Killin-Keith	108	100.00%
Total	108	100.00%
Overvotes	0	
Undervotes	98	
<b>REP COUNTY CENTRAL COM NROY06D (REP) (Vote for 1)</b>		
<b>227 ballots (0 over voted ballots, 0 overvotes, 121 undervotes), 255 registered voters, turnout 89.02%</b>		
Ashley Clark	106	100.00%
Total	106	100.00%
Overvotes	0	
Undervotes	121	
<b>REP COUNTY CENTRAL COM OFV02A (REP) (Vote for 1)</b>		
<b>119 ballots (0 over voted ballots, 0 overvotes, 64 undervotes), 148 registered voters, turnout 80.41%</b>		
Edward M. Dean	55	100.00%
Total	55	100.00%
Overvotes	0	
Undervotes	64	
<b>REP COUNTY CENTRAL COM OFV04A (REP) (Vote for 1)</b>		
<b>82 ballots (0 over voted ballots, 0 overvotes, 29 undervotes), 110 registered voters, turnout 74.55%</b>		
Margaret Sabiers	53	100.00%
Total	53	100.00%
Overvotes	0	
Undervotes	29	
<b>REP COUNTY CENTRAL COM OLMST00A (REP) (Vote for 1)</b>		
<b>195 ballots (0 over voted ballots, 0 overvotes, 88 undervotes), 242 registered voters, turnout 80.58%</b>		
Ellen Rooney	107	100.00%
Total	107	100.00%
Overvotes	0	
Undervotes	88	
<b>REP COUNTY CENTRAL COM ORNGE00A (REP) (Vote for 1)</b>		
<b>72 ballots (0 over voted ballots, 0 overvotes, 47 undervotes), 70 registered voters, turnout 102.86%</b>		
Bruce H. Akers	25	100.00%
Total	25	100.00%
Overvotes	0	
Undervotes	47	
<b>REP COUNTY CENTRAL COM PARMA01C (REP) (Vote for 1)</b>		
<b>63 ballots (0 over voted ballots, 0 overvotes, 27 undervotes), 87 registered voters, turnout 72.41%</b>		
Jennifer L. Sirocky	36	100.00%
Total	36	100.00%
Overvotes	0	
Undervotes	27	
<b>REP COUNTY CENTRAL COM PARMA01D (REP) (Vote for 1)</b>		
<b>162 ballots (0 over voted ballots, 0 overvotes, 69 undervotes), 146 registered voters, turnout 110.96%</b>		
Mary Buchholz Galinas	93	100.00%
Total	93	100.00%
Overvotes	0	
Undervotes	69	

Official Results  
Cuyahoga County, March 19, 2024 Presidential Primary  
All Precincts, All Districts, All Counter Groups, All ScanStations, All Contests, All Boxes  
967 precincts reported out of 967 total  
Total Ballots Cast: 185279, Registered Voters: 873571, Overall Turnout: 21.21%

Page: 39 of 55  
2024-04-09  
08:30:39

Choice	Votes	Vote %
<b>REP COUNTY CENTRAL COM PARMA01E (REP) (Vote for 1)</b>		
<b>84 ballots (0 over voted ballots, 0 overvotes, 43 undervotes), 100 registered voters, turnout 84.00%</b>		
Bradley J. Miklosovic	41	100.00%
Total	41	100.00%
Overvotes	0	
Undervotes	43	
<b>REP COUNTY CENTRAL COM PARMA02A (REP) (Vote for 1)</b>		
<b>78 ballots (0 over voted ballots, 0 overvotes, 38 undervotes), 104 registered voters, turnout 75.00%</b>		
Jeremy E. Wald	40	100.00%
Total	40	100.00%
Overvotes	0	
Undervotes	38	
<b>REP COUNTY CENTRAL COM PARMA02E (REP) (Vote for 1)</b>		
<b>120 ballots (0 over voted ballots, 0 overvotes, 61 undervotes), 158 registered voters, turnout 75.95%</b>		
David F. Dieball	59	100.00%
Total	59	100.00%
Overvotes	0	
Undervotes	61	
<b>REP COUNTY CENTRAL COM PARMA03B (REP) (Vote for 1)</b>		
<b>116 ballots (0 over voted ballots, 0 overvotes, 54 undervotes), 138 registered voters, turnout 84.06%</b>		
Christy Bonner	62	100.00%
Total	62	100.00%
Overvotes	0	
Undervotes	54	
<b>REP COUNTY CENTRAL COM PARMA03D (REP) (Vote for 1)</b>		
<b>131 ballots (0 over voted ballots, 0 overvotes, 73 undervotes), 141 registered voters, turnout 92.91%</b>		
Michael J. Ruda	58	100.00%
Total	58	100.00%
Overvotes	0	
Undervotes	73	
<b>REP COUNTY CENTRAL COM PARMA04B (REP) (Vote for 1)</b>		
<b>104 ballots (0 over voted ballots, 0 overvotes, 58 undervotes), 120 registered voters, turnout 86.67%</b>		
John T. Dunn	46	100.00%
Total	46	100.00%
Overvotes	0	
Undervotes	58	
<b>REP COUNTY CENTRAL COM PARMA05A (REP) (Vote for 1)</b>		
<b>164 ballots (0 over voted ballots, 0 overvotes, 84 undervotes), 195 registered voters, turnout 84.10%</b>		
Gary Hitsman	80	100.00%
Total	80	100.00%
Overvotes	0	
Undervotes	84	
<b>REP COUNTY CENTRAL COM PARMA05C (REP) (Vote for 1)</b>		
<b>184 ballots (0 over voted ballots, 0 overvotes, 87 undervotes), 211 registered voters, turnout 87.20%</b>		
Ken Gillissie	97	100.00%
Total	97	100.00%
Overvotes	0	
Undervotes	87	

Official Results  
Cuyahoga County, March 19, 2024 Presidential Primary  
All Precincts, All Districts, All Counter Groups, All ScanStations, All Contests, All Boxes  
967 precincts reported out of 967 total  
Total Ballots Cast: 185279, Registered Voters: 873571, Overall Turnout: 21.21%

Page: 40 of 55  
2024-04-09  
08:30:39

Choice	Votes	Vote %
<b>REP COUNTY CENTRAL COM PARMA05D (REP) (Vote for 1)</b>		
<b>173 ballots (0 over voted ballots, 0 overvotes, 90 undervotes), 197 registered voters, turnout 87.82%</b>		
Jamie R. Krafcik	83	100.00%
Total	83	100.00%
Overvotes	0	
Undervotes	90	
<b>REP COUNTY CENTRAL COM PARMA05E (REP) (Vote for 1)</b>		
<b>170 ballots (0 over voted ballots, 0 overvotes, 59 undervotes), 208 registered voters, turnout 81.73%</b>		
Jolene B. Austin	111	100.00%
Total	111	100.00%
Overvotes	0	
Undervotes	59	
<b>REP COUNTY CENTRAL COM PARMA06B (REP) (Vote for 1)</b>		
<b>150 ballots (0 over voted ballots, 0 overvotes, 68 undervotes), 195 registered voters, turnout 76.92%</b>		
Kenneth J. Smejkal	82	100.00%
Total	82	100.00%
Overvotes	0	
Undervotes	68	
<b>REP COUNTY CENTRAL COM PARMA06E (REP) (Vote for 1)</b>		
<b>174 ballots (0 over voted ballots, 0 overvotes, 83 undervotes), 203 registered voters, turnout 85.71%</b>		
Michael G. Peters	91	100.00%
Total	91	100.00%
Overvotes	0	
Undervotes	83	
<b>REP COUNTY CENTRAL COM PARMA07B (REP) (Vote for 1)</b>		
<b>153 ballots (0 over voted ballots, 0 overvotes, 91 undervotes), 192 registered voters, turnout 79.69%</b>		
Rosario Welles	62	100.00%
Total	62	100.00%
Overvotes	0	
Undervotes	91	
<b>REP COUNTY CENTRAL COM PARMA07C (REP) (Vote for 1)</b>		
<b>138 ballots (0 over voted ballots, 0 overvotes, 60 undervotes), 189 registered voters, turnout 73.02%</b>		
Andrew Pappert	78	100.00%
Total	78	100.00%
Overvotes	0	
Undervotes	60	
<b>REP COUNTY CENTRAL COM PARMA07E (REP) (Vote for 1)</b>		
<b>167 ballots (0 over voted ballots, 0 overvotes, 77 undervotes), 198 registered voters, turnout 84.34%</b>		
Brandon J. Gibson	90	100.00%
Total	90	100.00%
Overvotes	0	
Undervotes	77	
<b>REP COUNTY CENTRAL COM PARMA08A (REP) (Vote for 1)</b>		
<b>135 ballots (0 over voted ballots, 0 overvotes, 55 undervotes), 147 registered voters, turnout 91.84%</b>		
Robert Porvasnik	80	100.00%
Total	80	100.00%
Overvotes	0	
Undervotes	55	



Official Results  
Cuyahoga County, March 19, 2024 Presidential Primary  
All Precincts, All Districts, All Counter Groups, All ScanStations, All Contests, All Boxes  
967 precincts reported out of 967 total  
Total Ballots Cast: 185279, Registered Voters: 873571, Overall Turnout: 21.21%

Page: 41 of 55  
2024-04-09  
08:30:39

Choice	Votes	Vote %
<b>REP COUNTY CENTRAL COM PARMA08E (REP) (Vote for 1)</b>		
<b>88 ballots (0 over voted ballots, 0 overvotes, 42 undervotes), 108 registered voters, turnout 81.48%</b>		
Anthony Sawyer	46	100.00%
Total	46	100.00%
Overvotes	0	
Undervotes	42	
<b>REP COUNTY CENTRAL COM PARMA09B (REP) (Vote for 1)</b>		
<b>136 ballots (0 over voted ballots, 0 overvotes, 67 undervotes), 139 registered voters, turnout 97.84%</b>		
Sharon S. Wald	69	100.00%
Total	69	100.00%
Overvotes	0	
Undervotes	67	
<b>REP COUNTY CENTRAL COM PARMA09D (REP) (Vote for 1)</b>		
<b>148 ballots (0 over voted ballots, 0 overvotes, 70 undervotes), 166 registered voters, turnout 89.16%</b>		
Michelle R. Spies	78	100.00%
Total	78	100.00%
Overvotes	0	
Undervotes	70	
<b>REP COUNTY CENTRAL COM PPV00B (REP) (Vote for 1)</b>		
<b>123 ballots (0 over voted ballots, 0 overvotes, 73 undervotes), 150 registered voters, turnout 82.00%</b>		
Kenneth B. Brown	50	100.00%
Total	50	100.00%
Overvotes	0	
Undervotes	73	
<b>REP COUNTY CENTRAL COM PPV00C (REP) (Vote for 1)</b>		
<b>113 ballots (0 over voted ballots, 0 overvotes, 62 undervotes), 120 registered voters, turnout 94.17%</b>		
Susan Siegel	51	100.00%
Total	51	100.00%
Overvotes	0	
Undervotes	62	
<b>REP COUNTY CENTRAL COM PPV00D (REP) (Vote for 1)</b>		
<b>121 ballots (0 over voted ballots, 0 overvotes, 53 undervotes), 166 registered voters, turnout 72.89%</b>		
Dan Carter	68	100.00%
Total	68	100.00%
Overvotes	0	
Undervotes	53	
<b>REP COUNTY CENTRAL COM PPV00E (REP) (Vote for 1)</b>		
<b>114 ballots (0 over voted ballots, 0 overvotes, 61 undervotes), 141 registered voters, turnout 80.85%</b>		
Benjamin Rosenberg	53	100.00%
Total	53	100.00%
Overvotes	0	
Undervotes	61	
<b>REP COUNTY CENTRAL COM RIHT01A (REP) (Vote for 1)</b>		
<b>103 ballots (0 over voted ballots, 0 overvotes, 97 undervotes), 94 registered voters, turnout 109.57%</b>		
Write-in	6	100.00%
Total	6	100.00%
Overvotes	0	
Undervotes	97	

Official Results  
Cuyahoga County, March 19, 2024 Presidential Primary  
All Precincts, All Districts, All Counter Groups, All ScanStations, All Contests, All Boxes  
967 precincts reported out of 967 total  
Total Ballots Cast: 185279, Registered Voters: 873571, Overall Turnout: 21.21%

Page: 42 of 55  
2024-04-09  
08:30:39

Choice	Votes	Vote %
<b>REP COUNTY CENTRAL COM RIHT02A (REP) (Vote for 1)</b>		
<b>53 ballots (0 over voted ballots, 0 overvotes, 24 undervotes), 37 registered voters, turnout 143.24%</b>		
Tony Hocevar	29	100.00%
Total	29	100.00%
Overvotes	0	
Undervotes	24	
<b>REP COUNTY CENTRAL COM RIHT03A (REP) (Vote for 1)</b>		
<b>59 ballots (0 over voted ballots, 0 overvotes, 18 undervotes), 55 registered voters, turnout 107.27%</b>		
Maria L. Pozzuto	41	100.00%
Total	41	100.00%
Overvotes	0	
Undervotes	18	
<b>REP COUNTY CENTRAL COM RIHT03C (REP) (Vote for 1)</b>		
<b>34 ballots (0 over voted ballots, 0 overvotes, 24 undervotes), 33 registered voters, turnout 103.03%</b>		
Marius Shpaner	10	100.00%
Total	10	100.00%
Overvotes	0	
Undervotes	24	
<b>REP COUNTY CENTRAL COM RRIV01A (REP) (Vote for 1)</b>		
<b>167 ballots (0 over voted ballots, 0 overvotes, 59 undervotes), 182 registered voters, turnout 91.76%</b>		
Michael P. Harvey	49	45.37%
Sophia Tiotios	59	54.63%
Total	108	100.00%
Overvotes	0	
Undervotes	59	
<b>REP COUNTY CENTRAL COM RRIV01B (REP) (Vote for 1)</b>		
<b>161 ballots (0 over voted ballots, 0 overvotes, 20 undervotes), 218 registered voters, turnout 73.85%</b>		
Pamela E. Bobst	111	78.72%
Brian Van Atta	30	21.28%
Total	141	100.00%
Overvotes	0	
Undervotes	20	
<b>REP COUNTY CENTRAL COM RRIV01D (REP) (Vote for 1)</b>		
<b>156 ballots (0 over voted ballots, 0 overvotes, 58 undervotes), 191 registered voters, turnout 81.68%</b>		
Thomas J. Hunt	98	100.00%
Total	98	100.00%
Overvotes	0	
Undervotes	58	
<b>REP COUNTY CENTRAL COM RRIV02C (REP) (Vote for 1)</b>		
<b>167 ballots (0 over voted ballots, 0 overvotes, 73 undervotes), 199 registered voters, turnout 83.92%</b>		
Walter M. Wysonq	94	100.00%
Total	94	100.00%
Overvotes	0	
Undervotes	73	
<b>REP COUNTY CENTRAL COM RRIV02D (REP) (Vote for 1)</b>		
<b>145 ballots (0 over voted ballots, 0 overvotes, 66 undervotes), 157 registered voters, turnout 92.36%</b>		
Michael A. Thomas	79	100.00%
Total	79	100.00%
Overvotes	0	
Undervotes	66	

Official Results  
Cuyahoga County, March 19, 2024 Presidential Primary  
All Precincts, All Districts, All Counter Groups, All ScanStations, All Contests, All Boxes  
967 precincts reported out of 967 total  
Total Ballots Cast: 185279, Registered Voters: 873571, Overall Turnout: 21.21%

Page: 43 of 55  
2024-04-09  
08:30:39

Choice	Votes	Vote %
<b>REP COUNTY CENTRAL COM RRIV03B (REP) (Vote for 1)</b>		
<b>118 ballots (0 over voted ballots, 0 overvotes, 53 undervotes), 133 registered voters, turnout 88.72%</b>		
Chuck Bartsche	65	100.00%
Total	65	100.00%
Overvotes	0	
Undervotes	53	
<b>REP COUNTY CENTRAL COM RRIV03C (REP) (Vote for 1)</b>		
<b>156 ballots (0 over voted ballots, 0 overvotes, 65 undervotes), 180 registered voters, turnout 86.67%</b>		
Michael P. O'Donnell	91	100.00%
Total	91	100.00%
Overvotes	0	
Undervotes	65	
<b>REP COUNTY CENTRAL COM RRIV03D (REP) (Vote for 1)</b>		
<b>123 ballots (0 over voted ballots, 0 overvotes, 61 undervotes), 123 registered voters, turnout 100.00%</b>		
Margaret Nash	62	100.00%
Total	62	100.00%
Overvotes	0	
Undervotes	61	
<b>REP COUNTY CENTRAL COM RRIV04B (REP) (Vote for 1)</b>		
<b>117 ballots (0 over voted ballots, 0 overvotes, 62 undervotes), 126 registered voters, turnout 92.86%</b>		
James M. Trutko	55	100.00%
Total	55	100.00%
Overvotes	0	
Undervotes	62	
<b>REP COUNTY CENTRAL COM RRIV04D (REP) (Vote for 1)</b>		
<b>151 ballots (0 over voted ballots, 0 overvotes, 69 undervotes), 166 registered voters, turnout 90.96%</b>		
Andrew J. Vitaliti	82	100.00%
Total	82	100.00%
Overvotes	0	
Undervotes	69	
<b>REP COUNTY CENTRAL COM SHV01A (REP) (Vote for 1)</b>		
<b>202 ballots (0 over voted ballots, 0 overvotes, 92 undervotes), 229 registered voters, turnout 88.21%</b>		
Fred N. Bourjaily	110	100.00%
Total	110	100.00%
Overvotes	0	
Undervotes	92	
<b>REP COUNTY CENTRAL COM SHV01B (REP) (Vote for 1)</b>		
<b>199 ballots (1 over voted ballots, 1 overvotes, 60 undervotes), 212 registered voters, turnout 93.87%</b>		
Michael G. Coyle	87	63.04%
John D. Spisak II	51	36.96%
Total	138	100.00%
Overvotes	1	
Undervotes	60	
<b>REP COUNTY CENTRAL COM SHV02A (REP) (Vote for 1)</b>		
<b>197 ballots (0 over voted ballots, 0 overvotes, 90 undervotes), 212 registered voters, turnout 92.92%</b>		
Mark Ruda	107	100.00%
Total	107	100.00%
Overvotes	0	
Undervotes	90	

Official Results  
Cuyahoga County, March 19, 2024 Presidential Primary  
All Precincts, All Districts, All Counter Groups, All ScanStations, All Contests, All Boxes  
967 precincts reported out of 967 total  
Total Ballots Cast: 185279, Registered Voters: 873571, Overall Turnout: 21.21%

Page: 44 of 55  
2024-04-09  
08:30:39

Choice	Votes	Vote %
<b>REP COUNTY CENTRAL COM SHV02B (REP) (Vote for 1)</b>		
<b>218 ballots (0 over voted ballots, 0 overvotes, 100 undervotes), 235 registered voters, turnout 92.77%</b>		
Brian Kelley	118	100.00%
Total	118	100.00%
Overvotes	0	
Undervotes	100	
<b>REP COUNTY CENTRAL COM SHV03A (REP) (Vote for 1)</b>		
<b>245 ballots (0 over voted ballots, 0 overvotes, 110 undervotes), 287 registered voters, turnout 85.37%</b>		
Lucille V. Mayer	135	100.00%
Total	135	100.00%
Overvotes	0	
Undervotes	110	
<b>REP COUNTY CENTRAL COM SHV03B (REP) (Vote for 1)</b>		
<b>200 ballots (0 over voted ballots, 0 overvotes, 81 undervotes), 234 registered voters, turnout 85.47%</b>		
Jeffrey D. Bryda	119	100.00%
Total	119	100.00%
Overvotes	0	
Undervotes	81	
<b>REP COUNTY CENTRAL COM SHV04A (REP) (Vote for 1)</b>		
<b>253 ballots (0 over voted ballots, 0 overvotes, 150 undervotes), 269 registered voters, turnout 94.05%</b>		
Tanya Karabanovs	103	100.00%
Total	103	100.00%
Overvotes	0	
Undervotes	150	
<b>REP COUNTY CENTRAL COM SHV04B (REP) (Vote for 1)</b>		
<b>176 ballots (0 over voted ballots, 0 overvotes, 94 undervotes), 196 registered voters, turnout 89.80%</b>		
Edward McKenna	82	100.00%
Total	82	100.00%
Overvotes	0	
Undervotes	94	
<b>REP COUNTY CENTRAL COM SHHT00B (REP) (Vote for 1)</b>		
<b>64 ballots (0 over voted ballots, 0 overvotes, 45 undervotes), 87 registered voters, turnout 73.56%</b>		
Diana McDevitt Chrien	19	100.00%
Total	19	100.00%
Overvotes	0	
Undervotes	45	
<b>REP COUNTY CENTRAL COM SHHT00D (REP) (Vote for 1)</b>		
<b>36 ballots (0 over voted ballots, 0 overvotes, 16 undervotes), 44 registered voters, turnout 81.82%</b>		
Karl E. May	20	100.00%
Total	20	100.00%
Overvotes	0	
Undervotes	16	
<b>REP COUNTY CENTRAL COM SHHT00J (REP) (Vote for 1)</b>		
<b>46 ballots (0 over voted ballots, 0 overvotes, 21 undervotes), 55 registered voters, turnout 83.64%</b>		
Brian Gentile	25	100.00%
Total	25	100.00%
Overvotes	0	
Undervotes	21	

Official Results  
Cuyahoga County, March 19, 2024 Presidential Primary  
All Precincts, All Districts, All Counter Groups, All ScanStations, All Contests, All Boxes  
967 precincts reported out of 967 total  
Total Ballots Cast: 185279, Registered Voters: 873571, Overall Turnout: 21.21%

Page: 45 of 55  
2024-04-09  
08:30:39

Choice	Votes	Vote %
<b>REP COUNTY CENTRAL COM SHHT00O (REP) (Vote for 1)</b>		
<b>51 ballots (0 over voted ballots, 0 overvotes, 24 undervotes), 62 registered voters, turnout 82.26%</b>		
Laura P. Samson	27	100.00%
Total	27	100.00%
Overvotes	0	
Undervotes	24	

<b>REP COUNTY CENTRAL COM SHHT00S (REP) (Vote for 1)</b>		
<b>82 ballots (0 over voted ballots, 0 overvotes, 58 undervotes), 86 registered voters, turnout 95.35%</b>		
Joan H. Fountain	24	100.00%
Total	24	100.00%
Overvotes	0	
Undervotes	58	

<b>REP COUNTY CENTRAL COM SHHT00U (REP) (Vote for 1)</b>		
<b>117 ballots (0 over voted ballots, 0 overvotes, 73 undervotes), 137 registered voters, turnout 85.40%</b>		
Colin Jackson	44	100.00%
Total	44	100.00%
Overvotes	0	
Undervotes	73	

<b>REP COUNTY CENTRAL COM SOLON03A (REP) (Vote for 1)</b>		
<b>142 ballots (0 over voted ballots, 0 overvotes, 64 undervotes), 158 registered voters, turnout 89.87%</b>		
John T. Scott	78	100.00%
Total	78	100.00%
Overvotes	0	
Undervotes	64	

<b>REP COUNTY CENTRAL COM SOLON04B (REP) (Vote for 1)</b>		
<b>121 ballots (0 over voted ballots, 0 overvotes, 58 undervotes), 119 registered voters, turnout 101.68%</b>		
Nicolo F. Machi	63	100.00%
Total	63	100.00%
Overvotes	0	
Undervotes	58	

<b>REP COUNTY CENTRAL COM SOLON05B (REP) (Vote for 1)</b>		
<b>136 ballots (0 over voted ballots, 0 overvotes, 60 undervotes), 158 registered voters, turnout 86.08%</b>		
Dareen Joqan	76	100.00%
Total	76	100.00%
Overvotes	0	
Undervotes	60	

<b>REP COUNTY CENTRAL COM SOLON05C (REP) (Vote for 1)</b>		
<b>29 ballots (0 over voted ballots, 0 overvotes, 10 undervotes), 25 registered voters, turnout 116.00%</b>		
Konstantin Pavolotsky	19	100.00%
Total	19	100.00%
Overvotes	0	
Undervotes	10	

<b>REP COUNTY CENTRAL COM SOLON06C (REP) (Vote for 1)</b>		
<b>64 ballots (0 over voted ballots, 0 overvotes, 34 undervotes), 81 registered voters, turnout 79.01%</b>		
Robert A. Bailey	30	100.00%
Total	30	100.00%
Overvotes	0	
Undervotes	34	

Official Results  
Cuyahoga County, March 19, 2024 Presidential Primary  
All Precincts, All Districts, All Counter Groups, All ScanStations, All Contests, All Boxes  
967 precincts reported out of 967 total  
Total Ballots Cast: 185279, Registered Voters: 873571, Overall Turnout: 21.21%

Page: 46 of 55  
2024-04-09  
08:30:39

Choice	Votes	Vote %
<b>REP COUNTY CENTRAL COM SEUC01D (REP) (Vote for 1)</b>		
<b>51 ballots (0 over voted ballots, 0 overvotes, 20 undervotes), 44 registered voters, turnout 115.91%</b>		
Denise J. Salerno	31	100.00%
Total	31	100.00%
Overvotes	0	
Undervotes	20	

<b>REP COUNTY CENTRAL COM SEUC02B (REP) (Vote for 1)</b>		
<b>70 ballots (0 over voted ballots, 0 overvotes, 29 undervotes), 89 registered voters, turnout 78.65%</b>		
Carole J. West	41	100.00%
Total	41	100.00%
Overvotes	0	
Undervotes	29	

<b>REP COUNTY CENTRAL COM SEUC02C (REP) (Vote for 1)</b>		
<b>60 ballots (0 over voted ballots, 0 overvotes, 29 undervotes), 71 registered voters, turnout 84.51%</b>		
William McLaughlin	31	100.00%
Total	31	100.00%
Overvotes	0	
Undervotes	29	

<b>REP COUNTY CENTRAL COM SEUC02D (REP) (Vote for 1)</b>		
<b>52 ballots (0 over voted ballots, 0 overvotes, 24 undervotes), 61 registered voters, turnout 85.25%</b>		
Olga Vilenskaya	28	100.00%
Total	28	100.00%
Overvotes	0	
Undervotes	24	

<b>REP COUNTY CENTRAL COM SEUC03A (REP) (Vote for 1)</b>		
<b>32 ballots (0 over voted ballots, 0 overvotes, 23 undervotes), 31 registered voters, turnout 103.23%</b>		
Wayne L. Dancie Sr	9	100.00%
Total	9	100.00%
Overvotes	0	
Undervotes	23	

<b>REP COUNTY CENTRAL COM SEUC03C (REP) (Vote for 1)</b>		
<b>33 ballots (0 over voted ballots, 0 overvotes, 14 undervotes), 43 registered voters, turnout 76.74%</b>		
Tierra Morrison	19	100.00%
Total	19	100.00%
Overvotes	0	
Undervotes	14	

<b>REP COUNTY CENTRAL COM SEUC03D (REP) (Vote for 1)</b>		
<b>100 ballots (0 over voted ballots, 0 overvotes, 51 undervotes), 101 registered voters, turnout 99.01%</b>		
Lucy M. Iemmolo	49	100.00%
Total	49	100.00%
Overvotes	0	
Undervotes	51	

<b>REP COUNTY CENTRAL COM SEUC04C (REP) (Vote for 1)</b>		
<b>22 ballots (0 over voted ballots, 0 overvotes, 5 undervotes), 19 registered voters, turnout 115.79%</b>		
Steven R. Pressman	17	100.00%
Total	17	100.00%
Overvotes	0	
Undervotes	5	

Official Results  
Cuyahoga County, March 19, 2024 Presidential Primary  
All Precincts, All Districts, All Counter Groups, All ScanStations, All Contests, All Boxes  
967 precincts reported out of 967 total  
Total Ballots Cast: 185279, Registered Voters: 873571, Overall Turnout: 21.21%

Page: 47 of 55  
2024-04-09  
08:30:39

Choice	Votes	Vote %
<b>REP COUNTY CENTRAL COM STRNG01D (REP) (Vote for 1)</b>		
<b>280 ballots (0 over voted ballots, 0 overvotes, 116 undervotes), 270 registered voters, turnout 103.70%</b>		
Jim Kaminski	164	100.00%
Total	164	100.00%
Overvotes	0	
Undervotes	116	
<b>REP COUNTY CENTRAL COM STRNG01E (REP) (Vote for 1)</b>		
<b>158 ballots (0 over voted ballots, 0 overvotes, 81 undervotes), 157 registered voters, turnout 100.64%</b>		
Ed Oliveros	77	100.00%
Total	77	100.00%
Overvotes	0	
Undervotes	81	
<b>REP COUNTY CENTRAL COM STRNG01F (REP) (Vote for 1)</b>		
<b>378 ballots (0 over voted ballots, 0 overvotes, 210 undervotes), 334 registered voters, turnout 113.17%</b>		
Rob Winwood	168	100.00%
Total	168	100.00%
Overvotes	0	
Undervotes	210	
<b>REP COUNTY CENTRAL COM STRNG01G (REP) (Vote for 1)</b>		
<b>197 ballots (0 over voted ballots, 0 overvotes, 99 undervotes), 207 registered voters, turnout 95.17%</b>		
Jeanine M. Hammack	98	100.00%
Total	98	100.00%
Overvotes	0	
Undervotes	99	
<b>REP COUNTY CENTRAL COM STRNG02B (REP) (Vote for 1)</b>		
<b>155 ballots (0 over voted ballots, 0 overvotes, 47 undervotes), 139 registered voters, turnout 111.51%</b>		
Thomas F. Patton	108	100.00%
Total	108	100.00%
Overvotes	0	
Undervotes	47	
<b>REP COUNTY CENTRAL COM STRNG02F (REP) (Vote for 1)</b>		
<b>191 ballots (0 over voted ballots, 0 overvotes, 88 undervotes), 197 registered voters, turnout 96.95%</b>		
Shannon M. Burns	103	100.00%
Total	103	100.00%
Overvotes	0	
Undervotes	88	
<b>REP COUNTY CENTRAL COM STRNG02G (REP) (Vote for 1)</b>		
<b>178 ballots (0 over voted ballots, 0 overvotes, 166 undervotes), 178 registered voters, turnout 100.00%</b>		
Write-in	12	100.00%
Total	12	100.00%
Overvotes	0	
Undervotes	166	
<b>REP COUNTY CENTRAL COM STRNG02I (REP) (Vote for 1)</b>		
<b>228 ballots (0 over voted ballots, 0 overvotes, 135 undervotes), 197 registered voters, turnout 115.74%</b>		
James H. Woods	93	100.00%
Total	93	100.00%
Overvotes	0	
Undervotes	135	

Official Results  
Cuyahoga County, March 19, 2024 Presidential Primary  
All Precincts, All Districts, All Counter Groups, All ScanStations, All Contests, All Boxes  
967 precincts reported out of 967 total  
Total Ballots Cast: 185279, Registered Voters: 873571, Overall Turnout: 21.21%

Page: 48 of 55  
2024-04-09  
08:30:39

Choice	Votes	Vote %
--------	-------	--------

**REP COUNTY CENTRAL COM STRNG03A (REP) (Vote for 1)**

**264 ballots (0 over voted ballots, 0 overvotes, 145 undervotes), 277 registered voters, turnout 95.31%**

Roger Riachi	119	100.00%
Total	119	100.00%
Overvotes	0	
Undervotes	145	

**REP COUNTY CENTRAL COM STRNG03B (REP) (Vote for 1)**

**247 ballots (0 over voted ballots, 0 overvotes, 139 undervotes), 239 registered voters, turnout 103.35%**

Carla D. Washko	108	100.00%
Total	108	100.00%
Overvotes	0	
Undervotes	139	

**REP COUNTY CENTRAL COM STRNG03C (REP) (Vote for 1)**

**298 ballots (0 over voted ballots, 0 overvotes, 137 undervotes), 275 registered voters, turnout 108.36%**

Ken McEntee	161	100.00%
Total	161	100.00%
Overvotes	0	
Undervotes	137	

**REP COUNTY CENTRAL COM STRNG03F (REP) (Vote for 1)**

**253 ballots (0 over voted ballots, 0 overvotes, 135 undervotes), 263 registered voters, turnout 96.20%**

Linda Yafanaro	118	100.00%
Total	118	100.00%
Overvotes	0	
Undervotes	135	

**REP COUNTY CENTRAL COM STRNG04B (REP) (Vote for 1)**

**264 ballots (0 over voted ballots, 0 overvotes, 147 undervotes), 277 registered voters, turnout 95.31%**

Bradshaw Rescola	117	100.00%
Total	117	100.00%
Overvotes	0	
Undervotes	147	

**REP COUNTY CENTRAL COM STRNG04D (REP) (Vote for 1)**

**162 ballots (0 over voted ballots, 0 overvotes, 93 undervotes), 146 registered voters, turnout 110.96%**

John Southworth	69	100.00%
Total	69	100.00%
Overvotes	0	
Undervotes	93	

**REP COUNTY CENTRAL COM STRNG04E (REP) (Vote for 1)**

**241 ballots (0 over voted ballots, 0 overvotes, 138 undervotes), 187 registered voters, turnout 128.88%**

Patricia Mroczka	103	100.00%
Total	103	100.00%
Overvotes	0	
Undervotes	138	

**REP COUNTY CENTRAL COM STRNG04F (REP) (Vote for 1)**

**223 ballots (0 over voted ballots, 0 overvotes, 125 undervotes), 210 registered voters, turnout 106.19%**

Carl Wirtz	98	100.00%
Total	98	100.00%
Overvotes	0	
Undervotes	125	



Official Results  
Cuyahoga County, March 19, 2024 Presidential Primary  
All Precincts, All Districts, All Counter Groups, All ScanStations, All Contests, All Boxes  
967 precincts reported out of 967 total  
Total Ballots Cast: 185279, Registered Voters: 873571, Overall Turnout: 21.21%

Page: 49 of 55  
2024-04-09  
08:30:39

Choice	Votes	Vote %
<b>REP COUNTY CENTRAL COM STRNG04G (REP) (Vote for 1)</b>		
<b>241 ballots (0 over voted ballots, 0 overvotes, 143 undervotes), 218 registered voters, turnout 110.55%</b>		
Ethel Maheu	98	100.00%
Total	98	100.00%
Overvotes	0	
Undervotes	143	

<b>REP COUNTY CENTRAL COM UNHT00G (REP) (Vote for 1)</b>		
<b>96 ballots (0 over voted ballots, 0 overvotes, 59 undervotes), 116 registered voters, turnout 82.76%</b>		
Rodger Weiner	37	100.00%
Total	37	100.00%
Overvotes	0	
Undervotes	59	

<b>REP COUNTY CENTRAL COM UNHT00H (REP) (Vote for 1)</b>		
<b>60 ballots (0 over voted ballots, 0 overvotes, 14 undervotes), 82 registered voters, turnout 73.17%</b>		
Michele Weiss	46	100.00%
Total	46	100.00%
Overvotes	0	
Undervotes	14	

<b>REP COUNTY CENTRAL COM UNHT00I (REP) (Vote for 1)</b>		
<b>67 ballots (0 over voted ballots, 0 overvotes, 44 undervotes), 87 registered voters, turnout 77.01%</b>		
Philip Atkin	23	100.00%
Total	23	100.00%
Overvotes	0	
Undervotes	44	

<b>REP COUNTY CENTRAL COM VALV00B (REP) (Vote for 1)</b>		
<b>279 ballots (0 over voted ballots, 0 overvotes, 171 undervotes), 197 registered voters, turnout 141.62%</b>		
Holly L. Thacker	108	100.00%
Total	108	100.00%
Overvotes	0	
Undervotes	171	

<b>REP COUNTY CENTRAL COM WAHT05B (REP) (Vote for 1)</b>		
<b>6 ballots (0 over voted ballots, 0 overvotes, 1 undervotes), 11 registered voters, turnout 54.55%</b>		
Bob Saffold	5	100.00%
Total	5	100.00%
Overvotes	0	
Undervotes	1	

<b>REP COUNTY CENTRAL COM WLKV01A (REP) (Vote for 1)</b>		
<b>230 ballots (0 over voted ballots, 0 overvotes, 97 undervotes), 276 registered voters, turnout 83.33%</b>		
Edward G. Hack	133	100.00%
Total	133	100.00%
Overvotes	0	
Undervotes	97	

<b>REP COUNTY CENTRAL COM WLKV01B (REP) (Vote for 1)</b>		
<b>131 ballots (0 over voted ballots, 0 overvotes, 37 undervotes), 130 registered voters, turnout 100.77%</b>		
Robert F. Bodi	56	59.57%
Christopher M. Corrigan	38	40.43%
Total	94	100.00%
Overvotes	0	
Undervotes	37	

Official Results  
Cuyahoga County, March 19, 2024 Presidential Primary  
All Precincts, All Districts, All Counter Groups, All ScanStations, All Contests, All Boxes  
967 precincts reported out of 967 total  
Total Ballots Cast: 185279, Registered Voters: 873571, Overall Turnout: 21.21%

Page: 50 of 55  
2024-04-09  
08:30:39

Choice	Votes	Vote %
<b>REP COUNTY CENTRAL COM WLKV01C (REP) (Vote for 1)</b>		
<b>226 ballots (0 over voted ballots, 0 overvotes, 102 undervotes), 236 registered voters, turnout 95.76%</b>		
Anthony Grego	124	100.00%
Total	124	100.00%
Overvotes	0	
Undervotes	102	

<b>REP COUNTY CENTRAL COM WLKV01D (REP) (Vote for 1)</b>		
<b>163 ballots (0 over voted ballots, 0 overvotes, 76 undervotes), 160 registered voters, turnout 101.88%</b>		
Michael Killeen	87	100.00%
Total	87	100.00%
Overvotes	0	
Undervotes	76	

<b>REP COUNTY CENTRAL COM WLKV02B (REP) (Vote for 1)</b>		
<b>187 ballots (0 over voted ballots, 0 overvotes, 80 undervotes), 212 registered voters, turnout 88.21%</b>		
Nick C. Nunnari	107	100.00%
Total	107	100.00%
Overvotes	0	
Undervotes	80	

<b>REP COUNTY CENTRAL COM WLKV02C (REP) (Vote for 1)</b>		
<b>144 ballots (0 over voted ballots, 0 overvotes, 66 undervotes), 154 registered voters, turnout 93.51%</b>		
Mark A. Homyak	78	100.00%
Total	78	100.00%
Overvotes	0	
Undervotes	66	

<b>REP COUNTY CENTRAL COM WLKV02D (REP) (Vote for 1)</b>		
<b>130 ballots (0 over voted ballots, 0 overvotes, 70 undervotes), 160 registered voters, turnout 81.25%</b>		
Dan Messina	60	100.00%
Total	60	100.00%
Overvotes	0	
Undervotes	70	

<b>REP COUNTY CENTRAL COM WLKV03A (REP) (Vote for 1)</b>		
<b>160 ballots (0 over voted ballots, 0 overvotes, 91 undervotes), 186 registered voters, turnout 86.02%</b>		
David M. Del Regno	69	100.00%
Total	69	100.00%
Overvotes	0	
Undervotes	91	

<b>REP COUNTY CENTRAL COM WLKV03C (REP) (Vote for 1)</b>		
<b>126 ballots (0 over voted ballots, 0 overvotes, 54 undervotes), 137 registered voters, turnout 91.97%</b>		
Dave Greenspan	72	100.00%
Total	72	100.00%
Overvotes	0	
Undervotes	54	

<b>REP COUNTY CENTRAL COM WLKV04A (REP) (Vote for 1)</b>		
<b>133 ballots (0 over voted ballots, 0 overvotes, 57 undervotes), 156 registered voters, turnout 85.26%</b>		
Michael F. O'Donnell	76	100.00%
Total	76	100.00%
Overvotes	0	
Undervotes	57	

Official Results  
Cuyahoga County, March 19, 2024 Presidential Primary  
All Precincts, All Districts, All Counter Groups, All ScanStations, All Contests, All Boxes  
967 precincts reported out of 967 total  
Total Ballots Cast: 185279, Registered Voters: 873571, Overall Turnout: 21.21%

Page: 51 of 55  
2024-04-09  
08:30:39

Choice	Votes	Vote %
<b>REP COUNTY CENTRAL COM WLKV04B (REP) (Vote for 1)</b>		
<b>172 ballots (0 over voted ballots, 0 overvotes, 79 undervotes), 173 registered voters, turnout 99.42%</b>		
Allen G. Porter Sr	93	100.00%
Total	93	100.00%
Overvotes	0	
Undervotes	79	

<b>REP COUNTY CENTRAL COM WLKV04C (REP) (Vote for 1)</b>		
<b>152 ballots (0 over voted ballots, 0 overvotes, 67 undervotes), 182 registered voters, turnout 83.52%</b>		
Michael Lamb	85	100.00%
Total	85	100.00%
Overvotes	0	
Undervotes	67	

<b>REP COUNTY CENTRAL COM WLKV06B (REP) (Vote for 1)</b>		
<b>164 ballots (0 over voted ballots, 0 overvotes, 48 undervotes), 198 registered voters, turnout 82.83%</b>		
Nan Baker	116	100.00%
Total	116	100.00%
Overvotes	0	
Undervotes	48	

<b>REP COUNTY CENTRAL COM WLKV06C (REP) (Vote for 1)</b>		
<b>169 ballots (0 over voted ballots, 0 overvotes, 82 undervotes), 197 registered voters, turnout 85.79%</b>		
Mark R. Getsay	87	100.00%
Total	87	100.00%
Overvotes	0	
Undervotes	82	

<b>REP COUNTY CENTRAL COM WLKV06D (REP) (Vote for 1)</b>		
<b>183 ballots (0 over voted ballots, 0 overvotes, 40 undervotes), 216 registered voters, turnout 84.72%</b>		
Dennis M. Clough	143	100.00%
Total	143	100.00%
Overvotes	0	
Undervotes	40	

<b>1 Brecksville-00-D Local Liquor Option (Vote for 1)</b>		
<b>351 ballots (0 over voted ballots, 0 overvotes, 12 undervotes), 1103 registered voters, turnout 31.82%</b>		
Yes	278	82.01%
No	61	17.99%
Total	339	100.00%
Overvotes	0	
Undervotes	12	

<b>2 Brecksville-00-J Local Liquor Option (Vote for 1)</b>		
<b>287 ballots (0 over voted ballots, 0 overvotes, 23 undervotes), 873 registered voters, turnout 32.88%</b>		
Yes	199	75.38%
No	65	24.62%
Total	264	100.00%
Overvotes	0	
Undervotes	23	

<b>3 Brecksville-00-J Local liquor Option Sunday Sales (Vote for 1)</b>		
<b>287 ballots (0 over voted ballots, 0 overvotes, 18 undervotes), 873 registered voters, turnout 32.88%</b>		
Yes	202	75.09%
No	67	24.91%
Total	269	100.00%
Overvotes	0	
Undervotes	18	

Official Results  
Cuyahoga County, March 19, 2024 Presidential Primary  
All Precincts, All Districts, All Counter Groups, All ScanStations, All Contests, All Boxes  
967 precincts reported out of 967 total  
Total Ballots Cast: 185279, Registered Voters: 873571, Overall Turnout: 21.21%

Page: 52 of 55  
2024-04-09  
08:30:39

Choice	Votes	Vote %
<b>4 Chagrin Falls Charter Amendment Postings on Website (Vote for 1)</b>		
<b>904 ballots (1 over voted ballots, 1 overvotes, 87 undervotes), 3485 registered voters, turnout 25.94%</b>		
Yes	753	92.28%
No	63	7.72%
Total	816	100.00%
Overvotes	1	
Undervotes	87	
<b>5 Chagrin Falls Charter Amendment Public Bidding (Vote for 1)</b>		
<b>904 ballots (0 over voted ballots, 0 overvotes, 122 undervotes), 3485 registered voters, turnout 25.94%</b>		
Yes	660	84.40%
No	122	15.60%
Total	782	100.00%
Overvotes	0	
Undervotes	122	
<b>6 Chagrin Falls Charter Amendment Architectural (Vote for 1)</b>		
<b>904 ballots (0 over voted ballots, 0 overvotes, 63 undervotes), 3485 registered voters, turnout 25.94%</b>		
Yes	700	83.23%
No	141	16.77%
Total	841	100.00%
Overvotes	0	
Undervotes	63	
<b>7 Euclid Charter Amendment Gender Neutral Language (Vote for 1)</b>		
<b>5823 ballots (2 over voted ballots, 2 overvotes, 562 undervotes), 33893 registered voters, turnout 17.18%</b>		
Yes	2461	46.80%
No	2798	53.20%
Total	5259	100.00%
Overvotes	2	
Undervotes	562	
<b>8 Euclid Charter Amendment Council Residency (Vote for 1)</b>		
<b>5823 ballots (1 over voted ballots, 1 overvotes, 394 undervotes), 33893 registered voters, turnout 17.18%</b>		
Yes	4918	90.60%
No	510	9.40%
Total	5428	100.00%
Overvotes	1	
Undervotes	394	
<b>9 Euclid Charter Amendment Councilperson Removal (Vote for 1)</b>		
<b>5823 ballots (1 over voted ballots, 1 overvotes, 617 undervotes), 33893 registered voters, turnout 17.18%</b>		
Yes	2815	54.08%
No	2390	45.92%
Total	5205	100.00%
Overvotes	1	
Undervotes	617	
<b>10 Euclid Charter Amendment Mayor Residency (Vote for 1)</b>		
<b>5823 ballots (0 over voted ballots, 0 overvotes, 431 undervotes), 33893 registered voters, turnout 17.18%</b>		
Yes	4621	85.70%
No	771	14.30%
Total	5392	100.00%
Overvotes	0	
Undervotes	431	
<b>11 Euclid Charter Amendment Procedures (Vote for 1)</b>		
<b>5823 ballots (1 over voted ballots, 1 overvotes, 625 undervotes), 33893 registered voters, turnout 17.18%</b>		
Yes	3647	70.18%

MAR24PRI

Official Results  
Cuyahoga County, March 19, 2024 Presidential Primary  
All Precincts, All Districts, All Counter Groups, All ScanStations, All Contests, All Boxes  
967 precincts reported out of 967 total  
Total Ballots Cast: 185279, Registered Voters: 873571, Overall Turnout: 21.21%

Page: 53 of 55  
2024-04-09  
08:30:39

Choice	Votes	Vote %
No	1550	29.82%
Total	5197	100.00%
Overvotes	1	
Undervotes	625	

**12 Independence-00-D Local Liquor Option (Vote for 1)**

**326 ballots (0 over voted ballots, 0 overvotes, 19 undervotes), 1028 registered voters, turnout 31.71%**

Yes	264	85.99%
No	43	14.01%
Total	307	100.00%
Overvotes	0	
Undervotes	19	

**13 Lakewood-04- J Local Liquor Option (Vote for 1)**

**124 ballots (0 over voted ballots, 0 overvotes, 7 undervotes), 880 registered voters, turnout 14.09%**

Yes	96	82.05%
No	21	17.95%
Total	117	100.00%
Overvotes	0	
Undervotes	7	

**14 Orange Zoning Amendment (Vote for 1)**

**936 ballots (0 over voted ballots, 0 overvotes, 28 undervotes), 2908 registered voters, turnout 32.19%**

Yes	556	61.23%
No	352	38.77%
Total	908	100.00%
Overvotes	0	
Undervotes	28	

**15 Parma-01- B Local Liquor Option (Vote for 1)**

**220 ballots (0 over voted ballots, 0 overvotes, 6 undervotes), 822 registered voters, turnout 26.76%**

Yes	143	66.82%
No	71	33.18%
Total	214	100.00%
Overvotes	0	
Undervotes	6	

**16 Parma-01- B LLO Sunday Sales (Vote for 1)**

**220 ballots (0 over voted ballots, 0 overvotes, 6 undervotes), 822 registered voters, turnout 26.76%**

Yes	138	64.49%
No	76	35.51%
Total	214	100.00%
Overvotes	0	
Undervotes	6	

**17 Parma-09- C LLO Sunday Sales (Vote for 1)**

**275 ballots (0 over voted ballots, 0 overvotes, 5 undervotes), 1202 registered voters, turnout 22.88%**

Yes	227	84.07%
No	43	15.93%
Total	270	100.00%
Overvotes	0	
Undervotes	5	

**18 Parma-09- D Local Liquor Option (Vote for 1)**

**304 ballots (0 over voted ballots, 0 overvotes, 18 undervotes), 1164 registered voters, turnout 26.12%**

Yes	205	71.68%
No	81	28.32%

Official Results

Page: 54 of 55

Cuyahoga County, March 19, 2024 Presidential Primary

2024-04-09

All Precincts, All Districts, All Counter Groups, All ScanStations, All Contests, All Boxes

08:30:39

967 precincts reported out of 967 total

Total Ballots Cast: 185279, Registered Voters: 873571, Overall Turnout: 21.21%

Choice	Votes	Vote %
Total	286	100.00%
Overvotes	0	
Undervotes	18	

**19 Seven Hills Proposed Tax Levy (Vote for 1)**

**2970 ballots (1 over voted ballots, 1 overvotes, 91 undervotes), 9036 registered voters, turnout 32.87%**

For the Tax Levy	2108	73.25%
Against the Tax Levy	770	26.75%
Total	2878	100.00%
Overvotes	1	
Undervotes	91	

**20 Strongsville Zoning (Vote for 1)**

**11855 ballots (3 over voted ballots, 3 overvotes, 778 undervotes), 33506 registered voters, turnout 35.38%**

Yes	6590	59.51%
No	4484	40.49%
Total	11074	100.00%
Overvotes	3	
Undervotes	778	

**21 Brooklyn CSD Bond Issue (Vote for 1)**

**1831 ballots (0 over voted ballots, 0 overvotes, 57 undervotes), 7408 registered voters, turnout 24.72%**

For the Bond Issue	891	50.23%
Against the Bond Issue	883	49.77%
Total	1774	100.00%
Overvotes	0	
Undervotes	57	

**22 Cuyahoga Hts LSD Tax Levy (Vote for 1)**

**1533 ballots (0 over voted ballots, 0 overvotes, 25 undervotes), 3041 registered voters, turnout 50.41%**

For the Tax Levy	792	52.52%
Against the Tax Levy	716	47.48%
Total	1508	100.00%
Overvotes	0	
Undervotes	25	

**23 Garfield Hts CSD Tax Levy (Vote for 1)**

**2809 ballots (1 over voted ballots, 1 overvotes, 107 undervotes), 16641 registered voters, turnout 16.88%**

For the Tax Levy	1278	47.32%
Against the Tax Levy	1423	52.68%
Total	2701	100.00%
Overvotes	1	
Undervotes	107	

**24 Richmond Hts LSD Bond Issue and Tax Levies (Vote for 1)**

**2270 ballots (0 over voted ballots, 0 overvotes, 112 undervotes), 7162 registered voters, turnout 31.70%**

For the Bond Issue and Levies	660	30.58%
Against the Bond Issue and Levies	1498	69.42%
Total	2158	100.00%
Overvotes	0	
Undervotes	112	

**25 Strongsville CSD Tax Levy (Vote for 1)**

**11855 ballots (3 over voted ballots, 3 overvotes, 143 undervotes), 33506 registered voters, turnout 35.38%**

For the Tax Levy	5660	48.34%
Against the Tax Levy	6049	51.66%

Official Results  
Cuyahoga County, March 19, 2024 Presidential Primary  
All Precincts, All Districts, All Counter Groups, All ScanStations, All Contests, All Boxes  
967 precincts reported out of 967 total  
Total Ballots Cast: 185279, Registered Voters: 873571, Overall Turnout: 21.21%

Page: 55 of 55  
2024-04-09  
08:30:39

Choice	Votes	Vote %
Total	11709	100.00%
Overvotes	3	
Undervotes	143	

**26 Cuyahoga Cty HHS Tax Levy (Vote for 1)**

**184855 ballots (44 over voted ballots, 44 overvotes, 7366 undervotes), 873571 registered voters, turnout 21.16%**

For the Tax Levy	126303	71.18%
Against the Tax Levy	51142	28.82%
Total	177445	100.00%
Overvotes	44	
Undervotes	7366	

March 19, 2024 Presidential Primary Election  
Official Write-In Results

\* Winner

STATE REP 20TH DISTRICT (DEM)	
Terrence Upchurch*	1832
Nathaniel Cory Hartfield	25
Invalid	693

STATE REP 18TH DISTRICT (REP)	
Justyn Anderson*	128
Invalid	156

STATE REP 21ST DISTRICT (REP)	
Joshua Malovasic*	301
Invalid	234

STATE REP 22ND DISTRICT (REP)	
Milan Wesley*	120
Invalid	121

CUYAHOGA COUNTY PROSECUTING ATTORNEY (REP)	
Anthony Alto*	3639
Invalid	3667

COUNTY COUNCIL DISTRICT 2 (REP)	
Chris Breninghouse*	286
Invalid	265

COUNTY COUNCIL DISTRICT 10 (REP)	
Stacey Renee White*	159
Invalid	105

COUNTY CENTRAL COM ECLE03A (REP)	
Javan Jackson*	1
Invalid	0

COUNTY CENTRAL COM ECLE03B (REP)	
Phyllis A. Mosley*	1
Invalid	0

COUNTY CENTRAL COM RIHT01A (REP)	
Maria Hurst*	3
Invalid	3

COUNTY CENTRAL COM STRNG02G (REP)	
James Irvine*	5
Invalid	7



March 19, 2024 Presidential Primary General Election  
Overlapping District Races - Official Results

REPRESENTATIVE TO CONGRESS 7th DISTRICT (DEM)					
(Vote for 1)	Total	Cuyahoga	Holmes	Medina	Wayne
Doug Bugie	7,540	5,071	31	1,799	639
Matt Diemer*	33,765	25,797	61	5,775	2,132

REPRESENTATIVE TO CONGRESS 7th DISTRICT (REP)					
(Vote for 1)	Total	Cuyahoga	Holmes	Medina	Wayne
Max Miller*	62,075	31,527	650	18,656	11,242

Issue 25 - Strongsville CSD Tax Levy			
(Vote for not more than 1)	Total	Cuyahoga	Lorain
For the Tax Levy	5,682	5,660	22
Against the Tax Levy*	6,061	6,049	12

\* winner of race

# Agenda Item #3

### Agenda Item #3:

Acknowledgment of the date, time, and place of  
the post-election audit for the March 19, 2024,  
Presidential Primary Election

# Agenda Item

#4

## Petition Criteria

Prior to circulating petitions, the Cuyahoga County Board of Elections (CCBOE) will provide candidates who pull petitions from the CCBOE with general information regarding what needs to appear on petitions as well as information about the process of filing. Additionally, candidates are directed to review the Secretary of State's (SOS) free publications, especially the [Ohio Candidate Requirement Guide](#).

*It is critical that candidates review the municipal charter for the jurisdictions they are seeking prior to circulating petitions.* Not every municipality has the same petition criteria. The Law Department for each municipality is the subject matter expert for their municipality's charter.

If duplicate signatures are received in municipalities with elector signature limitations, the official petition filing timestamp is utilized to rank the order of petitions received. This timestamp and not the date the elector signed the petition will be reviewed to process duplicate signatures on multiple candidate petition filings.

## No Petition Pre-Checks

Pursuant to SOS Directive<sup>1</sup>, no board of elections shall pre-check any petition to determine the petition's validity and sufficiency before such time as the original petition has been filed, along with the appropriate filing fee, with a board of elections, the SOS Office, or other public office as provided by law.

While pre-checks may appear to be a public service that potential candidates might rely on to improve their chances of being certified to the ballot, pre-checks provide a false sense of security for candidates and issue groups. It is a well-established principle of Ohio election law that the candidate is solely responsible for ensuring that his or her own petition satisfies the requirements of law. Candidates and issue groups are obligated to investigate, learn, and know the law governing the election process.

---

<sup>1</sup> <https://www.sos.state.oh.us/globalassets/elections/directives/2022/eom/dir2022-17-ch13.pdf>

## Official Time and Location of Filing

The CCBOE accepts petition filings at its offices at 2925 Euclid Avenue, Cleveland, OH 44115. To be considered as timely filed, candidates must obtain an official CCBOE timestamp no later than 4:00 p.m. on the date of the filing deadline. The timestamp clock(s) located in the CCBOE's Candidate and Petition Services Department holds the official time for petition filings.

Simply being on the Board's property (e.g., CCBOE parking lot) prior to the time of the filing deadline does not constitute a timely filing. Candidates' petitions must contain an official timestamp on or before the time of the filing deadline to be considered timely filed.

Petition filings will be accepted through mail/delivery service; however, the petition must arrive at the CCBOE offices by 4:00 p.m. on the date of the filing deadline with the applicable filing fee. A postmark is not a timestamp for the purpose of determining if a petition is timely filed. Any petition received via mail/delivery service without the applicable filing fee is considered an incomplete petition filing.

**No petition filed *in person* shall be timestamped or accepted for filing after 4:00 p.m. on the date of the filing deadline.**

## Initiative, Referendum, and Recall Petitions for Signature Review<sup>2</sup>

General law provides that signatures on petitions for local ballot initiatives, referendums, and recalls of elected officials are to be reviewed by the Board of Elections for validity and sufficiency. However, sometimes local villages and cities adopt in their charters provisions that require other public officers of their municipalities to fulfill the responsibility of certifying the validity and sufficiency of the petition. For those instances in which the responsibility does not rest with the CCBOE to certify the validity and sufficiency of the petition, the city or village may still consult the Board of Elections to assist in said determination. Such assistance may include, but is not limited to, reviewing signatures, attesting to the number of valid and invalid signatures contained in the petition, and reviewing the petition for general compliance according to the relevant statutes of the State of Ohio.

Reviews of signatures and petitions are conducted in accordance with standardized practices and protocols conforming with state laws and directives, and in consultation with the municipality requesting assistance. Any assistance that the CCBOE's staff provides under these protocols is believed accurate but not guaranteed. Those consulting with the CCBOE on the validity and sufficiency of petitions do so at their own risk. The CCBOE makes no warranties regarding the accuracy, adequacy, completeness, legality, reliability, or usefulness of any information provided regarding the validity and sufficiency of petitions that the CCBOE does not certify itself.

---

<sup>2</sup> LaRose, Frank. "Chapter 6: Municipal and Township Initiative and Referendum; and Chapter 11: Advisory Elections, Recall and Removal." Two chapters in *Ohio Questions and Issues Handbook*, 53-65 and 127-130. Columbus, OH: Ohio Secretary of State, 2023.

Agenda Item

#5

**Resolution No. R2024-04-09-FIS-C**

WHEREAS, the Cuyahoga County Fiscal Office (CCFO) requires the Cuyahoga County Board of Elections (CCBOE) to provide multiple documents to the CCFO to facilitate the procurement and subsequent accounts payable functions associated with CCBOE contracts for goods and services from vendors. The Resolution is necessary for the CCBOE to continue to provide for the usual operational services critical to election administration.

RESOLVED, that the Cuyahoga County Board of Elections hereby authorizes the Director, on behalf of the Board, to undertake all actions necessary to procure and subsequently pay the items identified as the amended purchase of a new Agilis and the software maintenance to include the shipping cost in an amount not to exceed \$401,500.00 (Exhibit D Attached).

RESOLVED, this Resolution shall take effect and be in force immediately upon receiving the affirmative vote of a quorum of members of the CCBOE. All formal actions of this Board relating to the adoption of this Resolution were adopted in an open meeting of the Board, open to the public, and in compliance with all legal requirements of the Ohio Revised Code.

FURTHER RESOLVED, the Director and Chair are authorized to authenticate this resolution upon adoption through their signatures thereon, and the Director is instructed to transmit copies of this resolution to those individuals deemed necessary to effectuate the intent of its adoption.

Board Meeting Date: April 9, 2024

Agenda Item: Fiscal Services A

Vendor: Runbeck Election Services

Motion: (as presented on the agenda with any edits made during the meeting)

Motion made by: ----- Chairman Curtis

Motion seconded by: ----- Board Member Davis Chappell

Henry F Curtis, IV, Chairman	<input checked="" type="checkbox"/> Yay	<input type="checkbox"/> Nay
Inajo Davis Chappell, Member	<input checked="" type="checkbox"/> Yay	<input type="checkbox"/> Nay
Lisa M. Stickan, Member	<input checked="" type="checkbox"/> Yay	<input type="checkbox"/> Nay
Terence McCafferty, Member	<input type="checkbox"/> Yay	<input type="checkbox"/> Nay Absent

Resolution adopted at the Cuyahoga County Board of Elections meeting on 9th  
April 2024

Signature of Chairman Henry F Curtis, IV

Signature of Director Amelia



## EXHIBIT D-1

(Amendment 1 to sale and purchase agreement by and between Cuyahoga County, and Runbeck Election Services, LLC)

County is currently on possession of:

**Agilis Sorting System** (Serial # 2106 Purchased 11/2019)

System consists of:

- Agilis Sorting System
- 3 Stackers, 12 pockets
- 3 Label printer
- Auto Thickness Detect
- Agilis Sorting Software
- 1 Automatic Opener
- 7 Additional Stackers (purchased 2020 and 2021)

### Invoice Schedule

Invoice To: Cuyahoga County  
2925 Euclid Avenue  
Cleveland, OH 44115  
Attention: Anthony Perlatti  
Director of Elections

Contract Period (June 1, 2024 to May 31, 2027)

### FOR INVOICING PURPOSES:


License Fees, Maintenance and Support Type of Service	Year 5 (2024-2025)	Year 6 (2025-2026)	Year 7 (2026-2027)
Agilis Standard Set (Unit #2)	\$ 275,000.00		
Additional Stacker (x2 at \$30,000)	\$ 60,000.00		
Agilis Tray Tag Printer	\$ 2,500.00		
Training/ Installation	\$ 7,500.00		
Set up and Integration	Included		
Shipping	\$ 6,500.00 (not-to-exceed)		
Agilis License & Maintenance Fee* (Unit #1 – Serial Number 2106)	\$ 35,000.00	\$ 36,050.00	\$ 37,131.50
Agilis License & Maintenance Fee* (Unit #2 – Serial Number TBD)	\$ 35,000.00	\$ 36,050.00	\$ 37,131.50
Multiple Unit County Discount (\$10,000.00/unit)	<\$ 20,000.00>	<\$ 20,000.00>	<\$ 20,000.00>
<b>Total</b>	\$ 401,500.00	\$ 52,100.00	\$ 54,263.00

#### NOTES

Any applicable taxes are the sole responsibility of the Client

\*Subject to an annual fee adjustment of three percent (3%), per Exhibit B and Exhibit C (Changed from five (5%) percent to three (3%)). The 3% annual fee adjustment is built into the above numbers.

# Walk-on Agenda Item



# PUBLIC RECORDS INSPECTION PROTOCOLS

Executive Office

## Overview

The Cuyahoga County Board of Elections (CCBOE) adheres to Ohio's Sunshine Laws<sup>1</sup> published by the Ohio Attorney General regarding the processing of requests to inspect public records in its custody. Pursuant to Ohio Revised Code § 3501.13<sup>2</sup>, the CCBOE has adopted reasonable criteria for inspection of public records that facilitates its lawful requirements while maintaining agency operations and preserving the sanctity of records in its custody.

## R.C. 3501.13 and Reasonable Regulations

Ohio Revised Code § 3501.13 grants the CCBOE's records special treatment beyond the general public records law. Specifically, Ohio Revised Code § 3501.13 provides that:

Except as otherwise provided by state or federal law, the records of the board and papers and books filed in its office are public records and ***open to inspection under such reasonable regulations as shall be established by the board.***

To preserve the records of the Board while facilitating public access to information, the CCBOE affirms its records are open to public inspection pursuant to the following regulations:

- A. The inspection may only take place Monday through Friday during normal office hours.
- B. Those performing the inspection in non-public areas must conspicuously wear Board-supplied credentials and only access those areas that were previously authorized. The Director may limit the number of individuals conducting an inspection of a given record series at any given time.
- C. The Director may require advance notice of the inspection identifying the individuals performing the inspection and the planned days and times when they will conduct an inspection.
- D. Once an inspection commences, it must proceed continuously until completion.
- E. The CCBOE shall maintain control over the records throughout the inspection.

The director may modify these regulations based on the particular circumstances to facilitate the public's access to information while preserving the Board's records, facilities and operations.

<sup>1</sup> <https://www.ohioattorneygeneral.gov/Legal/Sunshine-Laws>

<sup>2</sup> <https://codes.ohio.gov/ohio-revised-code/section-3501.13>