



CUYAHOGA COUNTY
BOARD OF ELECTIONS

Henry F Curtis, IV, Chairman

Anthony W. Perlatti, Director

Inajo Davis Chappell, Board Member

Anthony Kaloger, Deputy Director

Terence M. McCafferty, Board Member

Lisa M. Stickan, Board Member

MEETING AGENDA

December 10, 2024

2:00 p.m.

THE PLEDGE OF ALLEGIANCE

ADMINISTRATIVE

1. Approval of the minutes from the November 1, 2024, November 15, 2024, and November 20, 2024, Board Meetings.
2. Acknowledgment of the disposal of Electronic Pollbooks
3. Discussion of absentee ballot for Gene Faubel from the November 5, 2024, Presidential General Election

BALLOT

4. Certification of the Amended Official Results of the November 5, 2024, Presidential General Election
5. Certification of Recounts from the November 5, 2024, Presidential General Election
6. Acknowledgment of the post-election audit for the November 5, 2024, Presidential General Election will be conducted at the Board of Elections Tabulation Center, 3951 Perkins Avenue, Cleveland, Ohio 44114 beginning on December 11, 2024, at 9:30 a.m.
7. Acknowledgment of the Official Results of the November 5, 2024, Kids Ballots

CANDIDATE & PETITION SERVICES

8. Acknowledgment of the Early In-Person Voting PEO Performance Report from the November 5, 2024, Presidential General Election

HUMAN RESOURCES

9. Approval of the personnel agenda

NEW BUSINESS

- November 5, 2024, Presidential General Election by the Numbers

PUBLIC COMMENT¹

EXECUTIVE SESSION

Discussion of personnel issues (to consider the appointment, employment, dismissal, discipline, promotion, demotion, or compensation of a public employee or official) and disputes involving the public body that are the subject of pending or imminent court action.

Video of this meeting can be viewed at <https://www.youtube.com/CuyahogaCountyBOE>

¹Please email mbejjani@cuyahogacounty.gov or dwhite1@cuyahogacounty.gov with your name and the nature of your comment so we can fully assist you.

2024 Board Meeting Schedule

December 2024

Tuesday, December 10th @2:00 p.m. December Board Meeting

2025 Board Meeting Schedule

January 2025

Tuesday, January 14th @9:30 a.m. January Board Meeting

February 2025

Tuesday, February 18th @9:30 a.m. Certification of candidates and issues for the May 6, 2025 Primary Election

March 2025

Wednesday, March 5th @9:30 a.m. Reorganization of the Board

Monday, March 10th @9:30 a.m. Certification of remaining issues, write-ins, and Berea Candidates for the May 6, 2025 Primary Election

April 2025

Tuesday, April 15th @9:30 a.m. April Board Meeting

May 2025

Monday, May 5th @9:30 a.m. Meeting for the
May 6, 2025 Primary Election

Tuesday, May 6th ELECTION DAY May 6, 2025 Primary Election Day

Monday, May 19th @ 9:30 a.m. Provisional Verification of the May 6, 2025 Primary Election
Certification of Issues for the August 5, 2025 Special Election

Tuesday, May 27th @ 9:30 a.m. Certification of the May 6, 2025 Primary Election

Agenda Item

#1

VOTE CUYAHOGA COUNTY BOARD OF ELECTIONS

Board Meeting November 1, 2024

Attending:

Henry F Curtis, IV, Chairman
Inajo Davis Chappell, Board Member
Terence M. McCafferty, Board Member
Lisa M. Stickan, Board Member
Anthony Perlatti, Director
Anthony Kaloger, Deputy Director
Mark R. Musson, Assistant Prosecutor, Cuyahoga County

Mary Bejjani, Clerk to the Board
Skip White, Clerk to the Board

The Cuyahoga County Board of Elections Meeting began at 9:30 a.m. Hereinafter referred to as the CCBOE/Board. Chairman Curtis noted that all Board Members were in attendance.

Agenda Item 1: Approval of the minutes from the October 8, 2024, Board Meeting

Chairman Curtis moved to approve the minutes from the October 8, 2024, Board Meeting; Board Member Davis Chappell seconded. The motion passed.

Agenda Item 2: Approval of the updated CCBOE Signature Stamp Policy

Director Perlatti stated that in 2022 the Board adopted a Signature Stamp Policy. The updated policy would allow for the generation of the Director's electronic signature on certain documents, such as the annual oath of office for all employees.

Chairman Curtis moved to approve the updated CCBOE Signature Stamp Policy; Board Member Davis Chappell seconded. The motion passed.

Agenda Item 3: Approval of the updated Vote-by-Mail Ballot Collection Program Outside the Board Office

Director Perlatti stated that this updated plan extends the Ballot Collection Program hours through Monday, November 4 and Tuesday, November 5 from 12:00 p.m. to 7:30 p.m.

Member Davis Chappell stated that this morning she heard a reporter on Ideastream announce that voters needed to come inside the Board of Elections building to drop off a ballot other than your own, indicating that they are not aware of the off-site collection that is permitted of those forms. She stated that the CCBOE needs

Narrative that is underlined in the CCBOE minutes relates to a motion that was acted on by the Board.

to get the message out that people may complete the 12-P form outside with the Ballot Collection Program. She requested that staff reach out to correct that erroneous information.

Mike West, Manager, Community Outreach, stated that immediately after the Board Meeting he will reach out to Ideastream for clarification of details regarding the Ballot Collection Program. That and other information will be reiterated during an upcoming Facebook Live and a news conference on Monday.

Chairman Curtis moved to approve the updated Vote-by-Mail Ballot Collection Program Outside the Board Office; Board Member Davis Chappell seconded. The motion passed.

NEW BUSINESS

November 5, 2024, Presidential General Election Update:

Member Davis Chappell inquired about an update regarding how many Cuyahoga County voters had been referred to the Prosecutor's office for illegal voting or illegal registration to determine whether there was a problem in Cuyahoga County.

Mr. Musson advised that the Prosecutor's office to date has received five referrals from the Attorney General through the Bureau of Criminal Investigation and have obtained one indictment. Decisions are forthcoming on the remaining four. The subjects of the indictments are primarily long-term permanent legal residents that have crossed the line into activity that is not related to their status in the country. In October, the Attorney General announced that his office directly secured six indictments throughout the state -- one of which was in Cuyahoga County -- but that indictment has been dismissed since it was discovered that individual was deceased.

Board Member Chappell stated that she wanted to make sure there was not an inordinate number in Cuyahoga County. Mr. Musson stated that the five individuals includes registering to vote illegally and illegal voting.

Board Member Davis Chappell requested an update regarding a pending case she was concerned would create an additional requirement for voting location managers. She wanted to make sure that voting location managers know exactly which forms they must before Tuesday.

Mr. Musson advised that the Secretary of State issued a revised form 10-U in October that was challenged by a number of plaintiffs from a 2006 case that enjoined an old law, which is the challenge to a voter at the polling station on their right to vote. The judge rejected this attempt to reinvoke that old injunction as applied to this new form. Part of that decision was that the court holds the defendant to its representation in the opposition memorandum that only persons who specifically present a form of photo identification with a non-citizen designation or otherwise unauthorized form of photo identification are required to present additional proof of citizenship. The court said that a person's fundamental rights to vote are not implicated because the voting managers will only use that 10-U form to challenge someone's citizenship status if the photo identification they present indicates they are not a citizen.

Director Perlatti stated that non-citizens being ineligible to vote is not new, but what has changed recently is having a non-citizen designation on the back of a driver's license. A notation used to be on the front that would

say non-transferable and that would mean that person was not a citizen. The Secretary of State provides weekly emails with updates on the non-citizen voting form. The CCBOE has trained its poll workers to read a driver's license. Should a poll worker see a non-citizen designation, the check-in operator at the electronic poll book will guide the voter go to the voter assistance table, at which point the voting location manager and deputy voting location manager would engage the voter through the process with the 10-U form. This process includes asking several questions and if they have a certificate showing their citizenship or a naturalized parent they can take an oath saying my parent is a citizen and ultimately the voter and voting location manager would sign it and vote provisionally. If the voter has their certificate of citizenship or took the oath they would get a regular ballot. Otherwise they would be provided a provisional ballot and have the opportunity to cure the ballot post-election.

Director Perlatti stated that a simple document at the check-in table serves as a last-minute reminder for poll workers that lists acceptable and unacceptable identification.

Member McCafferty questioned what would happen if there were an issue with the drop-box. Director Perlatti stated that CCBOE staff knows who was sent a ballot and which ballots were received. The drop-box has a fire-suppression system, however, the contents of the drop-box are unknown until it is emptied. The CCBOE would utilize its media resources to inform voters who dropped ballots in the drop-box between specific dates to use the Track My Ballot tool on the CCBOE website and to reemphasize that provisional voting is available.

Chairman Curtis wished to be clear that there had not been an incident with the CCBOE drop-box but that the agency has a plan in the unlikely event of one.

Member McCafferty stated that a voter suggested that having estimated waiting times on the CCBOE website would be useful. Director Perlatti explained that would be useful information but the challenge is that the waiting time could fluctuate widely in a short amount of time.

Member Davis Chappell stated that another concern that was raised was to make sure that poll workers are parking away from the main entrance to the polling location so that the easiest parking may be available for voters. Chairman Curtis stated that has been a long-standing aspect of poll worker training, however, some of the locations with a lot of precincts requires more poll workers.

Director Perlatti stated that regardless of size, the polling locations are unique. Poll workers are advised to park the furthest away from the polling location entrance.

Moving on with the report, Director Perlatti advised that the CCBOE has hired and trained 450 poll workers who are assigned to specific locations and an additional 200 stand-by poll workers that will be assigned as needed on Election Day.

Single-precinct polling locations will have at least 8 poll workers, which is more than the required four; two-precinct locations will have at least 10 poll workers. Locations with higher historical turnout were allocated additional resources.

A poll worker will be positioned at every scanner in polling locations because of the three-page ballots. This method was utilized successfully during Early In-Person voting. Every voter needs to know that ballots may be inserted in any orientation but they must wait for the “thank you” message before inserting the next page to avoid jams.

Poll workers will also remind voters at the check-in station that Issue 1 begins on page 4 and concludes on page 5.

Director Perlatti stated that the vote-by-mail application deadline was Tuesday at 8:30 p.m. The CCBOE received over 179,220 applications and all ballots have been sent to voters. 133,265 ballots have been received through yesterday -- a 74% return rate. Historically the return rate is 90%, which means about 28,000 ballots are yet to be returned.

That return rate would equate to about 161,000 vote-by-mail ballots this cycle. The VBM turnout is lower than anticipated. The CCBOE had 192,761 ballots returned by mail in 2016 and this year have not even received that many applications. Staff anticipates more people going to the polls for this election. The Ballot Department has scanned about 110,000 of the 133,000 returned ballots and is working every day to scan the ballots they are receiving.

Director Perlatti explained that the three-page ballot has had a major impact on all aspects of administering the election but staff is hitting its marks.

Member Davis Chappell stated that the public should be aware that votes are not being tabulated but instead are being prepped as required by the Secretary of State.

Chairman Curtis stated that the CCBOE counts VBM ballots first but are not tabulated because the results must be unknown before the polls on Election Night. The first results reported on Election Night are available so quickly because they have been working for days to process them. Director Perlatti explained that the first thing reported on Election Night is VBM results because staff has collected information until 7:30 p.m. when it goes through the tabulation software and processes.

Member McCafferty questioned the process for EIP scanners. Director Perlatti advised that when EIP voting concludes this Sunday at 5:00 p.m. the scanners will be sealed and subsequently picked up by the Ballot Department. After the polls close on Election Night the Ballot Department will conduct the poll closing processes on the EIP scanners and tabulate the results.

Moving on with the report, Director Perlatti stated that through yesterday 53,256 people had voted EIP and the total is anticipated to grow to over 60,000 which would be a Cuyahoga County record. Member Davis Chappell stated that she has gotten good feedback from voters about the process and CCBOE staff.

The CCBOE still anticipates 70% turnout in this election despite the decrease for VBM. Staff anticipates some voters changing the manner in which they vote from VBM to the polls. In order to ensure an adequate number of ballots are supplied at polling locations, staff examined per precinct turnout data from past elections and

applied it to today's registration numbers with a 20% increase. Additionally, a supplemental order of 27,000 ballots was placed that will be available at the CCBOE for a bipartisan team to transport polling places.

Upon the conclusion of voting on Election Day, every polling location should have at least 50 ballots that were not needed. Each polling location should have at least two unopened ballot packs that contain a 66-ballot cushion. Should that not be enough, more ballots may be printed on demand. Ballot quantity will be monitored on Election Day in real time and staff will be ready to deploy ballots as needed.

Member Davis Chappell inquired whether there was a way for poll workers to see when the ballot supply is getting low. Director Perlatti explained that when 70% of a polling location's ballots have been used there is a paper insert in the ballot pack advising the poll worker to notify the polling place. Staff may already be aware of that due to data monitoring. Some of the challenges experienced in November 2023 led to an extra step that was implemented in March 2024 that continues this election.

Deputy Director Kaloger emphasized the logistical challenges associated with the three-page ballot. One ballot pack contains 100 sheets of paper, meaning for this election each pack contains 33 ballots. To keep each bag a reasonable weight for poll workers to manage, only so many packs are placed inside each bag. Tiers have been created to get additional ballots out when necessary.

Member Davis Chappell inquired whether staff has had conversations with the Post Office regarding their management of VBM mail. Director Perlatti advised that the Post Office has raised potential issues with the weight or volume of ballots in their processes. A kickoff meeting was held with Cuyahoga County, Midwest Direct and the Post Office prior to the election cycle and subsequent calls have been held weekly for updates. Voters should plan for 3 to 7 days for the CCBOE to receive it. Anecdotally, some people may utilize EIP due to their personal experiences with the mail.

The deadline for VBM applications was 8:30 p.m. on Tuesday and any valid requests went out in the mail Wednesday. Ballots must be postmarked by November 4 or dropped in a drop-box at the CCBOE to be valid.

Director Perlatti stated that Cuyahoga County will often post its final results very early in the morning after an election. There are 289 polling locations with 76 cargo vans transporting material to the offices. The first delivery will likely be around 8:45 or 9:00 p.m. with the last arriving around 11:00 p.m. Often, neighboring counties report their final results while Cuyahoga County has not yet received all of the ballots.

Often there will be 97 to 99% reported around midnight and at that point that figure will pause. That is when staff is looking at how many people checked in on electronic poll books, how many ballots were scanned and matching those figures. The unofficial results are ballots cast on Election Day. All EIP and VBM received through mail pickup at Tuesday morning will be included. That tally will eventually include provisional ballots and timely post-election absentees postmarked by November 4 and received by Saturday, November 9.

Following the election, the official process begins, during which eligible provisional ballots and every post-election absentee ballot will be tabulated and reported on November 20.

Director Perlatti concluded his report by stating he would reiterate during his Monday press conference that there will be no voting at the CCBOE building on Tuesday. Anyone going to the polls should go to CCBOE website to make sure they know their polling location.

Deputy Director Kaloger stated that people who not voted in person since 2022 or earlier may notice the new voting equipment. The scanners from a voter's perspective are similar. Voters should remember that photo ID such as a driver's license, State ID, passport, military ID, Ohio National Guard or Veteran Services card are required.

Parking has been a challenge with robust EIP voting. The CCBOE acquired about 300 parking spaces to be available on weekdays which expands to 550 spaces during weekends. Parking is spread across six lots in the area of the building. Deputy Director Kaloger advised that the CCBOE has good signage to direct voters from a full parking lot to the next closest lot. Four unarmed security guards will be stationed at those parking lots to assist voters.

Cleveland Police will assist with traffic control during the coming weekend. During the week two to four sheriffs monitor the driveways and four additional armed security guards will monitor the parking lot and Campus International.

Deputy Director Kaloger gave a special thanks to the CCBOE's neighbors for allowing the use of their parking lots..

Deputy Director Kaloger advised that during the first two weeks of EIP the voter line did not extend beyond the tent because the line moved quickly -- usually a 20-minute wait once a voter is inside the building and a 40-minute wait from the tent. Last Saturday the voter line filled the tent and extended to the apartments. On Sunday the line went to the edge of Chester Avenue.

Plans are being made for the large crowds expected this weekend. Cleveland Police will have a presence and two fire marshals will be on site.

EIP voting will take place on Tuesday from 7:30 a.m. to 7:30 p.m., Wednesday through Saturday from 8:00 a.m. to 4:00 p.m and EIP voting at the CCBOE concludes on Sunday from 1:00 p.m. to 5:00 p.m. There is no EIP voting on Monday and voters are encouraged to go to the CCBOE website to find their polling locations and utilize Track My Ballot. A 24/7 automated phone system also contains that information.

Moving to the subject of election integrity, Deputy Director Kaloger advised that when the polls close on Election Day the exact number of ballots received and how many are yet to be received will be known along with how many provisional ballots were issued on Election Day on the CCBOE website. Ohio has good laws and good people executing elections. The public should have confidence that their votes will be counted accurately.

Member Davis Chappell inquired whether Clear Ballot will provide sufficient support during their first presidential election with Cuyahoga County. Director Perlatti stated that although this will be the CCBOE's

first presidential election with Clear Ballot scanners, Clear Ballot has processed presidential elections on the West Coast. Five Clear Ballot representatives will be on site with the Ballot Department at the Warehouse. Additionally, an election response team will be available to go out to polling locations in need of assistance with the scanners. Clear Ballot also conducted 3-hour training sessions for 25 rovers and other CCBOE staff regarding potential issues they may encounter.

Member Davis Chappell wanted to make sure that staff will be able to identify how the new ID law impacted voters in this presidential compared to past elections. Director Perlatti agreed.

Director Perlatti thanked the Board for approving the off-site ballot collection as it was necessary because of the size of the CCBOE's location and it helps with 12-P forms. Of the 133,265 ballots returned, about 16,500 have been personally returned by voters. About 6,200 individuals have gone through the Campus International staffed collection site with the other 10,300 coming through the drop-box. 13% of all the ballots received so far have been from people in a car handing it to staff.

Chairman Curtis, on behalf of the Board, thanked Director Perlatti, Deputy Director Kaloger and all staff for their hard work.

PUBLIC COMMENT

There was no public comment.

EXECUTIVE SESSION

There was no executive session.

Chairman Curtis moved to adjourn the meeting at 10:45 a.m. Board Member Davis Chappell seconded. The motion passed unanimously.

Certification: I have reviewed the above minutes and certify that they are an accurate summary of the actions taken by the Cuyahoga County Board of Elections at its meeting held on November 1, 2024.

Henry F Curtis, IV, Chairman

Henry F Curtis, IV

Inajo Davis Chappell, Board Member

Terence M. McCafferty, Board Member

Terence M. McCafferty

Lisa M. Stickan, Board Member

Lisa M. Stickan

Anthony Perlatti, Director

Anthony Perlatti

VOTE CUYAHOGA COUNTY BOARD OF ELECTIONS

Board Meeting November 15, 2024

Attending:

Henry F Curtis, IV, Chairman
Inajo Davis Chappell, Board Member
Lisa M. Stickan, Board Member
Anthony Perlatti, Director
Anthony Kaloger, Deputy Director
Mark R. Musson, Assistant Prosecutor, Cuyahoga County

Mary Bejjani, Clerk to the Board
Skip White, Clerk to the Board

The Cuyahoga County Board of Elections Meeting began at 9:30 a.m. Hereinafter referred to as the CCBOE/Board. Chairman Curtis noted that Board Members Davis Chappell and Stickan were in attendance.

Chairman Curtis noted that Member McCafferty absence was excused.

Agenda Item 1: Determination of the validity of provisional ballots and authorization to count provisional ballots from the November 5, 2024, Presidential General Election

Hasani Wheat, Manager, Registration, stated that the November 5, 2024, Presidential General Election had a total of 14,390 provisional ballots. All provisional ballots were cast in accordance to Chapter 8 provisional voting of the Ohio Secretary of State's Election Official Manual and a mandatory step-by-step process for examining provisional ballots, all of which were issued by the Secretary of State.

Mr. Wheat advised that 11,343 provisional ballots were confirmed to be valid, including 2,011 provisional ballots that were cast in the wrong precinct, correct location that are eligible to be remade. 386 provisional ballots were rejected for various reasons: 1,834 not registered, 440 missing acceptable identification, 254 wrong precinct, wrong location, 131 empty envelopes, 126 non-matching identification, 80 voted absentee, 68 missing date of birth, 31 missing address, 28 non-matching signature, 26 voted in the wrong county, 26 invalid address, 25 no signature, 14 voted absentee with a challenge, and 3 had no printed name.

Mr. Wheat deferred to Director Perlatti to clarify scenarios that staff encountered.

Member Stickan requested a clarification of the difference between voted absentee challenged and voted absentee. Director Perlatti explained that a person who voted absentee is when the CCBOE receives an absentee ballot and that person also cast a provisional ballot. If the absentee ballot was returned timely, that ballot counts and the provisional ballot was rejected. Voted absentee challenged are voters who voted

Narrative that is underlined in the CCBOE minutes relates to a motion that was acted on by the Board.

provisionally but also returned an absentee ballot that had an insufficiency on the envelope such as no ID. The CCBOE sends an 11-S form to them, which is the only way to cure their ballot.

Member Davis Chappell inquired how voters end up in each classification. Director Perlatti explained that the Absentee Voting Services Department makes a notation in the voter registration database that there is a deficiency to any applicable returned ballot envelope. This process makes the Registration Department aware during provisional voting.

Deputy Director Kaloger advised that there were two voters included in that classification. One person voted in Franklin County on Election Day and provisionally in Cuyahoga County during EIP. Part of the process of provisional verification is checking with the previous county of residence to verify that they did not vote there. The ballot would be counted if they did not vote, but in this case, since it was confirmed that the person already voted, the provisional ballot cast in Cuyahoga County will not be opened and counted. However, the CCBOE will investigate and may make a referral to the Election Integrity Division.

Deputy Director Kaloger further stated that an additional provisional voter was flagged by the Ohio Department of Health that they had deceased and will be investigated.

Member Davis Chappell stated that she was glad to know that the red-flag functions work. Deputy Director Kaloger stated that staff does its due diligence in terms of checks and balances.

Chairman Curtis inquired whether there was a form associated with the wrong precinct, wrong location category. Director Perlatti stated that there is a form poll workers provide to voters who attempt to vote at the wrong location. If the voter still chooses to vote in the wrong location a 12-D form is fixed to the ballot envelope that indicates the voter was informed it was the wrong location and not a poll worker error.

Member Davis Chappell stated that she had asked staff to assess the impact of the Ohio voter ID law for this major election. Peter James, Election & Compliance Administrator, advised that House Bill 458 went into effect for elections in 2023 and one of the changes of that law was the ID requirement to vote a provisional ballot and were changed to match the ID requirements to vote in person. Previously a provisional ballot required the last four digits of a Social Security number as is still the case for vote by mail applications.

During elections from 2020 to 2022, as a percentage of all provisional ballots cast, provisionals that were missing an ID was about 0.25%. Starting in 2023 that average increased to slightly over 3%. The 2024 Presidential General Election had a missing ID rate slightly over 3%, which is in-line with the elections post-House Bill 458.

Moving to rejected provisionals, Mr. James advised that from 2020 through 2022, provisionals rejected with missing ID were about 2.5% to 3%. Rejected provisionals post-HB 458 were between 15% and 16%. The November 2024 election was slightly under 14%.

Member Davis Chappell requested a copy of Mr. James' analysis.

The number of provisionals rejected as not registered was about 62% which is a little higher than 56% in 2020 and 51% in 2016. Member Davis Chappell questioned whether those statistics take into account the increased number overall of voters in each election. Mr. James affirmed it was as a percentage.

Mr. James stated that the CCBOE utilized social media vote alerts for voter education. Staff became aware of the feature, which is available to election administration offices, during the Summer SOS conference which had a panel with a representative from the major social media companies. Vote alerts on Facebook reaches anyone with an account who lives in a targeted geographic area rather than only users who follow the CCBOE. This feature is useful for messages intended for the entire county or specific municipalities. This feature led to engagement with 100,000 people instead of a couple thousand.

Returning to speak to the Board, Mr. Wheat stated that there were 1,762 incoming out-of-county provisional voters that staff verified did not vote in their previous counties. There were 1,198 outgoing provisional voters that moved to a new county in Ohio but did not vote in Cuyahoga County.

Member Davis Chappell requested adding that to the report going forward. Mr. Wheat agreed.

Mr. Wheat advised that in addition to the 1,834 voters that were not registered in the State of Ohio, there were also 5,555 voters that had a name or address change. 3,945 provisional voters requested but did not return their vote by mail ballots. 102 voters came in during the SOS-mandated 4-day provisional cure period after the election. 77 of those voters cured their provisional ballot by providing a valid form of ID. The other 25 that came in did not have an error to correct.

14% of all provisional rejections were attributed to not having a valid of identification listed on the provisional envelope. However, Mr. Wheat advised that 12% of the rejections can be improved through poll worker training. 88% of rejections were based on information that the voter provided or other circumstances such as not registered, voted absentee, missing ID or not matching ID.

Mr. Wheat stated that the Registration Department recommends that 11,34 provisional ballots from the November 5, 2024, Presidential General Election be approved for opening and tabulating and that the 386 rejected provisional ballots remain sealed.

Member Davis Chappell inquired whether there is specific data regarding poll worker error and what additional training is required to improve rejections. Director Perlatti advised that the wrong precinct, wrong location category includes the assumption that the electronic poll book was used incorrectly to redirect the voter. For other categories, staff looks at missing fields and have gotten better. One of the things that has helped in recent years is that the provisional envelope was redesigned with the required fields highlighted yellow to draw the eye to it. Poll workers are trained extensively on EPB lookup tools.

Deputy Director Kaloger stated that ultimately the voter is responsible to complete the envelope properly but if the poll worker could take the extra step to make sure it is completed accurately and identify a missing field it is put under that category.

Chairman Curtis moved to approve the Determination of the validity of provisional ballots and authorization to count provisional ballots from the November 5, 2024, Presidential General Election; Board Member Davis Chappell seconded. The motion passed.

Agenda Item 2: Approval of the personnel agenda

Member Davis Chappell questioned whether the position being vacated will be posted because it is an important role. Director Perlatti explained that staff intends to return to the Board during the next Board Meeting with a request to reclassify the EPB Coordinator position so that person also has the skill set to assist with IT tasks.

Chairman Curtis moved to approve the personnel agenda; Board Member Davis Chappell seconded. The motion passed.

NEW BUSINESS

November 5, 2024, Presidential General Election Update:

Deputy Director Kaloger stated that the Registration Department is going to the Halle Warehouse where they will begin the provisional opening process by removing the ballots from the provisional envelopes, putting them into scan batches and delivering them to the Ballot Department on a rolling basis to scan for the official count.

The Ballot Department is looking at the number of ballots scanned at each polling location and comparing that to the EPB check-ins to make sure those numbers match. Since the certification period has been shortened by about one third, they are prioritizing locations that may have had a ballot scanner machine out of service that day or ones for which the numbers are off. After all the ballots are scanned they will put together the certification report for the next Board Meeting.

Election Support is on track to have all voting equipment and supplies from the all the voting locations returned to the Board of Elections by the close of business today.

The Poll Worker Department today will start their third round of payroll card proofing. They are on track to submit the payroll file to the County Fiscal Department by Wednesday, November 20. The County Fiscal department will print and send the checks to the Poll Worker Department who will prepare them for mailing the week of Thanksgiving.

Director Perlatti moved conversation to the CCBOE's future location of 1801 Superior Avenue and advised that progress is not going as smoothly as hoped. The issue seems to be between the City of Cleveland Construction Permit Division and the landlord. The workers cannot close the walls until the permitting is given and they are on their fourth submission for the permit. He explained that Mike Dever, Director of Public Works, understands that the CCBOE operates on very specific deadlines and they need to make this work. He wanted the Prosecutor aware in case any nudging is necessary from a legal standpoint. It is unclear whether the permit issue stems from the City of Cleveland or the permit submissions.

Member Davis Chappell stated that this news is disheartening and that someone should be able to figure out how to correct the permit submission. She questioned whether there was a deadline to complete the work.

Director Perlatti explained that in the middle of December he, Deputy Director Kaloger and Public Works will determine whether the move that is due to commence in February will proceed. The move was originally to take place between January 1 and January 15 before it changed to a staggered move.

The CCBOE cannot move during the middle of an election and that is made more difficult due to scheduled 2025 elections in May, September and November. Should the current schedule interfere with the May election the move may need to be postponed to December 2025. Director Perlatti stated that if the permitting is sorted then there is still time to complete the work.

Member Stickan asked if is there way to get all the parties in a meeting or whether someone with the City is working with the County on the permits. The CCBOE should get ahead of this issue and maybe come out with a realistic timeline.

Member Davis Chappell stated that the CCBOE has a sublease with real particulars and deadlines and when they are memorialized people tend to adhere to deadlines. The CCBOE has been a good partner and needs to be in that building but does not have a way to impact it. Mr. Musson stated that the Prosecutor's office would be happy to try to facilitate the parties coming together.

Chairman Curtis stated that a year of tax dollars spent on an empty building becomes a major issue. The CCBOE wants everything it represented to the County in public meetings. The CCBOE has a zero-fail mission regardless of the size and scale of the election. Director Perlatti stated that the CCBOE will not be the scapegoat if they cannot move until December. The agency has been creative at their request and were saying so in 2023.

Member Davis Chappell stated that nothing has changed from the CCBOE's perspective. People have spoken to the Board and said this is doable and but election administration is paramount.

Member Stickan inquired whether it is possible to request a meeting with their contacts at the County to ask what their plan is to resolve this. She thinks being proactive is the way to go as the timelines are becoming jeopardized. The CCBOE has to make them aware of that. Director Perlatti stated that a meeting could be requested with County Executive Ronayne and Council President Jones to bring them together to make sure they understand the fact pattern. Director Perlatti stated that the Board would be apprised if a meeting is scheduled.

Moving to the next topic, Director Perlatti stated that Cleveland City Council must draw new ward boundaries to reduce the number of wards from 17 to 15 per the 2020 Census data. Once Cleveland City Council draws and approves the ward boundaries, the CCBOE draws the precinct boundaries. Director Perlatti stated that he notified City Council that the CCBOE needs to have the ward boundaries by December 15 for Council to comment on the precinct boundaries or at the latest January 1 to apply the new wards and boundaries to the May election.

Director Perlatti stated that Senate Joint Resolution 4 and House Joint Resolution 8 are sister bills which have been introduced in Columbus regarding the State Capital Improvement Program bonds. That program is due to

expire and these resolutions would put them up for renewal via a vote. The bipartisan nature of the resolutions likely means there will be a state-wide election in May 2025.

Director Perlatti explained that because of these bills, the first election of 2025 for Cleveland will be in May instead of September, meaning their new ward and precinct boundaries need to be in place earlier. He advised that during the February 18 Board Meeting he expects to have the new Cleveland precinct boundaries to approve to import into the ballot layout, reassignment of poll places and to notify voters. The scope of the May election is another reason why staff needs to move into the 1801 Superior Avenue building sooner than later.

Moving to the next topic, Director Perlatti stated that a voter submitted a vote by mail application in August. That ballot came back signed and dated two days before the person expired but four days before ballots were mailed. The State reported that person expired two days before the ballot was mailed to the voter. Staff will send a letter to the next of kin for further information and the Board will be updated during a future meeting and could be sent to the Public Integrity Division.

Director Perlatti stated that there might be an additional two or three positions added to support the absentee and EIP processes. The justification will be provided for those positions.

Member Davis Chappell wanted to find out if staff had determined the cause for scanners going down and what the fix is for that. She further stated that poll workers do not have time to talk to the vendor on the phone about how to fix the disconnected widget in some locations. She mentioned that Victor Rush, Manager, Election Support, suggested having staff designated for small hardware fixes on Election Day like rovers. Poll workers are overwhelmed and cannot take long calls from the vendor about how to fix the scanner.

Member Stickan stated that training may be an issue because some poll workers seemed unsure how to proceed regarding putting the ballots in the various colored bags if they were not able to be scanned.

Director Perlatti advised that the Poll Worker Department sends surveys to all VLMs and VLDs shortly after the election specific to the scanners and lines on Election Day to get a gauge how widespread it is. The information acquired from those surveys will be sent to Clear Ballot for analysis. The scanner issues were varied, which is concerning. Staff tests every scanner, including testing feeding paper through them. However, on Election Day there was a portion of scanners that were too tight to feed a page through. Some issues arise in the field that do not occur during testing. Staff will have a lessons learned informational meeting with Clear Ballot which during which how to fix this will be discussed.

Member Davis Chappell suggested having Clear Ballot come to a Board Meeting to provide the results of their analysis and give assurances this is not going to happen again. Member Stickan stated that these are logged issues and certain places seemed to be more affected than others.

Director Perlatti advised that election response technicians participated in additional training with Clear Ballot but the issues that arose on Election Day were not part of the training. Going forward that training will be changed to incorporate the lessons learned during November.

Member Davis Chappell questioned whether there were similar issues in Summit County, where they also had three-page ballots. Director Perlatti affirmed that they did have similar issues. Member Davis Chappell stated that Clear Ballot provided a resume of counties they serve that are of a similar size of Cuyahoga and that it would be wise to see if they also had issues.

Chairman Curtis stated that the CCBOE utilized super rovers many years ago and it may be beneficial to do so again. Director Perlatti advised that super rovers were utilized in the past but were no longer needed. However, the need is there now.

Member Davis Chappell stated these are real issues around the effectiveness of the scanners and if there are equipment hardware issues. She would like to have Clear Ballot speak to the Board in person during a meeting about once they figure out what the problem is and give some assurance going forward.

Moving to another subject, Member Davis Chappell stated that she was receiving calls that claimed when the scanners were down and people wanted to vote their ballots -- which is permitted -- and leave them to be scanned later by a bipartisan team of poll workers including voting location managers, they either did not know they could do it or they were saying they could not vote and leave their ballots. There needs to be more training around the rules that impact lines. It would be helpful to know if the Poll Worker Department had any notations regarding issues. Poll workers need to clearly understand that leaving a voted ballot is permitted.

Member Davis Chappell stated that Clear Ballot has been a good partner but they must be compliant with their contract. The CCBOE is paying a lot of money for these are new machines.

PUBLIC COMMENT

Charles Drake, 7560 Elaine Drive, Seven Hills, Ohio, stated that he has worked for 25 years as a rover and a host of other election roles. He had an issue with compensation.

Mr. Drake stated that the Ohio minimum wage in 2020 was \$8.70 per hour. In 2025 it will be \$10.70 per hour. Rovers have been paid \$17 per hour from 2020 to today. The State minimum wage has increased 23% in 5 years while the compensation for part-time workers has remained the same.

Rovers must do a lot of driving in their cars and do not get reimbursed for mileage. Mr. Drake stated that he drove 150 miles this past election in Zone 1.

Mr. Drake questioned why part-time workers must pay into OPERS when they do not get a benefit. He suggested the Board and other boards in the state go to the OPERS board to exempt such workers unless they are a State, County or City employee. The W-2 must indicate that the worker is covered by a pension plan and if a worker makes a significant amount of money they cannot put that money into their IRA because they are in a pension plan.

Mr. Drake suggested having "dummy" ballots to run through the scanners the night before the election to find issues before the polls open.

Mr. Drake also stated that on Wednesday, November 6 the retrieval team for Zone 1 was not released until 3:30 a.m. because someone left early and did not call to dismiss them. Member Stickan asked who left early and did not call. Mr. Drake stated that someone from downtown was supposed to call to release them and no one followed up.

Member Davis Chappell questioned whether rovers are paid mileage reimbursement. Director Perlatti advised that rovers are paid \$16 an hour and one dollar per hour for mileage.

Member Davis Chappell stated that she thought there was an issue about OPERS exemption that is outside of the CCBOE's control. Director Perlatti explained that the OAE0 has been lobbying OPERS for years to increase the monetary threshold for mandatory OPERS. State agencies have said they must have OPERS deductions because they are making more than \$600 in a year. Those workers were put on payroll about two years ago because of the OPERS requirement.

The OPERS threshold increases to \$1,000 if there are three elections during a year but that is still not enough. The association is asking for a threshold around \$2,500. A person can request to refund their OPERS contributions when the assignment is complete but it requires a lot of work.

Member Davis Chappell questioned why they do not get the mileage reimbursement like others. Director Perlatti clarified that trainers do not get mileage reimbursement but it is built into their hourly all right. He continue to state that the CCBOE sought increases for its budget but instead faced a decrease.

EXECUTIVE SESSION

There was no executive session.

Chairman Curtis moved to adjourn the meeting at 10:36 a.m. Board Member Davis Chappell seconded. The motion passed unanimously.

Certification: I have reviewed the above minutes and certify that they are an accurate summary of the actions taken by the Cuyahoga County Board of Elections at its meeting held on November 15, 2024.

Henry F Curtis, IV, Chairman

Henry F Curtis, IV

Inajo Davis Chappell, Board Member

Terence M. McCafferty, Board Member

ABSTAINED

Lisa M. Stickan, Board Member

LMS

Anthony Perlatti, Director

Anthony Perlatti

VOTE CUYAHOGA COUNTY BOARD OF ELECTIONS

Board Meeting November 20, 2024

Attending:

Henry F Curtis, IV, Chairman
Inajo Davis Chappell, Board Member
Lisa M. Stickan, Board Member
Terence M. McCafferty, Board Member
Anthony Kaloger, Deputy Director
Mark R. Musson, Assistant Prosecutor, Cuyahoga County

Mary Bejjani, Clerk to the Board
Skip White, Clerk to the Board

The Cuyahoga County Board of Elections Meeting began at 9:30 a.m. Hereinafter referred to as the CCBOE/Board. Chairman Curtis noted that all Board Members were in attendance.

Chairman Curtis noted that Member McCafferty's absence was excused.

Agenda Item 1: Determination of the validity of provisional ballots and authorization to count provisional ballots from the November 5, 2024, Presidential General Election

Brian Cleary, Manger, Ballot Department, stated that the Board received a copy of the certification report and official results from the November 5, Presidential General Election.

A total of 587,282 ballots were cast on Election Day, 163,473 ballots cast in Vote by Mail (VBM), 62,790 Early In-Person (EIP) ballots cast, 11,301 ballots cast provisionally, 15 ballots cast Post-Election Day which were all curbside and 3,116 ballots cast in Post-VBM which were any postmarked and returned in the proper time.

Moving to the VBM/EIP Summary, Mr. Cleary stated that a total of 241,914 ballots were issued and 229,379 ballots were returned and counted by the Ballot Department, resulting in a 94.8% return rate. There were a total of 935 challenged or late VBM ballots resulting in a 0.41% challenge rate. That challenge rate drops to 0.17% when excluding voters who returned their ballots late.

Moving to the Provisional Ballot Summary, Mr. Cleary explained that a total of 14,390 provisional ballots were cast during the election, of which 11,302 or 78.54% were valid and tabulated by the Ballot Department. He noted that the department actually tabulated 11,301 ballots, and the slightly different numbers are because one ballot was returned without a page one.

There were 3,088 invalid provisional ballots resulting in a 21.46% rejection rate. That rejection rate decreases

Narrative that is underlined in the CCBOE minutes relates to a motion that was acted on by the Board.

to 8.71% when excluding voters who had already cast a VBM Ballot or were not registered.

Moving to Ballot remakes, Mr. Cleary stated that 3,845 ballot sheets were processed in accordance with the Board-approved Adjudication Policy. The overall remake rate for the election was 0.219%. When excluding UACAVA and those who voted for ineligible contests, the remake rate decreases to 0.065%.

Voter history is complete and will be uploaded shortly.

There are two automatic recounts for this election: Cuyahoga County Council District 6, which is scheduled to be conducted on Monday, December 2 at 10:30 a.m. and Issue 37, which is scheduled for Tuesday, November 26 at 9:30 a.m. at the Halle Warehouse. The schedule will be posted online upon the completion of this meeting and letters will be sent to the candidates informing them of the time and place of the recounts. Deputy Director Kaloger noted that each candidate will be able to bring one additional person with them for each County team.

Mr. Cleary stated that the requested recount deadline is Monday, November 25 at 4:00 p.m.

The post-election audit will be conducted upon completion of any automatic and requested recounts. The department will utilize its normal risk-limiting audit method. Three races will be audited – president/vice president and U.S. Senator were assigned by the Secretary of State and Issue 55, which is a county-wide tax, was chosen by Director Perlatti.

Member Davis Chappell inquired whether any contests were close enough that a recount may be requested. Mr. Cleary advised that he did not anticipate any requested recounts. He pointed out that no contest results changed when comparing the unofficial and official results but as part of the normal process certain numbers changed slightly based on issues at the polls that were reviewed and rescanned.

Agenda Item 1: Certification of the official results of the November 5, 2024, Presidential General Election

1. Certification of the official results of the November 5, 2024, Presidential General Election

Chairman Curtis moved to approve the Certification of the official results of the November 5, 2024, Presidential General Election; Board Member Davis Chappell seconded. The motion passed.

- a. Authorization to approve the remake of the optical scan ballots from the November 5, 2024, Presidential General Election

Chairman Curtis moved to approve the remake of the optical scan ballots from the November 5, 2024, Presidential General Election; Board Member Davis Chappell seconded. The motion passed.

- b. Authorization to approve absentee ballots from the November 5, 2024, Presidential General Election

Chairman Curtis moved to approve the absentee ballots from the November 5, 2024, Presidential General Election; Board Member Davis Chappell seconded. The motion passed.

- c. Authorization to approve provisional ballots from the November 5, 2024, Presidential General Election

Chairman Curtis moved to approve provisional ballots from the November 5, 2024, Presidential General Election; Board Member Davis Chappell seconded. The motion passed.

- d. Acknowledgment of the pre- & post-test results of the vote tabulation system from the November 5, 2024, Presidential General Election

Chairman Curtis moved to approve the acknowledgement of the pre- & post-test results of the vote tabulation system from the November 5, 2024, Presidential General Election; Board Member Davis Chappell seconded. The motion passed.

- e. Acknowledgment of the Official District-Wide Results of the November 5, 2024, Presidential General Election for Cuyahoga, Ashland, Geauga, Holmes, Lorain, Medina, and Wayne Counties

Chairman Curtis moved to approve the acknowledgement of the Official District-Wide Results of the November 5, 2024, Presidential General Election; Board Member Davis Chappell seconded. The motion passed.

- 2. Acknowledgment of the date, time, and place of the post-election audit for the November 5, 2024, Presidential General Election

Deputy Director Kaloger stated that the next Board Meeting to certify the recounts is scheduled for Thursday, December 12. However, if there are no requested recounts by Monday's deadline that meeting may be moved to Tuesday, December 10, depending on the Board's availability.

Agenda Item 2: Acknowledgment of resignation from, and appointment to elected office

Chairman Curtis moved to acknowledge the resignation from, and appointment to elected office; Board Member Davis Chappell seconded. The motion passed.

Agenda Item 3: Approval of the personnel agenda

Deputy Director Kaloger explained that the EPB Coordinator position has peaks and valleys in terms of workload and reclassifying the position will enable that person to assist with other duties in the Information Systems department.

Chairman Curtis moved to approve the personnel agenda; Board Member Davis Chappell seconded. The motion passed.

NEW BUSINESS

Deputy Director Kaloger stated that staff is continuing post-election cleanup the poll worker payroll file will go to the County today.

The Board thanked everyone for the tremendous job they did in the EIP voting process and in the field on Election Day.

PUBLIC COMMENT

There were no public comments.

EXECUTIVE SESSION

There was no executive session.

Chairman Curtis moved to adjourn the meeting at 9:42 a.m. Board Member Davis Chappell seconded. The motion passed unanimously.

Certification: I have reviewed the above minutes and certify that they are an accurate summary of the actions taken by the Cuyahoga County Board of Elections at its meeting held on November 20, 2024.

Henry F Curtis, IV, Chairman



Inajo Davis Chappell, Board Member

Terence M. McCafferty, Board Member



Lisa M. Stickan, Board Member



Anthony Perlatti, Director



Agenda Item

#2

Voting Equipment Purchased with HAVA Funds Disposal Form

The Ohio Secretary of State's Office has adopted a policy on transfer or disposal of voting equipment purchased with Help America Vote Act (HAVA) funds. This form is to be used for the proper **disposal** of voting equipment.

The Cuyahoga County Board of Elections has voting equipment that is no longer in working condition due to age, malfunction, or damage and will therefore dispose of the equipment in accordance with the aforementioned policy listed below as of this ____ day of _____, _____, _____ year.

Please list the quantity of equipment, a brief description of the equipment and the estimated value of the equipment being transferred.

Quantity	Item Description	Estimated Value
1425	Tenex Electronic Pollbooks, iPad Mini Series 2, 16GB	\$25 each for a total of \$35,625

If you need more space, please attach a list of items, quantity and their estimated value.

The Board of Elections shall maintain accurate records of all equipment disposed of in the event of relevant audits, claims, litigation, negotiations or other proceedings regarding the disposal of voting equipment originally purchased with Help America Vote Act (HAVA) funding.


Board of Elections Director's Signature

12/10/2024
Date (MM/DD/YYYY)


Board of Elections Chair's Signature

12/10/2024
Date (MM/DD/YYYY)

SOS USE ONLY

The Secretary of State's office has approved the **disposal** of the above list of voting equipment.

Director of Elections' Signature of Approval

Date (MM/DD/YYYY)

Agenda Item

#3

VOTE CUYAHOGA COUNTY BOARD OF ELECTIONS

Henry F Curtis, IV
Chairman

Inajo Davis Chappell
Member

Lisa M. Stickan
Member

Terence M. McCafferty
Member

Anthony W. Perlatti
Director

Anthony N. Kaloger
Deputy Director

Summary of Gene Faubel's Absentee Ballot for the November 5, 2024 Presidential General Election

CCBOE staff allege that an unknown individual attempted to cast a Vote-by-Mail (VBM) in the November 5, 2024 Presidential Election for Gene Faubel who is deceased. This allegation is based on the following information.

- Gene Faubel was a longtime registered Cuyahoga County voter last residing at 1947 Woodstock Road in Gates Mills, Ohio.
- **August 29, 2024:** Mr. Faubel correctly completed and signed Secretary of State Form 11-A, Absentee Ballot Application, on August 29, 2024 and submitted it to the CCBOE.
- **September 16, 2024:** CCBOE Absentee Department staff processed Mr. Faubel's Form 11-A on or about September 16, 2024.
- **October 8, 2024:** The CCBOE mailed Mr. Faubel a VBM Ballot to the 1947 Woodstock Road address on the first day of Absentee Voting, October 8, 2024.
- The Registration Department received its monthly STEVE Report (State and Territorial Exchange of Vital Events) from the Ohio Department of Health early to mid-October 2024. This report is used to identify Ohio individuals who are deceased.
- **October 16, 2024:** Registration Department staff applied the Steve Report to the DIMS database on October 16, 2024. This included information that Gene Faubel had a date of death of October 6, 2024.
- **October 21st, 2024:** During the week of October 21st, 2024, the Absentee Department received a ballot via the USPS for Mr. Faubel. The ballot I.D. envelope, SOS Form 12-A, was signed by Mr. Faubel and dated October 4, 2024.
- Mr. Gene Faubel's VBM Ballot was not accepted for tabulation.
- Mr. Faubel passed away 2 days prior to his VBM Ballot being placed in the mail.
- There is one individual currently registered at 1947 Woodstock Road address, Marion Faubel.

Agenda Item

#4

November 5, 2024 Presidential General Election Amended Official Canvass Certification Data

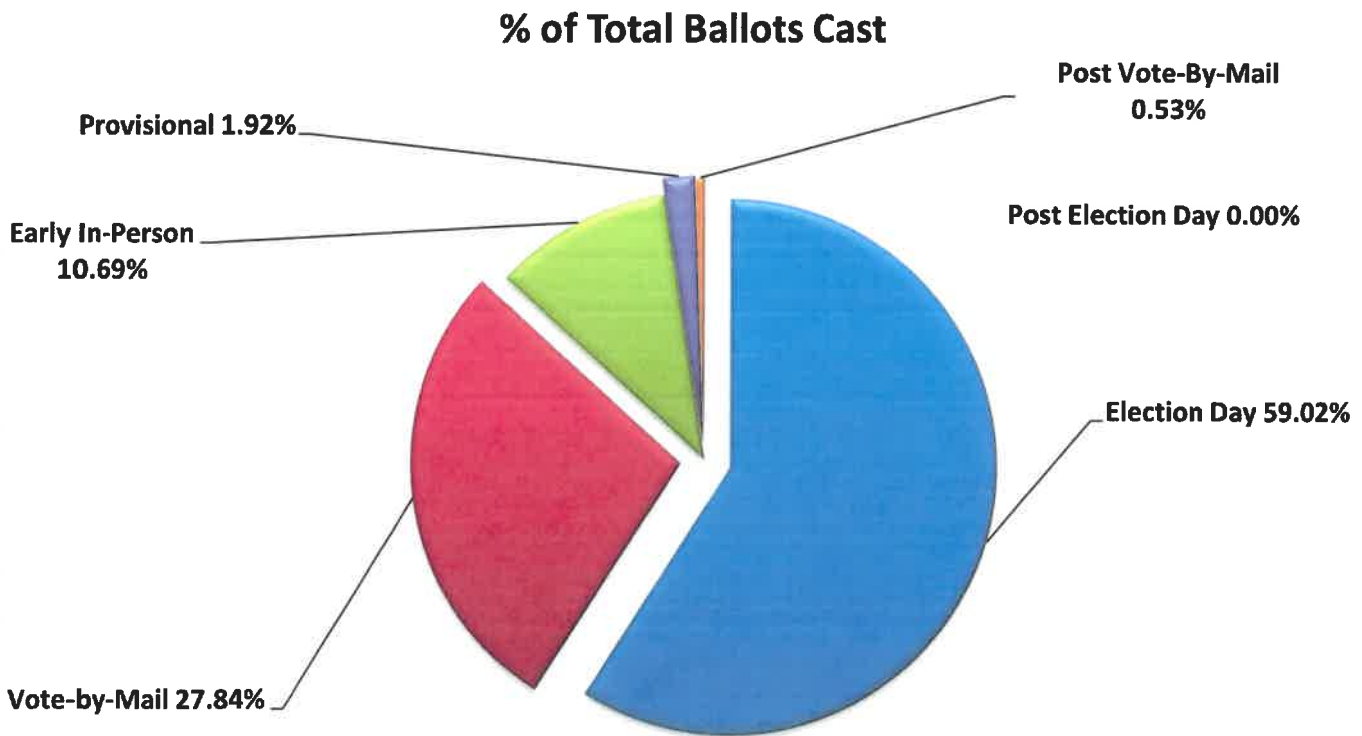
FINAL RESULTS

Amended Official Election Results for the November 5, 2024 Presidential General Election are attached to the Election Summary Report.

SUMMARY OF OFFICIAL CANVASS

There was a total of 587,284 ballots tabulated for the November 5, 2024 Presidential General Election. Below is a breakdown of the ballots counted by category and a percentage of the total vote by category.

Category	Ballots Cast	% of Total Ballots Cast
<i>Election Day</i>	346,587	59.02%
<i>Vote-by-Mail</i>	163,473	27.84%
<i>Early In-Person</i>	62,790	10.69%
<i>Provisional</i>	11,303	1.92%
<i>Post Election Day</i>	15	0.00%
<i>Post Vote-By-Mail</i>	3116	0.53%
Total	587,284	



VOTE-BY-MAIL/EARLY IN-PERSON SUMMARY

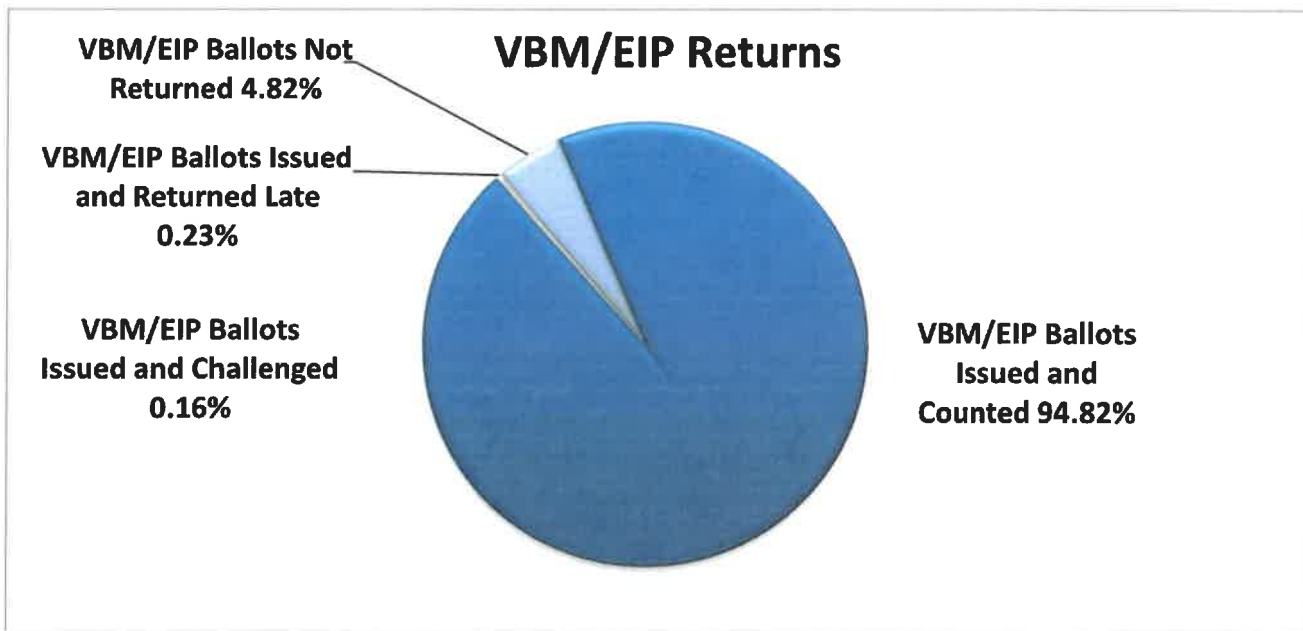
A total of 241,914 ballots were issued during Vote-by-Mail and Early In-Person voting. Of those ballots, 229,379 (94.82%) were returned and counted by the Ballot Department. There were 935 challenged or late VBM/EIP ballots, resulting in a .41%* Challenge Rate for this election.

*The Challenge Rate is .17% when voters who returned their ballot late are excluded.

VBM/EIP Data	Vote by Mail	Early In-Person	Military and Overseas	Total
Issued	175,686	62,748	3,480	241,914
Returned and Counted	164,014	62,790	2,575	229,379
Challenged	361	0	27	388
Returned Late	541	0	6	547
Not Returned	10,780	0	872	11,652

VBM/EIP Data - Challenge Rate	
Overall Return Rate	95.20%
Challenge Rate (Total)	0.41%
Challenge Rate (Late Removed)	0.17%

VBM/EIP Ballots Challenged	Number of Challenged Ballots	% of Total Challenged VBM
ID Envelope Incomplete	12	3.09%
ID Invalid	95	24.48%
ID Not Provided	46	11.86%
Returned without ID Envelope	87	22.42%
Signature Invalid	59	15.21%
Signature not Provided	40	10.31%
Stub Not Returned With Ballot	23	5.93%
Voter Registration Canceled Prior to Ballot Cast	26	6.70%
Total	388	

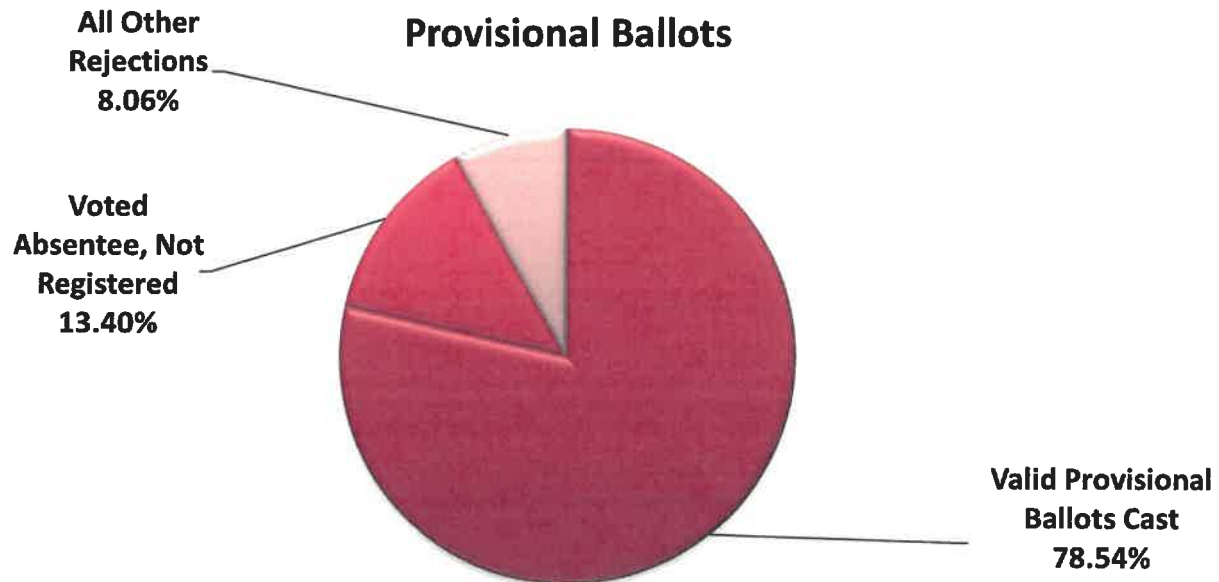


PROVISIONAL VOTING SUMMARY

A total of 14,390 Provisional Ballots were cast during the November 5, 2024 Presidential General Election. Of those ballots, 11,303 (78.55%) were valid and tabulated by the Ballot Department. There were 3,087 invalid Provisional Ballots, resulting in a 21.46%* rejection rate for this election.

*The Provisional Rejection Rate is 8.71% when provisional voters who have already cast a VBM Ballot or are Not Registered are excluded.

Provisional Data		
Total Provisional Ballots Cast	14,390	
Valid Provisional Ballots	11,304	78.54%
Wrong Precinct, Correct Location of Valid Provisionals	203	1.80%
Rejected Provisional Ballots	3,088	21.46%
Rejection Category	Rejected	% of Total Rejections
Not Registered	1,833	59.39%
Missing Acceptable Identification	441	14.28%
Wrong Precinct, Wrong Location	254	8.23%
Empty Envelope	132	4.27%
Non-Matching Identification	126	4.08%
Voted Absentee	80	2.59%
Missing Date of Birth	68	2.20%
Missing Address	31	1.00%
Non-Matching Signature	28	0.91%
Invalid Address	26	0.84%
Voted in Wrong County	26	0.84%
No Signature	25	0.81%
Voted Absentee- Challenge	14	0.45%
No Printed Name	3	0.10%



BALLOT REMAKES

During the election, 3,845 ballot sheets were processed in accordance with the CCBOE Adjudication Policy (approved by the Board on August 29, 2023). The overall remake rate for this election was .219%. Excluding UOCAVA & Voted For Ineligible Contest, the remake rate for this election was .065%.

Ballot Adjudication	Number of Remakes	% of Total Remakes
1 - Ballot folded, torn, or mutilated.	587	15.27%
2 - Ballot contains indeterminate marks not made by the voter	1	0.03%
3 - UOCAVA Ballot	2,496	64.92%
4 - Ballot contains votes for ineligible contest(s).	203	5.28%
5 - Inadvertent mark made by the voter, resulting in the scanner detecting an over vote or an indeterminate mark.	28	0.73%
6 - Voter marked entire ballot contrary to the instruction listed at the beginning of the ballot.	11	0.29%
7 - Voter marked part of the ballot according to the ballot marking instructions contained on the ballot, and part of the ballot contrary to the instructions.	519	13.50%
Manual Remake ONLY	Number of Remakes	% of Total Remakes
8 - Voter marked part of the ballot in accordance with the ballot marking instructions contained on the ballot, and part of the ballot contrary to the instructions.	-	0.00%
9 - Over vote, voter marked the ballot more than the permissible number of times for a particular contest, and there is no indication of contrary intent	-	0.00%
10 - Voter filled in an oval next to a candidate for an office and also cast a write-in vote for a vote for a candidate for the same office by filling in the oval of, and the writing in of, the name of a write-in candidate.	-	0.00%
Total	3,845	100.00%

Category	Remakes Removed	Remake Rate
Regular VBM & Provisional Ballot Scanning	1,146	0.065%
UOCAVA & Voted For Ineligible Contest	2,699	0.154%
Total	3,845	0.219%

VOTER HISTORY / BALLOT RECONCILIATION

Nine hundred and sixty-seven (967) precincts were involved in this election. Voter History is complete.

Ballot Reconciliation is ongoing.

RECOUNTS

There are two (2) automatic recounts for this election.

- County Council (District 6) – matched the Official Canvass. No Change
- 37 – Parma Heights Charter Amendment 5-6 – matched the Official Canvass. No Change

The requested recount deadline was Monday, November 25, 2024 at 4:00 PM. There were no requested recounts.

AUDIT

The post-election audit will be conducted after the completion of the automatic and requested recounts.

The audit will be conducted using the batch-based risk-limiting audit method.

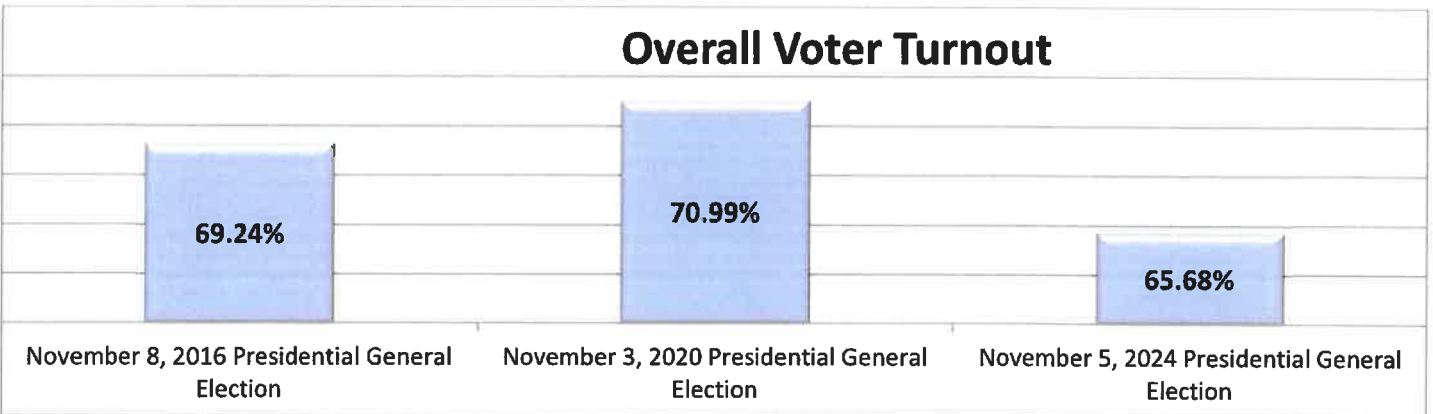
The following races will be audited:

- President and Vice President
- U.S. Senator
- Issue 55 - County of Cuyahoga Arts Tax

HISTORICAL DATA

The following data sets and graphs include similar election comparisons related to election information and voting method distributions (ballot categories).

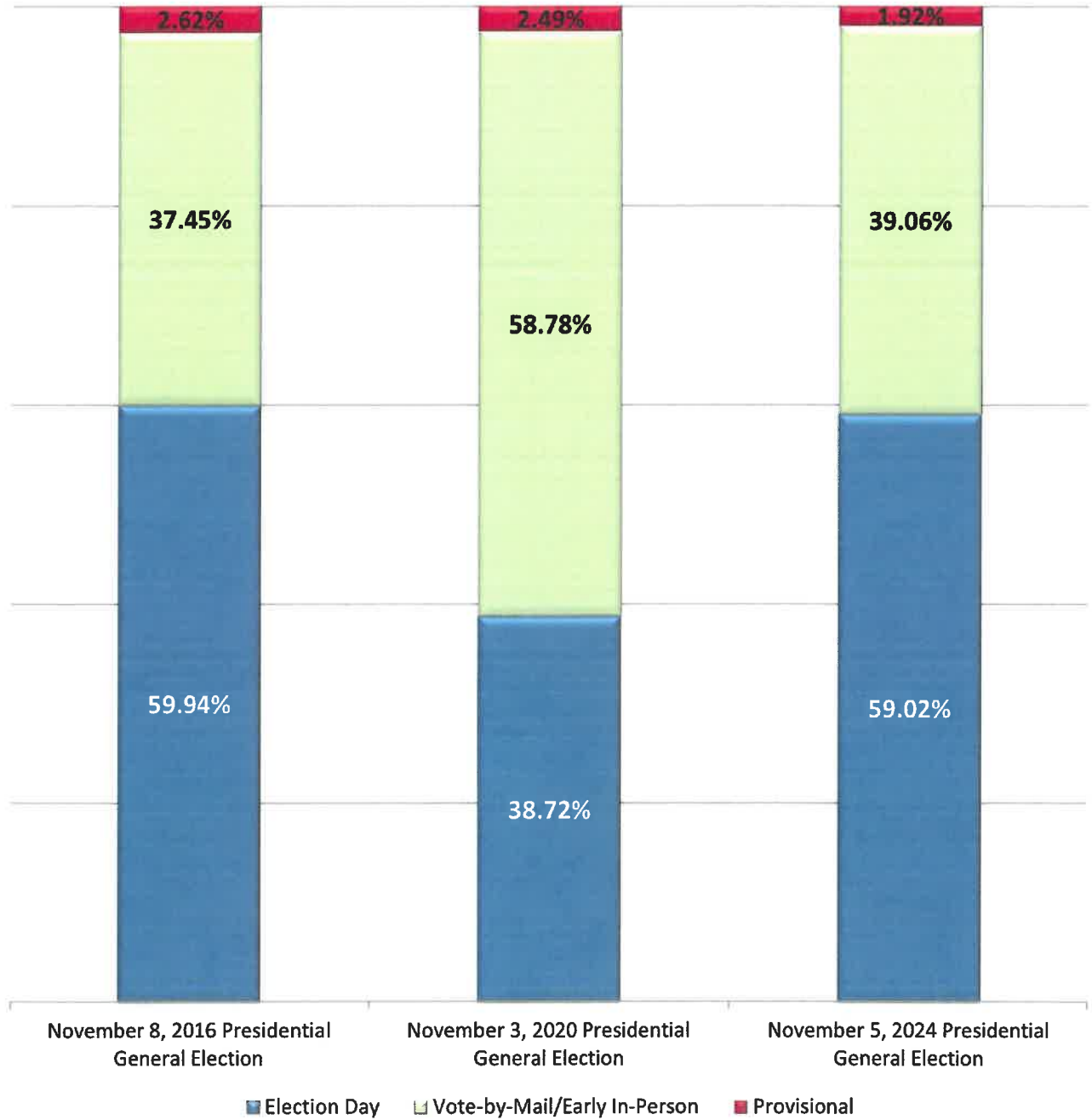
	November 8, 2016 Presidential General Election	November 3, 2020 Presidential General Election	November 5, 2024 Presidential General Election
Precincts	975	975	967
Registered Voters	891,568	889,095	894,091
Ballots Cast - Counted	617,356	631,199	587,282
<i>Election Day</i>	369,969	241,214	346,587
<i>Vote-by-Mail</i>	227,560	315,211	163,473
<i>Early In-Person</i>		52,826	62,790
<i>Provisional</i>	16159	15,739	11,301
<i>Post Election Day</i>	54	3,206	15
<i>Post Vote-by-Mail</i>	3614	3,003	3,116
Voter Turnout	69.24%	70.99%	65.68%



Ballots Cast by Category - % of Total Ballots Cast

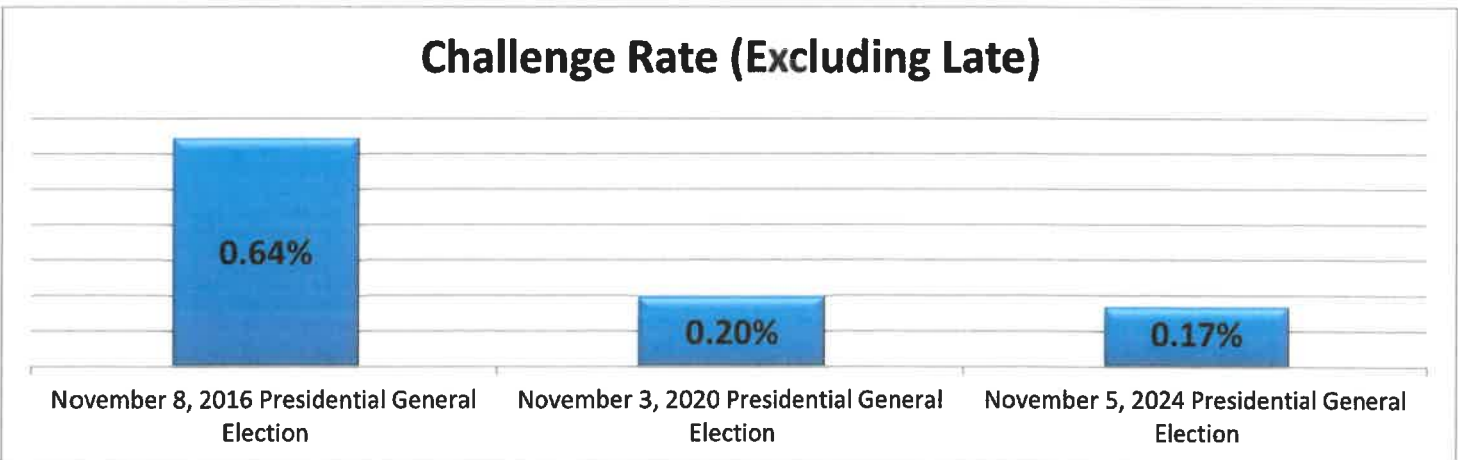
	November 8, 2016 Presidential General Election	November 3, 2020 Presidential General Election	November 5, 2024 Presidential General Election
Election Day	59.94%	38.72%	59.02%
Vote-by-Mail/Early In-Person	37.45%	58.78%	39.06%
Provisional	2.62%	2.49%	1.92%

Voter Turnout by Category



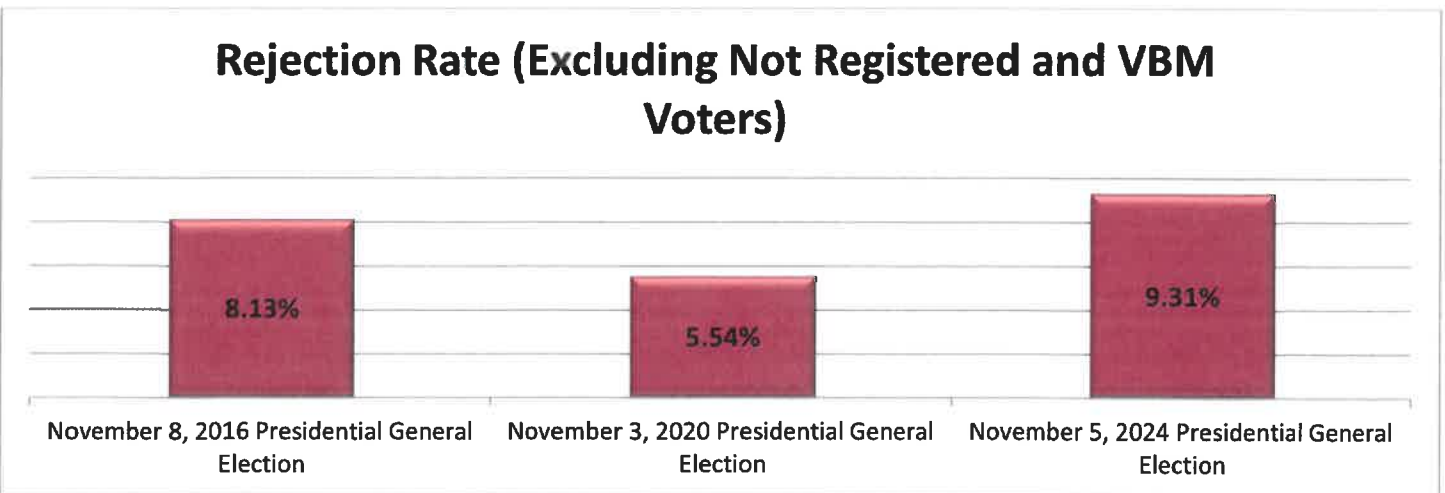
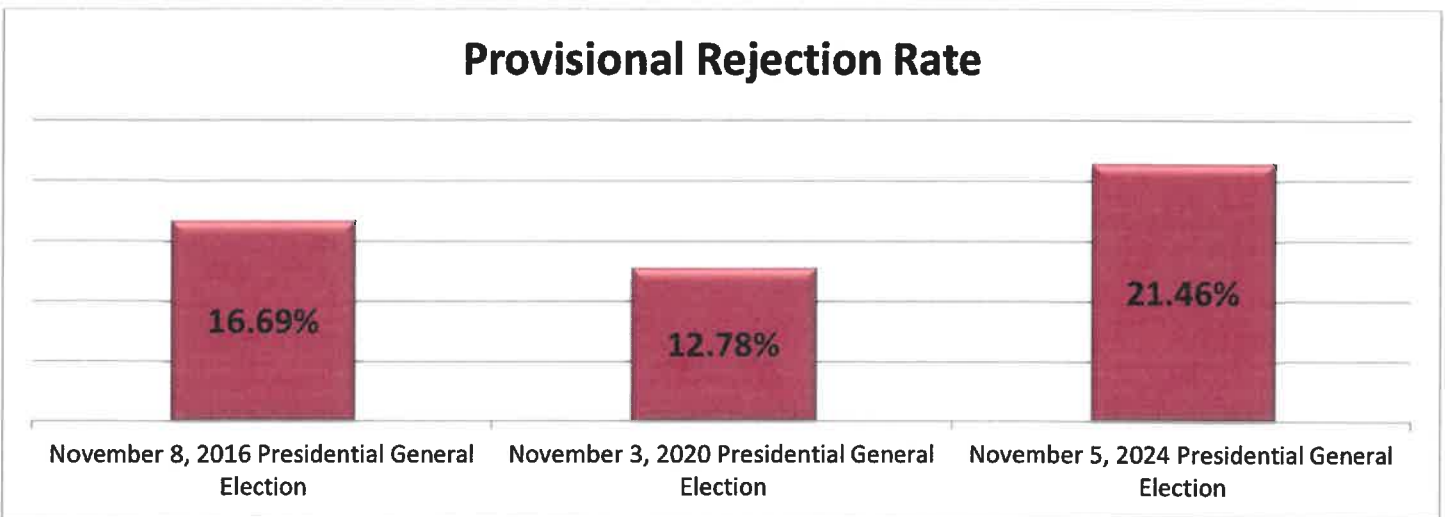
Vote-by-Mail Data

	November 8, 2016 Presidential General Election	November 3, 2020 Presidential General Election	November 5, 2024 Presidential General Election
VBM Ballots Issued	247,305	394,740	241,914
VBM Ballots Returned	232,555	372,298	230,262
VBM Ballots Counted	231,174	370,990	229,379
VBM Ballots Challenged	2,187	1,308	935
VBM Ballots Returned Late	693	575	547
VBM Ballots Issued and Returned	94.04%	94.31%	95.18%
VBM Ballots Returned and Counted	99.41%	99.65%	99.62%
VBM Ballots Returned and Challenged	0.94%	0.35%	0.41%
VBM Ballots Issued and Returned Late	0.28%	0.15%	0.23%
VBM Ballots Returned and Challenged (excluding late)	0.64%	0.20%	0.17%



Provisional Data

	November 8, 2016 Presidential General Election	November 3, 2020 Presidential General Election	November 5, 2024 Presidential General Election
Provisional Ballots - CAST	19,396	18,051	14,390
Provisional Ballots - VALID	16,159	15,744	11,303
Provisional Ballots - REJECTED	3,237	2,307	3,087
Valid Provisional Ballots Cast	83.31%	87.22%	78.54%
Rejected Provisional Ballots	16.69%	12.78%	21.46%
VBM Voters	197	187	94
Not Registered In The State of Ohio	1,660	1,307	1,834
Wrong Precinct, Wrong Location	754	357	254
Correct Location Remakes	628	331	203
Rejected Not Including VBM & Not Registered of Ballots Cast	8.13%	5.54%	9.31%
Wrong Precinct, Wrong Location of Ballots Cast	3.89%	1.98%	1.77%



Amended Official Results
 Cuyahoga County, November 5, 2024 Presidential General
 All Precincts, All Districts, All Counter Groups, All ScanStations, All Contests, All Boxes
 967 precincts reported out of 967 total
 Total Ballots Cast: 587284, Registered Voters: 894091, Overall Turnout: 65.69%

Choice	Votes	Vote %
--------	-------	--------

All Precincts

UNITED STATES PRESIDENT/VICE PRESIDENT (Vote for 1)

587284 ballots (1979 over voted ballots, 1979 overvotes, 3790 undervotes), 894091 registered voters, turnout 65.69%

Richard Duncan and Mitchell Preston Bupp	1032	0.18%
Kamala D. Harris and Tim Walz	376385	64.72%
Chase Oliver and Mike ter Maat	2419	0.42%
Peter Sonski and Lauren Onak	891	0.15%
Jill Stein and Anita Rios	3145	0.54%
Donald J. Trump and JD Vance	195165	33.56%
Write-in	2478	0.43%
Total	581515	100.00%
Overvotes	1979	
Undervotes	3790	

SUP CRT JUSTICE ST OF OH FTC 1/1/2025 (Vote for 1)

587284 ballots (225 over voted ballots, 225 overvotes, 47194 undervotes), 894091 registered voters, turnout 65.69%

Michael P. Donnelly	362035	67.06%
Megan E. Shanahan	177830	32.94%
Total	539865	100.00%
Overvotes	225	
Undervotes	47194	

SUP CRT JUSTICE ST OF OH FTC 1/2/2025 (Vote for 1)

587284 ballots (224 over voted ballots, 224 overvotes, 63012 undervotes), 894091 registered voters, turnout 65.69%

Joseph T. Deters	170080	32.46%
Melody J. Stewart	353968	67.54%
Total	524048	100.00%
Overvotes	224	
Undervotes	63012	

SUP CRT JUSTICE ST OF OH UTE 12/31/2026 (Vote for 1)

587284 ballots (156 over voted ballots, 156 overvotes, 66602 undervotes), 894091 registered voters, turnout 65.69%

Lisa Forbes	352257	67.67%
Daniel R. Hawkins	168269	32.33%
Total	520526	100.00%
Overvotes	156	
Undervotes	66602	

U.S. SENATOR (Vote for 1)

587284 ballots (663 over voted ballots, 663 overvotes, 17138 undervotes), 894091 registered voters, turnout 65.69%

Sherrod Brown	384043	67.44%
Don Kissick	14239	2.50%
Bernie Moreno	170671	29.97%
Write-In	530	0.09%
Total	569483	100.00%
Overvotes	663	
Undervotes	17138	

REPRESENTATIVE TO CONGRESS 7TH DISTRICT (Vote for 1)

260044 ballots (211 over voted ballots, 211 overvotes, 16319 undervotes), 341413 registered voters, turnout 76.17%

Matt Diemer	99478	40.85%
Dennis J. Kucinich	36697	15.07%
Max Miller	107339	44.08%
Total	243514	100.00%
Overvotes	211	
Undervotes	16319	

Amended Official Results
 Cuyahoga County, November 5, 2024 Presidential General
 All Precincts, All Districts, All Counter Groups, All ScanStations, All Contests, All Boxes
 967 precincts reported out of 967 total
 Total Ballots Cast: 587284, Registered Voters: 894091, Overall Turnout: 65.69%

Choice	Votes	Vote %
REPRESENTATIVE TO CONGRESS 11TH DISTRICT (Vote for 1)		
327240 ballots (384 over voted ballots, 384 overvotes, 24096 undervotes), 552678 registered voters, turnout 59.21%		
Shontel Brown	236883	78.24%
Sean Freeman	6107	2.02%
Alan Rapoport	59394	19.62%
Write-in	376	0.12%
Total	302760	100.00%
Overvotes	384	
Undervotes	24096	
STATE SENATOR 18TH DISTRICT (Vote for 1)		
81845 ballots (13 over voted ballots, 13 overvotes, 7081 undervotes), 105535 registered voters, turnout 77.55%		
Jerry Cirino	33345	44.61%
Katie O'Neill	41406	55.39%
Total	74751	100.00%
Overvotes	13	
Undervotes	7081	
STATE SENATOR 24TH DISTRICT (Vote for 1)		
180955 ballots (41 over voted ballots, 41 overvotes, 18723 undervotes), 252996 registered voters, turnout 71.52%		
Sue Durichko	75378	46.47%
Thomas F. Patton	86813	53.53%
Total	162191	100.00%
Overvotes	41	
Undervotes	18723	
STATE REP 13TH DISTRICT (Vote for 1)		
50800 ballots (13 over voted ballots, 13 overvotes, 5630 undervotes), 84088 registered voters, turnout 60.41%		
Robert E. Dintaman	10625	23.53%
Tristan W. Rader	34532	76.47%
Total	45157	100.00%
Overvotes	13	
Undervotes	5630	
STATE REP 14TH DISTRICT (Vote for 1)		
52968 ballots (14 over voted ballots, 14 overvotes, 6152 undervotes), 79604 registered voters, turnout 66.54%		
Sean Patrick Brennan	27198	58.11%
David Morgan	19604	41.89%
Total	46802	100.00%
Overvotes	14	
Undervotes	6152	
STATE REP 15TH DISTRICT (Vote for 1)		
57701 ballots (14 over voted ballots, 14 overvotes, 7966 undervotes), 83043 registered voters, turnout 69.48%		
Aaron L. Borowski	22599	45.45%
Chris Glassburn	27122	54.55%
Total	49721	100.00%
Overvotes	14	
Undervotes	7966	
STATE REP 16TH DISTRICT (Vote for 1)		
69358 ballots (14 over voted ballots, 14 overvotes, 7316 undervotes), 91527 registered voters, turnout 75.78%		
Daniel James Harrington	24375	39.30%
Bride Rose Sweeney	37653	60.70%
Total	62028	100.00%
Overvotes	14	
Undervotes	7316	

Amended Official Results
 Cuyahoga County, November 5, 2024 Presidential General
 All Precincts, All Districts, All Counter Groups, All ScanStations, All Contests, All Boxes
 967 precincts reported out of 967 total
 Total Ballots Cast: 587284, Registered Voters: 894091, Overall Turnout: 65.69%

Choice	Votes	Vote %
STATE REP 17TH DISTRICT (Vote for 1)		
70286 ballots (9 over voted ballots, 9 overvotes, 7231 undervotes), 90349 registered voters, turnout 77.79%		
Mike Dovilla	34403	54.57%
Jessica Sutherland	28643	45.43%
Total	63046	100.00%
Overvotes	9	
Undervotes	7231	
STATE REP 18TH DISTRICT (Vote for 1)		
61234 ballots (25 over voted ballots, 25 overvotes, 4904 undervotes), 95880 registered voters, turnout 63.87%		
Justyn Anderson	5991	10.64%
Juanita O. Brent	50276	89.29%
Write-in	38	0.07%
Total	56305	100.00%
Overvotes	25	
Undervotes	4904	
STATE REP 19TH DISTRICT (Vote for 1)		
72442 ballots (16 over voted ballots, 16 overvotes, 7930 undervotes), 92972 registered voters, turnout 77.92%		
Kenny Godhavec	27718	42.98%
Phil Robinson	36778	57.02%
Total	64496	100.00%
Overvotes	16	
Undervotes	7930	
STATE REP 20TH DISTRICT (Vote for 1)		
36835 ballots (20 over voted ballots, 20 overvotes, 4828 undervotes), 87732 registered voters, turnout 41.99%		
Terrence Upchurch	27309	85.38%
Donna Walker-Brown	4678	14.62%
Total	31987	100.00%
Overvotes	20	
Undervotes	4828	
STATE REP 21ST DISTRICT (Vote for 1)		
59533 ballots (10 over voted ballots, 10 overvotes, 6031 undervotes), 89630 registered voters, turnout 66.42%		
Joshua Malovasic	11116	20.78%
Eric Synenberg	42376	79.22%
Total	53492	100.00%
Overvotes	10	
Undervotes	6031	
STATE REP 22ND DISTRICT (Vote for 1)		
46724 ballots (11 over voted ballots, 11 overvotes, 5574 undervotes), 86703 registered voters, turnout 53.89%		
Darnell T. Brewer	35522	86.35%
Milan Wesley	5617	13.65%
Total	41139	100.00%
Overvotes	11	
Undervotes	5574	
STATE REP 23RD DISTRICT (Vote for 1)		
9403 ballots (1 over voted ballots, 1 overvotes, 827 undervotes), 12563 registered voters, turnout 74.85%		
Tony Hocevar	2778	32.40%
Daniel P. Troy	5797	67.60%
Total	8575	100.00%
Overvotes	1	
Undervotes	827	

Amended Official Results
 Cuyahoga County, November 5, 2024 Presidential General
 All Precincts, All Districts, All Counter Groups, All ScanStations, All Contests, All Boxes
 967 precincts reported out of 967 total
 Total Ballots Cast: 587284, Registered Voters: 894091, Overall Turnout: 65.69%

Choice	Votes	Vote %
8TH DIST COURT OF APPEALS FTC 1/1/2025 (Vote for 1)		
587284 ballots (0 over voted ballots, 0 overvotes, 240351 undervotes), 894091 registered voters, turnout 65.69%		
Deena R. Calabrese	346933	100.00%
Total	346933	100.00%
Overvotes	0	
Undervotes	240351	
8TH DIST COURT OF APPEALS FTC 1/2/2025 (Vote for 1)		
587284 ballots (0 over voted ballots, 0 overvotes, 249930 undervotes), 894091 registered voters, turnout 65.69%		
Michelle J. Sheehan	337354	100.00%
Total	337354	100.00%
Overvotes	0	
Undervotes	249930	
8TH DIST COURT OF APPEALS FTC 1/3/2025 (Vote for 1)		
587284 ballots (0 over voted ballots, 0 overvotes, 254409 undervotes), 894091 registered voters, turnout 65.69%		
Eileen T. Gallagher	332875	100.00%
Total	332875	100.00%
Overvotes	0	
Undervotes	254409	
8TH DIST COURT OF APPEALS FTC 2/9/2025 (Vote for 1)		
587284 ballots (0 over voted ballots, 0 overvotes, 258951 undervotes), 894091 registered voters, turnout 65.69%		
Mary J. Boyle	328333	100.00%
Total	328333	100.00%
Overvotes	0	
Undervotes	258951	
PROSECUTING ATTORNEY (Vote for 1)		
587284 ballots (0 over voted ballots, 0 overvotes, 239548 undervotes), 894091 registered voters, turnout 65.69%		
Michael C. O'Malley	347736	100.00%
Total	347736	100.00%
Overvotes	0	
Undervotes	239548	
COUNTY COUNCIL DISTRICT 2 (Vote for 1)		
54842 ballots (14 over voted ballots, 14 overvotes, 8568 undervotes), 77691 registered voters, turnout 70.59%		
Chris Breninghouse	14002	30.27%
Dale Miller	32258	69.73%
Total	46260	100.00%
Overvotes	14	
Undervotes	8568	
COUNTY COUNCIL DISTRICT 4 (Vote for 1)		
54858 ballots (19 over voted ballots, 19 overvotes, 8982 undervotes), 76935 registered voters, turnout 71.30%		
Mark C. Casselberry	24233	52.84%
Danielle Downs	21624	47.16%
Total	45857	100.00%
Overvotes	19	
Undervotes	8982	
COUNTY COUNCIL DISTRICT 6 (Vote for 1)		
72308 ballots (8 over voted ballots, 8 overvotes, 10273 undervotes), 91853 registered voters, turnout 78.72%		
Robert E. Schleper Jr	31136	50.20%
Jack H. Schron	30891	49.80%
Total	62027	100.00%
Overvotes	8	
Undervotes	10273	

Amended Official Results
 Cuyahoga County, November 5, 2024 Presidential General
 All Precincts, All Districts, All Counter Groups, All ScanStations, All Contests, All Boxes
 967 precincts reported out of 967 total
 Total Ballots Cast: 587284, Registered Voters: 894091, Overall Turnout: 65.69%

Choice	Votes	Vote %
CRT OF COM PLEAS GEN DIV FTC 1/6/2025 (Vote for 1)		
587068 ballots (0 over voted ballots, 0 overvotes, 328861 undervotes), 894091 registered voters, turnout 65.66%		
Carl J. Mazzone	258207	100.00%
Total	258207	100.00%
Overvotes	0	
Undervotes	328861	
CRT OF COM PLEAS GEN DIV FTC 1/7/2025 (Vote for 1)		
586353 ballots (0 over voted ballots, 0 overvotes, 318726 undervotes), 894091 registered voters, turnout 65.58%		
Lauren C. Moore	267627	100.00%
Total	267627	100.00%
Overvotes	0	
Undervotes	318726	
CRT OF COM PLEAS GEN DIV FTC 1/8/2025 (Vote for 1)		
585708 ballots (269 over voted ballots, 269 overvotes, 208662 undervotes), 894091 registered voters, turnout 65.51%		
Tim Hess	127094	33.73%
Mollie Ann Murphy	249683	66.27%
Total	376777	100.00%
Overvotes	269	
Undervotes	208662	
CRT OF COM PLEAS GEN DIV FTC 1/9/2025 (Vote for 1)		
585488 ballots (0 over voted ballots, 0 overvotes, 322668 undervotes), 894091 registered voters, turnout 65.48%		
Emily Hagan	262820	100.00%
Total	262820	100.00%
Overvotes	0	
Undervotes	322668	
CRT OF COM PLEAS GEN DIV FTC 1/10/2025 (Vote for 1)		
585488 ballots (193 over voted ballots, 193 overvotes, 210951 undervotes), 894091 registered voters, turnout 65.48%		
Ami Imbrogno	106343	28.41%
Joy Kennedy	268001	71.59%
Total	374344	100.00%
Overvotes	193	
Undervotes	210951	
CRT OF COM PLEAS GEN DIV FTC 1/11/2025 (Vote for 1)		
585488 ballots (288 over voted ballots, 288 overvotes, 196581 undervotes), 894091 registered voters, turnout 65.48%		
Daryl T. Dennie	186710	48.04%
Joan Synenberg	201909	51.96%
Total	388619	100.00%
Overvotes	288	
Undervotes	196581	
CRT OF COM PLEAS GEN DIV FTC 1/12/2025 (Vote for 1)		
585488 ballots (452 over voted ballots, 452 overvotes, 216068 undervotes), 894091 registered voters, turnout 65.48%		
Cassandra Collier-Williams	263028	71.29%
Jason Ralls	105940	28.71%
Total	368968	100.00%
Overvotes	452	
Undervotes	216068	
CRT OF COM PLEAS GEN DIV UTE 12/31/2026 (Vote for 1)		
585488 ballots (166 over voted ballots, 166 overvotes, 205690 undervotes), 894091 registered voters, turnout 65.48%		
Timothy W. Clary	152631	40.20%
Kira Krivosh	227001	59.80%

Amended Official Results
 Cuyahoga County, November 5, 2024 Presidential General
 All Precincts, All Districts, All Counter Groups, All ScanStations, All Contests, All Boxes
 967 precincts reported out of 967 total
 Total Ballots Cast: 587284, Registered Voters: 894091, Overall Turnout: 65.69%

Choice	Votes	Vote %
Total	379632	100.00%
Overvotes	166	
Undervotes	205690	

CRT OF COM PLEAS JUV DIV FTC 1/1/2025 (Vote for 1)

585488 ballots (0 over voted ballots, 0 overvotes, 306578 undervotes), 894091 registered voters, turnout 65.48%

Jennifer L. O'Malley	278910	100.00%
Total	278910	100.00%
Overvotes	0	
Undervotes	306578	

CRT OF COM PLEAS JUV DIV FTC 1/2/2025 (Vote for 1)

585488 ballots (0 over voted ballots, 0 overvotes, 318194 undervotes), 894091 registered voters, turnout 65.48%

Alison Nelson Floyd	267294	100.00%
Total	267294	100.00%
Overvotes	0	
Undervotes	318194	

CRT OF COM PLEAS JUV DIV FTC 1/3/2025 (Vote for 1)

585488 ballots (0 over voted ballots, 0 overvotes, 309587 undervotes), 894091 registered voters, turnout 65.48%

Thomas F. O'Malley	275901	100.00%
Total	275901	100.00%
Overvotes	0	
Undervotes	309587	

CLEVELAND HEIGHTS COUNCIL UTE 12/31/2027 (Vote for 1)

23688 ballots (0 over voted ballots, 0 overvotes, 11142 undervotes), 35127 registered voters, turnout 67.44%

James Posch	12546	100.00%
Total	12546	100.00%
Overvotes	0	
Undervotes	11142	

HIGHLAND HILLS MEMBER OF COUNCIL UTE 12/31/2025 (Vote for 1)

323 ballots (0 over voted ballots, 0 overvotes, 116 undervotes), 528 registered voters, turnout 61.17%

Robert L. Wright II	207	100.00%
Total	207	100.00%
Overvotes	0	
Undervotes	116	

SOUTH EUCLID CHARTER REVIEW COMMISSION (Vote for 9)

11150 ballots (0 over voted ballots, 0 overvotes, 91910 undervotes), 16081 registered voters, turnout 69.34%

Michael C. Love	3282	38.89%
Deborah Wright	5158	61.11%
Total	8440	100.00%
Overvotes	0	
Undervotes	91910	

1 State Issue (Vote for 1)

585179 ballots (313 over voted ballots, 313 overvotes, 64454 undervotes), 894091 registered voters, turnout 65.45%

Yes	336289	64.62%
No	184123	35.38%
Total	520412	100.00%
Overvotes	313	
Undervotes	64454	

2 Bay Village 1B Local Liquor Option (Vote for 1)

833 ballots (0 over voted ballots, 0 overvotes, 36 undervotes), 1036 registered voters, turnout 80.41%

Yes	697	87.45%
No	100	12.55%

Amended Official Results
 Cuyahoga County, November 5, 2024 Presidential General
 All Precincts, All Districts, All Counter Groups, All ScanStations, All Contests, All Boxes
 967 precincts reported out of 967 total
 Total Ballots Cast: 587284, Registered Voters: 894091, Overall Turnout: 65.69%

Choice	Votes	Vote %
Total	797	100.00%
Overvotes	0	
Undervotes	36	

3 Bedford 2A Local Liquor Option (Vote for 1)

545 ballots (0 over voted ballots, 0 overvotes, 70 undervotes), 789 registered voters, turnout 69.07%

Yes	341	71.79%
No	134	28.21%
Total	475	100.00%
Overvotes	0	
Undervotes	70	

4 Berea Tax Levy (Vote for 1)

9380 ballots (2 over voted ballots, 2 overvotes, 847 undervotes), 12676 registered voters, turnout 74.00%

For the Tax Levy	5494	64.40%
Against the Tax Levy	3037	35.60%
Total	8531	100.00%
Overvotes	2	
Undervotes	847	

5 Berea 5A Local Liquor Option (Vote for 1)

713 ballots (0 over voted ballots, 0 overvotes, 75 undervotes), 934 registered voters, turnout 76.34%

Yes	495	77.59%
No	143	22.41%
Total	638	100.00%
Overvotes	0	
Undervotes	75	

6 Bratenahl Tax Levy (Vote for 1)

990 ballots (0 over voted ballots, 0 overvotes, 69 undervotes), 1246 registered voters, turnout 79.45%

For the Tax Levy	570	61.89%
Against the Tax Levy	351	38.11%
Total	921	100.00%
Overvotes	0	
Undervotes	69	

7 Brecksville Zoning Cannabis (Vote for 1)

9256 ballots (14 over voted ballots, 14 overvotes, 726 undervotes), 11115 registered voters, turnout 83.27%

Yes	4827	56.68%
No	3689	43.32%
Total	8516	100.00%
Overvotes	14	
Undervotes	726	

8 Brecksville Zoning True North (Vote for 1)

9256 ballots (4 over voted ballots, 4 overvotes, 815 undervotes), 11115 registered voters, turnout 83.27%

Yes	5639	66.84%
No	2798	33.16%
Total	8437	100.00%
Overvotes	4	
Undervotes	815	

9 Broadview Hts Tax Levy (Vote for 1)

11653 ballots (4 over voted ballots, 4 overvotes, 922 undervotes), 14614 registered voters, turnout 79.74%

For the Tax Levy	6644	61.94%
Against the Tax Levy	4083	38.06%

Amended Official Results
 Cuyahoga County, November 5, 2024 Presidential General
 All Precincts, All Districts, All Counter Groups, All ScanStations, All Contests, All Boxes
 967 precincts reported out of 967 total
 Total Ballots Cast: 587284, Registered Voters: 894091, Overall Turnout: 65.69%

Choice	Votes	Vote %
Total	10727	100.00%
Overvotes	4	
Undervotes	922	

10 Chagrin Falls Tax Levy (Vote for 1)

2810 ballots (0 over voted ballots, 0 overvotes, 240 undervotes), 3605 registered voters, turnout 77.95%

For the Tax Levy	1873	72.88%
Against the Tax Levy	697	27.12%
Total	2570	100.00%
Overvotes	0	
Undervotes	240	

11 Cleveland 3B Local Liquor Option (Vote for 1)

561 ballots (0 over voted ballots, 0 overvotes, 47 undervotes), 862 registered voters, turnout 65.08%

Yes	453	88.13%
No	61	11.87%
Total	514	100.00%
Overvotes	0	
Undervotes	47	

12 Cleveland 3J Local Liquor Option (Vote for 1)

511 ballots (0 over voted ballots, 0 overvotes, 58 undervotes), 833 registered voters, turnout 61.34%

Yes	385	84.99%
No	68	15.01%
Total	453	100.00%
Overvotes	0	
Undervotes	58	

13 Cleveland 11K Local Liquor Option (Vote for 1)

387 ballots (0 over voted ballots, 0 overvotes, 79 undervotes), 959 registered voters, turnout 40.35%

Yes	228	74.03%
No	80	25.97%
Total	308	100.00%
Overvotes	0	
Undervotes	79	

14 Cleveland 13I Local Liquor Option (Vote for 1)

570 ballots (0 over voted ballots, 0 overvotes, 74 undervotes), 854 registered voters, turnout 66.74%

Yes	359	72.38%
No	137	27.62%
Total	496	100.00%
Overvotes	0	
Undervotes	74	

15 Cleveland 16C Local Liquor Option (Vote for 1)

544 ballots (0 over voted ballots, 0 overvotes, 81 undervotes), 872 registered voters, turnout 62.39%

Yes	307	66.31%
No	156	33.69%
Total	463	100.00%
Overvotes	0	
Undervotes	81	

16 Cleveland 16O Local Liquor Option (Vote for 1)

508 ballots (0 over voted ballots, 0 overvotes, 63 undervotes), 906 registered voters, turnout 56.07%

Yes	299	67.19%
No	146	32.81%

Amended Official Results
 Cuyahoga County, November 5, 2024 Presidential General
 All Precincts, All Districts, All Counter Groups, All ScanStations, All Contests, All Boxes
 967 precincts reported out of 967 total
 Total Ballots Cast: 587284, Registered Voters: 894091, Overall Turnout: 65.69%

Choice	Votes	Vote %
Total	445	100.00%
Overvotes	0	
Undervotes	63	

17 Cleveland 17H Local Liquor Option (Vote for 1)

626 ballots (1 over voted ballots, 1 overvotes, 59 undervotes), 849 registered voters, turnout 73.73%

Yes	482	85.16%
No	84	14.84%
Total	566	100.00%
Overvotes	1	
Undervotes	59	

18 Fairview Park 2A Local Liquor Option (Vote for 1)

175 ballots (0 over voted ballots, 0 overvotes, 21 undervotes), 257 registered voters, turnout 68.09%

Yes	131	85.06%
No	23	14.94%
Total	154	100.00%
Overvotes	0	
Undervotes	21	

19 Garfield Hts Charter Amendment (Vote for 1)

10735 ballots (8 over voted ballots, 8 overvotes, 1478 undervotes), 18985 registered voters, turnout 56.54%

Yes	4080	44.11%
No	5169	55.89%
Total	9249	100.00%
Overvotes	8	
Undervotes	1478	

20 Garfield Hts 1A Local Liquor Option (Vote for 1)

668 ballots (0 over voted ballots, 0 overvotes, 108 undervotes), 1250 registered voters, turnout 53.44%

Yes	349	62.32%
No	211	37.68%
Total	560	100.00%
Overvotes	0	
Undervotes	108	

21 Garfield Hts 7B Local Liquor Option (Vote for 1)

560 ballots (0 over voted ballots, 0 overvotes, 56 undervotes), 892 registered voters, turnout 62.78%

Yes	399	79.17%
No	105	20.83%
Total	504	100.00%
Overvotes	0	
Undervotes	56	

22 Gates Mills Tax Levy (Vote for 1)

1654 ballots (0 over voted ballots, 0 overvotes, 130 undervotes), 2109 registered voters, turnout 78.43%

For the Tax Levy	1017	66.73%
Against the Tax Levy	507	33.27%
Total	1524	100.00%
Overvotes	0	
Undervotes	130	

23 Hunting Valley Charter Amendment (Vote for 1)

422 ballots (0 over voted ballots, 0 overvotes, 39 undervotes), 581 registered voters, turnout 72.63%

Yes	339	88.51%
No	44	11.49%

Amended Official Results
 Cuyahoga County, November 5, 2024 Presidential General
 All Precincts, All Districts, All Counter Groups, All ScanStations, All Contests, All Boxes
 967 precincts reported out of 967 total
 Total Ballots Cast: 587284, Registered Voters: 894091, Overall Turnout: 65.69%

Choice	Votes	Vote %
Total	383	100.00%
Overvotes	0	
Undervotes	39	

24 Lakewood 1I Local Liquor Option (Vote for 1)

787 ballots (0 over voted ballots, 0 overvotes, 58 undervotes), 1050 registered voters, turnout 74.95%

Yes	659	90.40%
No	70	9.60%
Total	729	100.00%
Overvotes	0	
Undervotes	58	

25 Lakewood 3C Local Liquor Option (Vote for 1)

927 ballots (0 over voted ballots, 0 overvotes, 71 undervotes), 1195 registered voters, turnout 77.57%

Yes	740	86.45%
No	116	13.55%
Total	856	100.00%
Overvotes	0	
Undervotes	71	

26 Mayfield Hts C Local Liquor Option (Vote for 1)

925 ballots (0 over voted ballots, 0 overvotes, 145 undervotes), 1261 registered voters, turnout 73.35%

Yes	605	77.56%
No	175	22.44%
Total	780	100.00%
Overvotes	0	
Undervotes	145	

27 Middleburg Hts Tax Levy (Vote for 1)

8489 ballots (4 over voted ballots, 4 overvotes, 836 undervotes), 10985 registered voters, turnout 77.28%

For the Tax Levy	4438	58.02%
Against the Tax Levy	3211	41.98%
Total	7649	100.00%
Overvotes	4	
Undervotes	836	

28 Oakwood Charter Amendment (Vote for 1)

1908 ballots (0 over voted ballots, 0 overvotes, 230 undervotes), 2660 registered voters, turnout 71.73%

Yes	1391	82.90%
No	287	17.10%
Total	1678	100.00%
Overvotes	0	
Undervotes	230	

29 Olmsted Falls Tax Levy SWG (Vote for 1)

5263 ballots (1 over voted ballots, 1 overvotes, 494 undervotes), 6711 registered voters, turnout 78.42%

For the Tax Levy	2654	55.66%
Against the Tax Levy	2114	44.34%
Total	4768	100.00%
Overvotes	1	
Undervotes	494	

30 Olmsted Falls Tax Levy Parks (Vote for 1)

5263 ballots (0 over voted ballots, 0 overvotes, 469 undervotes), 6711 registered voters, turnout 78.42%

For the Tax Levy	3040	63.41%
Against the Tax Levy	1754	36.59%

Amended Official Results
 Cuyahoga County, November 5, 2024 Presidential General
 All Precincts, All Districts, All Counter Groups, All ScanStations, All Contests, All Boxes
 967 precincts reported out of 967 total
 Total Ballots Cast: 587284, Registered Voters: 894091, Overall Turnout: 65.69%

Choice	Votes	Vote %
Total	4794	100.00%
Overvotes	0	
Undervotes	469	

31 Olmsted Falls Tax Levy Fire (Vote for 1)

5263 ballots (1 over voted ballots, 1 overvotes, 397 undervotes), 6711 registered voters, turnout 78.42%

For the Tax Levy	3470	71.33%
Against the Tax Levy	1395	28.67%
Total	4865	100.00%
Overvotes	1	
Undervotes	397	

32 Orange Zoning Amendment (Vote for 1)

2413 ballots (1 over voted ballots, 1 overvotes, 141 undervotes), 3011 registered voters, turnout 80.14%

Yes	787	34.65%
No	1484	65.35%
Total	2271	100.00%
Overvotes	1	
Undervotes	141	

33 Parma 2C Local Liquor Option (Vote for 1)

777 ballots (1 over voted ballots, 1 overvotes, 88 undervotes), 1147 registered voters, turnout 67.74%

Yes	543	78.92%
No	145	21.08%
Total	688	100.00%
Overvotes	1	
Undervotes	88	

34 Parma Hts Charter Amendment 3-8 (Vote for 1)

9030 ballots (3 over voted ballots, 3 overvotes, 2144 undervotes), 13555 registered voters, turnout 66.62%

Yes	3840	55.79%
No	3043	44.21%
Total	6883	100.00%
Overvotes	3	
Undervotes	2144	

35 Parma Hts Charter Amendment 3-11 (Vote for 1)

9030 ballots (0 over voted ballots, 0 overvotes, 2124 undervotes), 13555 registered voters, turnout 66.62%

Yes	4633	67.09%
No	2273	32.91%
Total	6906	100.00%
Overvotes	0	
Undervotes	2124	

36 Parma Hts Charter Amendment 4-7 (Vote for 1)

9030 ballots (1 over voted ballots, 1 overvotes, 2002 undervotes), 13555 registered voters, turnout 66.62%

Yes	3279	46.66%
No	3748	53.34%
Total	7027	100.00%
Overvotes	1	
Undervotes	2002	

37 Parma Hts Charter Amendment 5-6 (Vote for 1)

9030 ballots (2 over voted ballots, 2 overvotes, 2006 undervotes), 13555 registered voters, turnout 66.62%

Yes	3501	49.86%
No	3521	50.14%

Amended Official Results
 Cuyahoga County, November 5, 2024 Presidential General
 All Precincts, All Districts, All Counter Groups, All ScanStations, All Contests, All Boxes
 967 precincts reported out of 967 total
 Total Ballots Cast: 587284, Registered Voters: 894091, Overall Turnout: 65.69%

Choice	Votes	Vote %
Total	7022	100.00%
Overvotes	2	
Undervotes	2006	

38 Pepper Pike Tax Levy (Vote for 1)

4542 ballots (1 over voted ballots, 1 overvotes, 280 undervotes), 5796 registered voters, turnout 78.36%

For the Tax Levy	3301	77.47%
Against the Tax Levy	960	22.53%
Total	4261	100.00%
Overvotes	1	
Undervotes	280	

39 Rocky River 3A Local Liquor Option (Vote for 1)

1005 ballots (1 over voted ballots, 1 overvotes, 69 undervotes), 1260 registered voters, turnout 79.76%

Yes	859	91.87%
No	76	8.13%
Total	935	100.00%
Overvotes	1	
Undervotes	69	

40 Rocky River 4B Local Liquor Option (Vote for 1)

749 ballots (0 over voted ballots, 0 overvotes, 76 undervotes), 986 registered voters, turnout 75.96%

Yes	569	84.55%
No	104	15.45%
Total	673	100.00%
Overvotes	0	
Undervotes	76	

41 Strongsville Tax Levy SWG (Vote for 1)

26684 ballots (12 over voted ballots, 12 overvotes, 2618 undervotes), 34034 registered voters, turnout 78.40%

For the Tax Levy	12152	50.52%
Against the Tax Levy	11902	49.48%
Total	24054	100.00%
Overvotes	12	
Undervotes	2618	

42 Strongsville Tax Levy Fiscal (Vote for 1)

26684 ballots (7 over voted ballots, 7 overvotes, 2683 undervotes), 34034 registered voters, turnout 78.40%

For the Tax Levy	10855	45.24%
Against the Tax Levy	13139	54.76%
Total	23994	100.00%
Overvotes	7	
Undervotes	2683	

43 Valley View Tax Levy (Vote for 1)

1257 ballots (0 over voted ballots, 0 overvotes, 77 undervotes), 1522 registered voters, turnout 82.59%

For the Tax Levy	763	64.66%
Against the Tax Levy	417	35.34%
Total	1180	100.00%
Overvotes	0	
Undervotes	77	

44 Warrensville Hts 3A Local Liquor Option (Vote for 1)

832 ballots (1 over voted ballots, 1 overvotes, 127 undervotes), 1431 registered voters, turnout 58.14%

Yes	447	63.49%
No	257	36.51%

Amended Official Results
 Cuyahoga County, November 5, 2024 Presidential General
 All Precincts, All Districts, All Counter Groups, All ScanStations, All Contests, All Boxes
 967 precincts reported out of 967 total
 Total Ballots Cast: 587284, Registered Voters: 894091, Overall Turnout: 65.69%

Choice	Votes	Vote %
Total	704	100.00%
Overvotes	1	
Undervotes	127	

45 Warrensville Hts 5A Local Liquor Option (Vote for 1)

527 ballots (0 over voted ballots, 0 overvotes, 104 undervotes), 737 registered voters, turnout 71.51%

Yes	298	70.45%
No	125	29.55%
Total	423	100.00%
Overvotes	0	
Undervotes	104	

46 Chagrin Falls Twp Resolution Electric (Vote for 1)

2891 ballots (3 over voted ballots, 3 overvotes, 548 undervotes), 3718 registered voters, turnout 77.76%

Yes	1880	80.34%
No	460	19.66%
Total	2340	100.00%
Overvotes	3	
Undervotes	548	

47 Chagrin Falls Twp Resolution Gas (Vote for 1)

2891 ballots (0 over voted ballots, 0 overvotes, 557 undervotes), 3718 registered voters, turnout 77.76%

Yes	1873	80.25%
No	461	19.75%
Total	2334	100.00%
Overvotes	0	
Undervotes	557	

48 Olmsted Twp Tax Levy (Vote for 1)

7885 ballots (3 over voted ballots, 3 overvotes, 527 undervotes), 10353 registered voters, turnout 76.16%

For the Tax Levy	5096	69.29%
Against the Tax Levy	2259	30.71%
Total	7355	100.00%
Overvotes	3	
Undervotes	527	

49 Cleveland Municipal School District (Vote for 1)

123821 ballots (44 over voted ballots, 44 overvotes, 19508 undervotes), 252620 registered voters, turnout 49.01%

For the Bond Issue and Levy	69840	66.98%
Against the Bond Issue and Levy	34429	33.02%
Total	104269	100.00%
Overvotes	44	
Undervotes	19508	

50 Garfield Hts City School District (Vote for 1)

9944 ballots (3 over voted ballots, 3 overvotes, 1054 undervotes), 17303 registered voters, turnout 57.47%

For the Tax Levy	3720	41.86%
Against the Tax Levy	5167	58.14%
Total	8887	100.00%
Overvotes	3	
Undervotes	1054	

51 Mayfield City School District (Vote for 1)

18960 ballots (5 over voted ballots, 5 overvotes, 1382 undervotes), 24951 registered voters, turnout 75.99%

For the Tax Levy	10129	57.64%
Against the Tax Levy	7444	42.36%

Amended Official Results
 Cuyahoga County, November 5, 2024 Presidential General
 All Precincts, All Districts, All Counter Groups, All ScanStations, All Contests, All Boxes
 967 precincts reported out of 967 total
 Total Ballots Cast: 587284, Registered Voters: 894091, Overall Turnout: 65.69%

Page: 15 of 15
 2024-12-09
 15:28:16

Choice	Votes	Vote %
Total	17573	100.00%
Overvotes	5	
Undervotes	1382	

52 Richmond Hts Local School District (Vote for 1)

5160 ballots (3 over voted ballots, 3 overvotes, 506 undervotes), 7243 registered voters, turnout 71.24%

For the Income Tax and Bond Issue	1747	37.56%
Against the Income Tax and Bond Issue	2904	62.44%
Total	4651	100.00%
Overvotes	3	
Undervotes	506	

53 Strongsville City School District (Vote for 1)

26684 ballots (9 over voted ballots, 9 overvotes, 1521 undervotes), 34034 registered voters, turnout 78.40%

For the Tax Levy	10082	40.08%
Against the Tax Levy	15072	59.92%
Total	25154	100.00%
Overvotes	9	
Undervotes	1521	

54 Warrensville Hts City School District (Vote for 1)

5932 ballots (0 over voted ballots, 0 overvotes, 785 undervotes), 10394 registered voters, turnout 57.07%

For the Tax Levy	3356	65.20%
Against the Tax Levy	1791	34.80%
Total	5147	100.00%
Overvotes	0	
Undervotes	785	

55 County of Cuyahoga Arts Tax (Vote for 1)

585179 ballots (199 over voted ballots, 199 overvotes, 63785 undervotes), 894091 registered voters, turnout 65.45%

Yes	372221	71.42%
No	148974	28.58%
Total	521195	100.00%
Overvotes	199	
Undervotes	63785	

Agenda Item

#5

Recount Summary

November 5, 2024 Presidential General Election

Automatic Recounts

37 – Parma Hts. Charter Amendment

Total Ballots Cast in Contest – 9,030

Total Ballots Hand Counted – 629 (6.9% of Total Ballots Cast)

Precinct Selected	Total Ballots Cast
PARMA HEIGHTS -01-A	629

The Ballot Department randomly selected one (1) precinct to be hand counted. The hand count of votes in the selected precincts matched the results of the Official Canvass. This hand counted precinct was rescanned and tabulated using electronic voting equipment. The electronic tabulation matched the results of the hand count and Official Canvass.

The remaining precincts (11 precincts) in the contest were rescanned and tabulated using electronic voting equipment. The electronic tabulation matched the Official Canvass.

County Council (District 6)

Total Ballots Cast in Contest – 72,308

Total Ballots Hand Counted – 3,770 (5.2% of Total Ballots Cast)

Precinct Selected	Total Ballots Cast
BRECKSVILLE -00-1	946
BROADVIEW HTS -02-A	832
BROADVIEW HTS -02-B	737
OAKWOOD -05-A	285
SEVEN HILLS -02-B	970

The Ballot Department randomly selected five (5) precincts to be hand counted. The hand count of votes in the selected precincts matched the results of the Official Canvass. This hand counted precinct was rescanned and tabulated using electronic voting equipment. The electronic tabulation matched the results of the hand count and Official Canvass.

The remaining precincts (90 precincts) in the contest were rescanned and tabulated using electronic voting equipment. The electronic tabulation matched the Official Canvass.

Recount Results

Cuyahoga County, November 5, 2024 Presidential General

All Precincts, All Districts, All Counter Groups, All ScanStations, 37 Parma Hts Charter Amendment 5-6,

COUNTY COUNCIL DISTRICT 6, All Boxes

Total Ballots Cast: 72308, Registered Voters: 894091, Overall Turnout: 8.09%

Page: 1 of 1

2024-12-05

10:08:30

Choice	Votes	Vote %
--------	-------	--------

All Precincts

COUNTY COUNCIL DISTRICT 6 (Vote for 1)

72308 ballots (8 over voted ballots, 8 overvotes, 10273 undervotes), 91853 registered voters, turnout 78.72%

Robert E. Schleper Jr	31136	50.20%
Jack H. Schron	30891	49.80%
Total	62027	100.00%
Overvotes	8	
Undervotes	10273	

37 Parma Hts Charter Amendment 5-6 (Vote for 1)

9030 ballots (2 over voted ballots, 2 overvotes, 2006 undervotes), 13555 registered voters, turnout 66.62%

Yes	3501	49.86%
No	3521	50.14%
Total	7022	100.00%
Overvotes	2	
Undervotes	2006	

Agenda Item

#6

Agenda Item #6

Acknowledgment of the post-election audit for the November 5, 2024, Presidential General Election will be conducted at the Board of Elections Tabulation Center, 3951 Perkins Avenue, Cleveland, Ohio 44114 beginning on December 11, 2024, at 9:30 a.m.

Agenda Item

#7

November 5, 2024 General Election Official Kids Ballot Results

In the November 5th, 2024 General Election Kids Ballot, a mock election held in Cuyahoga County, there was a total of 742 ballots cast and the results showcased the following winners in each contest:

- **Favorite Princess:** Elsa triumphed with 120 votes, followed by Tiana (98 votes).
- **Favorite Superhero:** Spiderman swung to victory with 169 votes, with Wonder Woman close behind at 156.
- **Favorite Ice Cream Flavor:** Cookies and Cream emerged as the favorite, garnering 147 votes, ahead of Chocolate with 130.
- **Favorite Sport:** Soccer took the top spot with 163 votes, with Basketball securing 120 votes.

The ballot also included a notable number of write-in votes and some overvotes and undervotes in each category.

Choice	Votes
--------	-------

All Precincts

FAVORITE PRINCESS (Vote for 1)

742 ballots (39 over voted ballots, 39 overvotes, 51 undervotes)

1 precincts reported out of 1 total

Anna	33
Ariel	63
Aurora	25
Belle	32
Cinderella	46
Elsa	120
Jasmine	54
Merida	19
Pocahontas	23
Rapunzel	47
Snow White	25
Tiana	98
<u>Write-In</u>	<u>67</u>
Total	652
Overvotes	39
Undervotes	51

FAVORITE SUPERHERO (Vote for 1)

742 ballots (42 over voted ballots, 42 overvotes, 40 undervotes)

1 precincts reported out of 1 total

Aquaman	19
Batman	58
Black Widow	34
Captain America	18
Green Lantern	11
Hulk	29
Ironman	55
Spiderman	169
Thor	25
Wonder Woman	156
<u>Write-In</u>	<u>86</u>
Total	660
Overvotes	42
Undervotes	40

FAVORITE ICE CREAM FLAVOR (Vote for 1)

742 ballots (34 over voted ballots, 34 overvotes, 53 undervotes)

1 precincts reported out of 1 total

Chocolate	130
Cookie Dough	83
Cookies and Cream	147
Rocky Road	15
Strawberry	93
Vanilla	118
<u>Write-In</u>	<u>69</u>
Total	655
Overvotes	34
Undervotes	53

FAVORITE SPORT (Vote for 1)

742 ballots (36 over voted ballots, 36 overvotes, 52 undervotes)

1 precincts reported out of 1 total

Baseball	85
Basketball	120
Football	66
Golf	34
Hockey	44
Soccer	163

Choice	Votes
Tennis	52
Write-In	90
Total	654
Overvotes	36
Undervotes	52

Agenda Item

#8

November 5, 2024 General Election Early In-Person Election Officials Performance Report

I. Opening and Closing EIP Voting Location

A. Initial setup (First Day of Voting)

On the first day of Early In-Person (EIP) voting (October 8th), seven ClearCast Scanners were turned on and made ready for voting for the election. A zero report was generated to show the machines had no ballots that were scanned and tabulated for the election. At least one full-time staff member was part of a bipartisan team responsible for performing this operation. The team then signed off on the Zero Report and stored it with the respective security logbook. Two ClearCast Scanners were closed but left active to serve as a back-up scanner in the event of any malfunctions of the primary scanners. Four scanners were positioned in the main voting area, and one was placed by the exit of the ADA area. Later in the voting cycle there were five scanners in the main voting area.

Meanwhile, another team prepared the Print Now on-demand ballot printing stations for voting by logging into the program, removing stored blank ballot stock from the locked cabinets and loading it into the printers.

B. Daily Opening and Closing of Polling Places

Unlike ClearCast Scanners used at the polling locations on Election Day, the ClearCast Scanners used at the EIP voting location are “opened” (turned on) and “closed” (shut down) each day, but technically polling is open until 7:30 p.m. on Election Night. Each day the BOE was open for voting during EIP Voting (October 8-November 3), we reviewed the ClearCast Scanner Audit Log for the opening and closing times of each ClearCast Scanner used. Security seals and total ballots cast were logged, reviewed and double-checked for discrepancies from closing the night before. There were no discrepancies found or noted by BOE staff.

To ensure the timely start to each day, the scanners were started up and ready for voters fifteen minutes prior to the opening of voting each day. For closing times, we first ensured that no machine was shut down prior to closing times prescribed by SOS directive.

Expecting a voter turnout equal to, if not greater than the November 2020 General Election, we started with sixteen full-time operators and eight part-time (10 a.m. to 2 p.m.) operators. We also worked with the Registration Department to have their staff process provisional voters and help voters with Registration issues. Anticipating turnout to ramp up every week, we added more full and part-time workers in Weeks Two and Three to a point where we were at full capacity of operators that could accommodate the space in the voting room (29 total with 26 regular voter operators and three provisional voter operators) by the beginning of Week Three (October 21st). Based on the voter participation figures after Week Two, the decision to scale up staff during Week Two and Three was wise. We were seeing significant uptick in turnout compared to four years ago. At the start of Week Three we had processed over 1,400 more voters than at that time in 2020. The two weekends before the election, we had full-time staff members from CPS and Registration present to handle an anticipated increase in voters. We also converted the back desk computer and added a ballot printing station there exclusively for curbside voters the last weekend.

C. Signing the Oath of Office

Before Early In-Person voting began, a designee of the manager of CPS (Stephen Doell, Supervisor) administered the Oath to the Early In-Person Precinct Election Officials (EIP PEOs) orally and they, in turn, signed a written copy of the Oath.

D. Final close of Polls (Election Day 7:30 p.m.)

The final close of polls for the Early In-Person vote center was Sunday, November 3rd at 5:00 p.m. However, due to long lines outside the building operators continued processing voters for over two hours past said closing time. After the last voter scanned their ballot, all machines were put through the nightly shut down process, emptied, and the ballots secured. The machines were then sent to the Ballot Department on Election Day by a bipartisan team. The machines were completely shut down by Ballot Department staff at 7:30 p.m. election night and the vote tally memory sticks were removed and uploaded by the Ballot Department.

II. Self-Reporting of Problems

The EIP PEOs are temporary employees hired to assist with the implementation of early voting and are directly supervised by full-time staff of the CCBOE at all

times. In training, they are instructed to immediately inform the supervisors of any issues that arise. Therefore, after-the-fact reporting of incidents and ballot quantities by the temporary staff during Early In-Person Voting is not necessary.

III. Handling of Provisional Ballot

We issued a total of 2,239 Provisional ballots to voters throughout the election cycle. Of that total, 402 provisional ballots were issued on Election Day.

Note: A total of 392 EIP provisional ballots were rejected: 273 because the voter was not registered; 86 because the voter could not provide valid ID at the time of voting and did not present a valid ID before the close of EIP voting or the close of the cure period; and the remaining 33 for a variety of reasons such as missing or non-matching signature or date of birth.

IV. Reconciliation After Polls are Closed – Delivering Ballots to the Ballot Department

A. Completing Reconciliation Duties

The number of ballots issued cast at the CCBOE Early In-Person voting center was 62,922 including 174 Take-Away ballots; nearly ten thousand more than four years ago.

Note: A Take-Away ballot is like a Vote-by-Mail ballot in that the voter completes an application to receive their ballot. The ballot must be returned in the Identification Envelope and is under the same deadlines as a Vote-by-Mail ballot.

B. Delivering Ballots to the Ballot Department


Staff emptied the collection bins for each scanner daily and kept the ballots in separate stacks by scanner number. Ballots were then sorted to the precinct level daily the second day of voting and continued each day thereafter. After closing the ClearCast Scanners at the end of the EIP voting period, the machines were emptied of ballots one last time and sorted to precinct level. The ballots were then delivered to the Ballot Department by Election Support staff along with the remaining ClearCast Scanners.

A note on scanner usage: Due to memory limitations on the ballot scanners and the added weight of a countywide three-page ballot (and therefore tighter

storage capacity), CPS made arrangements with the Ballot and Election Support Departments to prepare extra ClearCast scanners to swap out the ClearCast scanners with fresh ones at the beginning of each week. Additionally, the machines were also swapped out each Friday before each weekend EIP voting was underway. This allowed the EIP teams sorting the ballots down to the precinct level to work with a more manageable number of ballots. Another challenge created with a three-page countywide ballot was that the holding compartments in the scanners filled up quicker than we have ever seen. This required staff to empty the ballots from the machines midday to avoid the machines jamming.

New Business

VOTE CUYAHOGA COUNTY
BOARD OF ELECTIONS



**NOVEMBER 5, 2024
GENERAL ELECTION BY
THE NUMBERS**

Table of Contents

Voter Turnout – Overall..... 2
 Compared to past presidential elections in Cuyahoga County..... 2
 Compared to the entire state in 2024 7
Voter Turnout – Vote-by-Mail (VBM)..... 8
 Compared to past presidential elections in Cuyahoga County..... 8
 Compared to the entire state in 2024 10
Voter Turnout – Early In-Person (EIP)..... 11
 Compared to past presidential elections in Cuyahoga County..... 11
 Compared to the entire state in 2024 11
Voter Turnout – Election Day (ED) 12
 Compared to past presidential elections in Cuyahoga County..... 12
 Compared to the entire state in 2024 13
 Election Day turnout by 4-hour blocks 13
The Makeup of the Electorate 14
Miscellaneous 17

Voter Turnout – Overall

Compared to past presidential elections in Cuyahoga County

- The *overall* turnout from the past four (4) Presidential General Elections:
 - **2024** – 65.7% (587,282)
 - **2020** – 71% (631,385)
 - **2016** – 69.2% (617,234)
 - **2012** – 70.1% (650,437)
- The average turnout from the previous three (3) Presidential General Elections was 70.5%.
- If turnout in 2024 equaled this average, Cuyahoga County would have had 630,135 voters vote in this election.
- Instead, we only had 587,282 votes in this election, or 42,853 fewer voters than the three-election average predicted.

Fun Fact

The oldest person to vote in this election was born on January 1, 1915.

- Precincts with the *highest* turnout in 2024:

- FAIRVIEW PARK -01-A – 86.9%
- BROADVIEW HEIGHTS -04-A – 86.6%
- BRECKSVILLE -00-G – 86.0%
- NORTH OLMSTED -03-B – 85.9%
- BRECKSVILLE -00-B – 85.9%

- Precincts with the *lowest* turnout in 2024:

- CLEVELAND -07-V – 8.4%
- CLEVELAND -06-N – 13.4%
- CLEVELAND -05-P – 14.1%
- CLEVELAND -07-W – 16.2%
- CLEVELAND -05-E – 19.5%

- For comparison, here are the precincts with the *highest* turnout in 2020:

- BRECKSVILLE -00-H – 91.6%
- FAIRVIEW PARK -01-A – 90.9%
- ROCKY RIVER -01-B – 90.4%
- VALLEY VIEW -00-B – 90.0%
- BROADVIEW HEIGHTS -04-A – 89.6%

- For comparison, here are the precincts with the *lowest* turnout in 2020:

- CLEVELAND -07-V – 10.0%
- CLEVELAND -05-P – 23.2%
- CLEVELAND -05-D – 25.6%
- CLEVELAND -05-A – 27.6%
- CLEVELAND -07-D – 28.0%

- Cities/Wards with the *highest* turnout in 2024:

- BRECKSVILLE – 83.5%
- INDEPENDENCE – 83.4%
- BAY VILLAGE – 83.1%
- HIGHLAND HEIGHTS – 82.9%
- WALTON HILLS & VALLEY VIEW – 82.8%

- Cities/Wards with the *lowest* turnout in 2024:

- CLEVELAND -05 – 30.0%
- CLEVELAND -07 – 34.5%
- CLEVELAND -14 – 36.4%
- EAST CLEVELAND – 41.8%
- CLEVELAND -09 – 43.3%

Fun Fact

Phone operators handled 7,741 inbound phone calls between Monday, Nov. 4, and Tuesday, Nov. 5.

- For comparison, here are the cities/wards with the *highest* turnout in 2020:
 - HIGHLAND HEIGHTS – 87.6%
 - BRECKSVILLE – 87.3%
 - BROOKLYN HEIGHTS & VALLEY VIEW – 86.8%
 - BAY VILLAGE & PEPPER PIKE – 86.6%
- For comparison, here are the cities/wards with the *lowest* turnout in 2020:
 - CLEVELAND -05 – 38.6%
 - CLEVELAND -14 – 40.8%
 - LINNDALE – 41.9%
 - CLEVELAND -07 – 44.4%
 - EAST CLEVELAND – 49.3%
- Overall voter turnout by city/ward:

City	Expected 2024 Turnout % (Avg. of 2012-2020)	Actual 2024 Turnout %	Difference in Turnout % Between 2024 and Avg. of 2012-2020
BAY VILLAGE	83.9%	83.1%	-0.8%
BEACHWOOD	79.0%	72.5%	-6.5%
BEDFORD	71.6%	64.8%	-6.8%
BEDFORD HEIGHTS	71.9%	62.7%	-9.1%
BENTLEYVILLE	82.2%	79.9%	-2.3%
BEREA	74.8%	74.2%	-0.7%
BRATENAHL	82.4%	79.5%	-3.0%
BRECKSVILLE	82.8%	83.5%	0.7%
BROADVIEW HEIGHTS	79.3%	79.9%	0.5%
BROOK PARK	71.1%	70.4%	-0.7%
BROOKLYN	69.7%	67.8%	-1.9%
BROOKLYN HEIGHTS	82.4%	82.4%	-0.1%
CHAGRIN FALLS	81.8%	78.1%	-3.7%
CHAGRIN FALLS TWP	77.6%	72.6%	-5.0%
CLEVELAND -01	67.9%	53.5%	-14.4%
CLEVELAND -02	60.2%	45.4%	-14.8%
CLEVELAND -03	56.9%	55.8%	-1.1%
CLEVELAND -04	61.0%	46.4%	-14.6%
CLEVELAND -05	47.0%	30.0%	-17.0%
CLEVELAND -06	58.7%	45.2%	-13.5%
CLEVELAND -07	49.7%	34.5%	-15.1%
CLEVELAND -08	59.6%	53.6%	-6.0%
CLEVELAND -09	55.0%	43.3%	-11.7%
CLEVELAND -10	58.2%	44.8%	-13.4%
CLEVELAND -11	57.9%	46.5%	-11.4%
CLEVELAND -12	54.5%	47.9%	-6.6%
CLEVELAND -13	62.6%	59.0%	-3.6%
CLEVELAND -14	43.7%	36.4%	-7.3%
CLEVELAND -15	54.2%	54.4%	0.2%

November 5, 2024 Presidential General
 Election by the Numbers

CLEVELAND -16	58.6%	55.0%	-3.7%
CLEVELAND -17	69.4%	73.3%	3.9%
CLEVELAND HEIGHTS	73.1%	67.6%	-5.5%
CUYAHOGA HEIGHTS	72.1%	80.4%	8.3%
EAST CLEVELAND	55.6%	41.8%	-13.7%
EUCLID	70.2%	60.4%	-9.9%
FAIRVIEW PARK	79.7%	80.3%	0.6%
GARFIELD HEIGHTS	66.8%	56.7%	-10.1%
GATES MILLS	82.7%	78.7%	-4.0%
GLENWILLOW	75.3%	70.6%	-4.6%
HIGHLAND HEIGHTS	84.0%	82.9%	-1.0%
HIGHLAND HILLS	66.8%	61.0%	-5.8%
HUNTING VALLEY	81.7%	73.1%	-8.6%
INDEPENDENCE	82.8%	83.4%	0.6%
LAKESWOOD	72.2%	74.1%	2.0%
LINNDALE	49.1%	46.9%	-2.2%
LYNDHURST	80.3%	78.6%	-1.7%
MAPLE HEIGHTS	68.9%	57.8%	-11.1%
MAYFIELD HEIGHTS	74.7%	71.4%	-3.3%
MAYFIELD VILLAGE	81.7%	81.2%	-0.5%
MIDDLEBURG HTS	78.7%	77.5%	-1.2%
MORELAND HILLS	83.2%	79.0%	-4.2%
NEWBURGH HEIGHTS	59.7%	56.5%	-3.3%
NORTH OLMSTED	76.3%	74.4%	-1.9%
NORTH RANDALL	67.6%	58.5%	-9.2%
NORTH ROYALTON	77.7%	77.2%	-0.5%
OAKWOOD	75.2%	71.8%	-3.4%
OLMSTED FALLS	78.5%	78.7%	0.2%
OLMSTED TOWNSHIP	77.5%	76.4%	-1.1%
ORANGE	83.0%	80.3%	-2.7%
PARMA	72.7%	71.2%	-1.5%
PARMA HEIGHTS	69.8%	67.0%	-2.7%
PEPPER PIKE	83.8%	78.5%	-5.2%
RICHMOND HEIGHTS	76.1%	71.6%	-4.5%
ROCKY RIVER	80.9%	78.8%	-2.1%
SEVEN HILLS	81.5%	81.5%	0.1%
SHAKER HEIGHTS	78.5%	73.5%	-5.1%
OLON	80.3%	77.8%	-2.5%
SOUTH EUCLID	76.0%	69.5%	-6.5%
STRONGSVILLE	79.6%	78.6%	-1.1%
UNIVERSITY HEIGHTS	75.3%	71.5%	-3.9%
VALLEY VIEW	82.7%	82.8%	0.1%
WALTON HILLS	83.4%	82.8%	-0.5%
WARRENSVILLE HTS	69.2%	57.2%	-12.0%
WESTLAKE	78.7%	76.3%	-2.3%
WOODMERE	71.0%	63.6%	-7.3%
TOTAL	70.5%	65.7%	-4.8%

Pink = -10% or <

Green = 0% or >

- Voted in 2020 but did **not** vote in 2024 (still registered in Cuyahoga County):

City	2024 Registered Voters	Voted in 2020 but did not vote in 2024	Voted in 2020 but did not vote in 2024 as % of 2020 Votes Cast
BAY VILLAGE	12,658	1,039	9.7%
BEACHWOOD	10,472	1,341	16.4%
BEDFORD	8,905	974	15.5%
BEDFORD HEIGHTS	7,606	970	17.6%
BENTLEYVILLE	795	88	13.6%
BEREA	12,677	1,240	12.7%
BRATENAHL	1,247	134	12.4%
BRECKSVILLE	11,110	895	9.4%
BROADVIEW HEIGHTS	14,613	1,248	10.6%
BROOK PARK	12,434	1,166	13.6%
BROOKLYN	7,479	833	15.4%
BROOKLYN HEIGHTS	1,122	96	9.8%
CHAGRIN FALLS	3,606	325	11.5%
CHAGRIN FALLS TWP	113	14	15.4%
CLEVELAND -01	16,181	2,061	20.2%
CLEVELAND -02	13,839	1,704	21.9%
CLEVELAND -03	19,439	2,637	24.2%
CLEVELAND -04	14,012	1,689	20.8%
CLEVELAND -05	12,702	1,411	29.1%
CLEVELAND -06	14,461	1,967	25.2%
CLEVELAND -07	14,516	1,805	26.9%
CLEVELAND -08	14,194	1,657	18.7%
CLEVELAND -09	15,485	1,882	24.8%
CLEVELAND -10	13,466	1,775	23.9%
CLEVELAND -11	14,380	1,695	22.4%
CLEVELAND -12	14,015	1,529	20.3%
CLEVELAND -13	14,857	1,660	17.5%
CLEVELAND -14	12,630	1,427	26.1%
CLEVELAND -15	15,881	1,921	20.3%
CLEVELAND -16	14,522	1,644	18.6%
CLEVELAND -17	16,697	1,579	12.4%
CLEVELAND HEIGHTS	35,120	4,356	17.1%
CUYAHOGA HEIGHTS	418	18	5.8%
EAST CLEVELAND	10,215	1,263	23.3%
EUCLID	34,664	4,250	17.8%
FAIRVIEW PARK	12,603	1,038	9.8%
GARFIELD HEIGHTS	18,979	2,413	19.8%
GATES MILLS	2,107	233	13.5%
GLENWILLOW	603	78	15.9%
HIGHLAND HEIGHTS	6,918	579	9.8%
HIGHLAND HILLS	528	85	22.4%
HUNTING VALLEY	580	82	18.6%
INDEPENDENCE	6,083	445	8.8%

LAKWOOD	37,485	3,757	12.9%
LINNDALE	81	2	6.5%
LYNDHURST	11,093	1,016	11.4%
MAPLE HEIGHTS	16,327	2,021	18.9%
MAYFIELD HEIGHTS	13,296	1,594	15.9%
MAYFIELD VILLAGE	2,631	226	10.3%
MIDDLEBURG HTS	10,981	1,002	11.2%
MORELAND HILLS	3,119	334	13.0%
NEWBURGH HEIGHTS	1,151	125	17.7%
NORTH OLMSTED	22,660	2,175	12.3%
NORTH RANDALL	727	100	22.1%
NORTH ROYALTON	22,222	2,096	11.8%
OAKWOOD	2,660	290	13.7%
OLMSTED FALLS	6,708	571	11.1%
OLMSTED TOWNSHIP	10,349	1,010	12.5%
ORANGE	3,010	287	11.9%
PARMA	52,369	5,218	13.3%
PARMA HEIGHTS	13,552	1,522	16.3%
PEPPER PIKE	5,797	654	14.0%
RICHMOND HEIGHTS	7,831	824	13.7%
ROCKY RIVER	16,764	1,609	11.8%
SEVEN HILLS	9,184	754	10.2%
SHAKER HEIGHTS	22,931	2,702	14.9%
OLON	18,021	1,971	13.3%
SOUTH EUCLID	16,079	1,892	15.6%
STRONGSVILLE	34,007	3,070	11.1%
UNIVERSITY HEIGHTS	9,173	1,148	16.4%
VALLEY VIEW	1,521	118	8.6%
WALTON HILLS	1,793	138	9.0%
WARRENSVILLE HTS	9,169	1,151	18.3%
WESTLAKE	25,680	2,608	12.8%
WOODMERE	506	56	15.6%
	893,809	97,287	15.4%

Pink = 20% or >

Compared to the entire state in 2024

- Turnout statewide was 71.7%, so Cuyahoga County (65.7%) came in a full 6% behind the rest of the state.
- Cuyahoga County had the third-lowest turnout as a percentage in the entire state, trailing only Lawrence County (62.9%) and Lucas County (63.6%).
- For comparison, in the 2020 General Election, eight (8) counties had a lower turnout than Cuyahoga. In 2016, 21 counties had a lower turnout, and in 2012 it was 47.

Voter Turnout – Vote-by-Mail (VBM)

Compared to past presidential elections in Cuyahoga County

- The VBM turnout from the past four (4) Presidential General Elections (% shows the number of VBM ballots compared to the number of registered voters):
 - 2024 – 18.6% (166,589)
 - 2020 – N/A (COVID)
 - 2016 – 21.8% (194,096)
 - 2012 – 23.9% (221,585)
- The average VBM turnout, as a percentage of registered voters, from the previous two (2) applicable Presidential General Elections was 22.9%.
- If VBM turnout in 2024 equaled this average, Cuyahoga County would have had 204,682 VBM voters in this election.
- Instead, we only had 166,589 VBM votes in this election, or 38,093 fewer VBM voters than the two-election average predicted.
- The low VBM total in 2024 comes despite having a return rate of 93%, which is higher than the typical return rate of 90%.
- For comparison, here are the cities/wards with the *highest* VBM turnout (as a % of total votes cast in that election) in 2024 compared to what the city/ward had in 2016:
 - CHAGRIN FALLS TWP: +8.8%
 - MORELAND HILLS: +6.9%
 - OLMSTED FALLS: +1.6%
 - CHAGRIN FALLS: +1.3%
 - ORANGE: +0.8%
- For comparison, here are the cities/wards with the *lowest* VBM turnout in 2024 compared to what the city/ward had in 2016:
 - CLEVELAND -14: -39.3%
 - CLEVELAND -10: -37.1%
 - EAST CLEVELAND: -36.6%
 - CLEVELAND -02: -36.1%
 - CLEVELAND -04: -33.6%

Fun Fact

Half of all VBM voters are over 65 years old. In fact, that age group voted more by mail than on Election Day.

- VBM turnout by city/ward compared to 2016:

City	2024 VBM % Returned	2024 VBM Ballots Returned as % of 2016
BAY VILLAGE	93.4%	97.5%
BEACHWOOD	91.0%	88.3%
BEDFORD	93.0%	91.4%
BEDFORD HEIGHTS	94.1%	80.6%
BENTLEYVILLE	92.6%	93.9%
BEREA	92.7%	88.4%
BRATENAHL	92.8%	83.3%
BRECKSVILLE	94.5%	94.6%
BROADVIEW HEIGHTS	95.0%	93.3%
BROOK PARK	93.5%	87.5%
BROOKLYN	93.1%	77.3%
BROOKLYN HEIGHTS	95.0%	66.7%
CHAGRIN FALLS	93.4%	101.3%
CHAGRIN FALLS TWP	94.9%	108.8%
CLEVELAND -01	92.4%	67.6%
CLEVELAND -02	89.0%	63.9%
CLEVELAND -03	91.3%	95.6%
CLEVELAND -04	90.3%	66.3%
CLEVELAND -05	76.5%	69.7%
CLEVELAND -06	89.1%	74.4%
CLEVELAND -07	84.5%	66.8%
CLEVELAND -08	87.8%	72.0%
CLEVELAND -09	84.9%	71.5%
CLEVELAND -10	87.6%	62.9%
CLEVELAND -11	88.9%	73.0%
CLEVELAND -12	89.1%	74.9%
CLEVELAND -13	92.0%	77.9%
CLEVELAND -14	83.7%	61.7%
CLEVELAND -15	89.5%	85.3%
CLEVELAND -16	90.3%	85.3%
CLEVELAND -17	93.4%	82.2%
CLEVELAND HEIGHTS	92.7%	87.6%
CUYAHOGA HEIGHTS	88.7%	56.7%
EAST CLEVELAND	88.0%	63.4%
EUCLID	92.3%	81.9%
FAIRVIEW PARK	94.5%	91.2%
GARFIELD HEIGHTS	93.7%	80.7%
GATES MILLS	90.7%	81.6%
GLENWILLOW	89.1%	51.6%
HIGHLAND HEIGHTS	95.4%	96.3%
HIGHLAND HILLS	85.2%	78.1%
HUNTING VALLEY	86.3%	68.8%

INDEPENDENCE	94.7%	83.2%
LAKEWOOD	93.4%	91.3%
LINNDALE	88.9%	50.0%
LYNDHURST	95.0%	100.2%
MAPLE HEIGHTS	93.1%	77.5%
MAYFIELD HEIGHTS	93.0%	95.3%
MAYFIELD VILLAGE	95.4%	87.0%
MIDDLEBURG HTS	93.6%	83.2%
MORELAND HILLS	94.0%	106.9%
NEWBURGH HEIGHTS	91.5%	74.4%
NORTH OLMSTED	94.6%	85.9%
NORTH RANDALL	87.9%	90.4%
NORTH ROYALTON	94.5%	91.3%
OAKWOOD	92.3%	90.2%
OLMSTED FALLS	94.6%	101.6%
OLMSTED TOWNSHIP	94.4%	97.3%
ORANGE	93.8%	100.8%
PARMA	94.4%	79.3%
PARMA HEIGHTS	94.6%	86.3%
PEPPER PIKE	92.5%	98.8%
RICHMOND HEIGHTS	94.3%	91.6%
ROCKY RIVER	93.5%	95.5%
SEVEN HILLS	95.8%	89.4%
SHAKER HEIGHTS	93.5%	85.8%
OLON	94.5%	92.8%
SOUTH EUCLID	94.8%	79.6%
STRONGSVILLE	95.2%	90.3%
UNIVERSITY HEIGHTS	89.5%	83.1%
VALLEY VIEW	94.6%	74.0%
WALTON HILLS	94.8%	81.5%
WARRENSVILLE HTS	93.4%	83.4%
WESTLAKE	94.0%	96.7%
WOODMERE	93.4%	78.1%
TOTAL	93.1%	85.6%

Pink = 75% or <

Compared to the entire state in 2024

- Statewide, 18% of all ballots were cast by mail (1,078,103). In Cuyahoga County it was 28%. In 2016, 22% of all ballots cast statewide were by mail. In Cuyahoga County it was 31%.
- As a percentage of all votes cast, Cuyahoga County led the state (28%), followed by Belmont (24%) and Geauga (23%).
- Cuyahoga County had the largest number of VBM ballots (166,589) in the state. Next was Franklin (127,363) and Hamilton (73,578).

Voter Turnout - Early In-Person (EIP)

Compared to past presidential elections in Cuyahoga County

- The *EIP* turnout from the past four (4) Presidential General Elections (% shows the number of EIP ballots compared to the number of registered voters):
 - 2024 - 7.0% (62,790)
 - 2020 - 6.0% (53,382)
 - 2016 - 4.3% (38,566)
 - 2012 - 4.9% (45,585)
- The 2024 Presidential General Election saw the highest EIP turnout in Cuyahoga County history with 9,408 more voters than the next highest election (2020).
- Cities/Wards with the *highest* EIP turnout in 2024 (as a % of total votes cast):
 - CLEVELAND -03 - 21.9%
 - SHAKER HEIGHTS - 17.9%
 - CLEVELAND HEIGHTS - 17.4%
 - CLEVELAND -15 - 16.2%
 - BRATENAHL - 15.7%
- Cities/Wards with the *lowest* EIP turnout in 2024 (as a % of total votes cast):
 - GLENWILLOW - 3.5%
 - VALLEY VIEW - 4.2%
 - BENTLEYVILLE - 4.3%
 - BROOKLYN HEIGHTS - 5.0%
 - BROOK PARK - 5.5%

Fun Fact

Statewide Cuyahoga County had the highest % of votes cast by mail (28%) but the lowest % during EIP voting (11%). In Ohio, more ballots were cast during EIP voting (26%) than by mail (18%). In 2016, it was the opposite, with 22% of ballots cast by mail compared to 12% during EIP voting.

Compared to the entire state in 2024

- Statewide, 26% of all ballots were cast Early In-Person (1,538,166). In Cuyahoga County it was 10.7%. In 2020, 8.5% of all ballots cast in Cuyahoga County were by during EIP voting.
- As a percentage of all votes cast, Cuyahoga County had the lowest turnout at 10.7%, followed by Summit (18.2%) and Franklin (20.9%). Both Hocking and Logan counties had over 50% of their voters vote during EIP voting.
- Cuyahoga County had the third highest number of EIP voters (62,790) in the state. Franklin was first (127,125), followed by Hamilton (95,978).

Voter Turnout - Election Day (ED)

Compared to past presidential elections in Cuyahoga County

- The *ED* turnout from the past four (4) Presidential General Elections (% shows the number of ED ballots compared to the number of registered voters):
 - 2024 - 40.0% (357,903)
 - 2020 - N/A (COVID)
 - 2016 - 43.2% (384,572)
 - 2012 - 41.3% (383,083)
- The average ED turnout, as a percentage of registered voters, from the previous two (2) applicable Presidential General Elections was 42.2%.
- If ED turnout in 2024 equaled this average, Cuyahoga County would have had 377,187 ED voters in this election.
- Instead, we only had 357,903 ED votes in this election, or 19,284 fewer ED voters than the two-election average predicted.
- Precincts with the *highest* ED turnout in 2024:
 - CUYAHOGA HEIGHTS -00-A - 63.2%
 - GLENWILLOW -01-A - 59.6%
 - LAKEWOOD -02-E - 58.5%
 - CLEVELAND -17-J - 58.3%
 - BROOKLYN HEIGHTS -00-A - 58.1%
- Precincts with the *lowest* ED turnout in 2024:
 - CLEVELAND -07-V - 5.1%
 - BEACHWOOD -00-C - 10.2%
 - CLEVELAND -07-W - 10.6%
 - CLEVELAND -07-D - 11.1%
 - CLEVELAND -06-N - 12.0%
- Cities/Wards with the *highest* ED turnout in 2024:
 - CUYAHOGA HEIGHTS - 63.2%
 - BROOKLYN HEIGHTS - 58.2%
 - VALLEY VIEW - 55.1%
 - WALTON HILLS - 54.9%
 - GLENWILLOW - 54.4%

Fun Fact

Equipment and Supplies at the Polls

- 13,213 items tracked in Asset Inventory Management system
- 705 optical ballot scanners
- 1,159 EPBs (601 cases)
- 4,853 voting booths
- 2,173 bags (ballot and supply)
- 27,700 pounds of ballot stock packed in ballot bags

- Cities/Wards with the *lowest* ED turnout in 2024:
 - CLEVELAND -05- 19.9%
 - CLEVELAND -07 - 21.4%
 - EAST CLEVELAND - 25.8%
 - CLEVELAND -06 - 26.5%
 - CLEVELAND -09 - 26.7%

Compared to the entire state in 2024

- Statewide, 55.3% of all ballots were cast on Election Day (3,235,118). In Cuyahoga County it was 61% (357,093). In 2016, 66% of all votes cast came on Election Day in Ohio. In Cuyahoga County it was 63%.
- As a percentage of all votes cast, Cuyahoga County (60.8%) had the 7th highest total in the state, trailing Ashtabula (62.6%), Sandusky (62.1%), Columbiana (62.1%), Highland (61.9%), Harrison and Lawrence (60.9%).

Election Day turnout by 4-hour blocks

2023		2022		2020	
Overall Turnout by 4-Hour Blocks		Overall Turnout by 4-Hour Blocks		Overall Turnout by 4-Hour Blocks	
6:30-11 AM	34%	6:30-11 AM	36%	6:30-11 AM	45%
11 AM-3 PM	27%	11 AM-4 PM	27%	11 AM-3 PM	27%
3-8 PM	38%	4-8 PM	36%	3-8 PM	28%

- For the November 5, 2024 Presidential General Election:
 - 6:30-11 AM - 44% (153,592)
 - 11 AM-3 PM - 21% (71,706)
 - 3-8 PM - 29% (103,171)
- For both the 2020 and 2024 Presidential General Elections, we are seeing a distinct voter turnout pattern that is different from other General Elections. In both, the turnout was intense in the first few hours of the day, then dropped off somewhat significantly the rest of the day, with a slight pick up later in the afternoon.
- In the other two General Elections with available data, turnout in the morning and the end of the day are about the same, with a little bit of a dip in the middle of the day.

Fun Fact

The number of voters who registered for the first time in Cuyahoga County in 2024 was 62,884.

The Makeup of the Electorate

- **Registered voters for the November 5, 2024 Presidential General Election, by age group:**

- 18–34-year-olds: 77,957 (9%)
- 25-34-year-olds: 170,601 (19%)
- 35-54-year-olds: 274,903 (31%)
- 55-64-year-olds: 140,668 (16%)
- 65-99-year-olds: 229,106 (26%)
- 100 and over: 556
- * Average age of 50

- For comparison, here are the *Registered voters* for the November 3, 2020 Presidential General Election, by **age group**:

- 18–34-year-olds: 86,382 (10%)
- 25-34-year-olds: 171,429 (19%)
- 35-54-year-olds: 267,302 (30%)
- 55-64-year-olds: 155,991 (18%)
- 65-99-year-olds: 207,446 (23%)

Fun Fact

The only age group to have a higher turnout in the 2024 General Election compared to 2020 is 65-99-year-olds.

- **Voter turnout for the November 5, 2024 Presidential General Election, by age group:**

- 18–34-year-olds: 40,944 (7% of votes cast/53% of voters for age group)
- 25-34-year-olds: 82,885 (14% of votes cast/49% of voters for age group)
- 35-54-year-olds: 172,728 (30% of votes cast/63% of voters for age group)
- 55-64-year-olds: 105,654 (18% of votes cast/75% of voters for age group)
- 65-99-year-olds: 182,821 (31% of votes cast/80% of voters for age group)
- 100 and over: 209 (0.01% of votes cast/38% of voters for age group)

- For comparison, here is the *Voter turnout* for the November 3, 2020 Presidential General Election, by **age group**:

- 18–34-year-olds: 48,876 (8% of votes cast/57% of voters for age group)
- 25-34-year-olds: 93,239 (15% of votes cast/54% of voters for age group)
- 35-54-year-olds: 187,689 (30% of votes cast/70% of voters for age group)
- 55-64-year-olds: 125,684 (20% of votes cast/81% of voters for age group)
- 65-99-year-olds: 175,068 (28% of votes cast/84% of voters for age group)

- **Voter turnout by category for the November 5, 2024 Presidential General Election, by age group:**

- **VBM:**

- 18-34-year-olds: 10,522 (6%)
- 25-34-year-olds: 13,801 (8%)
- 35-54-year-olds: 30,285 (18%)
- 55-64-year-olds: 27,917 (17%)
- 65-99-year-olds: 83,707 (50%)
- 100 and over: 177

- **EIP:**

- 18-34-year-olds: 5,369 (9%)
- 25-34-year-olds: 9,378 (15%)
- 35-54-year-olds: 17,230 (27%)
- 55-64-year-olds: 13,422 (21%)
- 65-99-year-olds: 17,508 (28%)
- 100 and over: 9

- **Election Day:**

- 18-34-year-olds: 23,984 (7%)
- 25-34-year-olds: 57,380 (17%)
- 35-54-year-olds: 121,889 (35%)
- 55-64-year-olds: 62,714 (18%)
- 65-99-year-olds: 79,832 (23%)
- 100 and over: 20

- **Voter turnout by category for the November 5, 2024 Presidential General Election, by the voter's last election:**

- **VBM:**

- New Voters (to Cuyahoga) – 10,781 (6% of all VBM ballots cast)
- March 19, 2024 Primary – 69,417 (42%)
- November 7, 2023 General Election – 48,828 (29%)
- November 8, 2022 General Election – 12,490 (7%)
- November 3, 2020 Presidential General Election – 14,039 (8%)

- **EIP:**

- New Voters (to Cuyahoga) – 6,996 (11% of all EIP ballots cast)
- March 19, 2024 Primary – 24,020 (38%)
- November 7, 2023 General Election – 21,417 (34%)
- November 8, 2022 General Election – 2,763 (4%)
- November 3, 2020 Presidential General Election – 3,995 (8%)

Fun Fact

15% of votes cast by new Cuyahoga County voters came during EIP voting, compared to 10% for all other voters. This accounted for 11% of all EIP votes cast.

- Election Day:
 - New Voters (to Cuyahoga) – 34,949 (10% of all ED ballots cast)
 - March 19, 2024 Primary – 85,330 (24%)
 - November 7, 2023 General Election – 136,736 (38%)
 - November 8, 2022 General Election – 21,085 (6%)
 - November 3, 2020 Presidential General Election – 40,051 (11%)
- *Voter turnout by category* for the November 5, 2024 Presidential General Election, compared to the **November 7, 2023 General Election:**

Fun Fact

There were 97,287 voters who voted in the 2020 General Election that did **not** vote in the 2024 General Election, or 15.4% of all 2020 votes cast.

- VBM:
 - Of the 166,589 VBM voters in the November 5, 2024 Presidential General Election:
 - ✓ 76,060 (46%) were VBM voters in November 2023
 - ✓ 2,702 (2%) were EIP voters in November 2023
 - ✓ 33,413 (20%) were ED voters in November 2023
 - ✓ 54,414 (33%) did not vote in November 2023
- EIP:
 - Of the 62,790 EIP voters in the November 5, 2024 Presidential General Election:
 - ✓ 2,330 (4%) were VBM voters in November 2023
 - ✓ 13,431 (21%) were EIP voters in November 2023
 - ✓ 27,990 (45%) were ED voters in November 2023
 - ✓ 19,039 (30%) did not vote in November 2023
- Election Day:
 - Of the 357,903 ED voters in the November 5, 2024 Presidential General Election:
 - ✓ 5,285 (2%) were VBM voters in November 2023
 - ✓ 4,205 (1%) were EIP voters in November 2023
 - ✓ 204,403 (57%) were ED voters in November 2023
 - ✓ 144,010 (40%) did not vote in November 2023

Miscellaneous

- The number of registered voters in Cuyahoga County grew by 19,467 in 2024 to 893,791.
- Of the 62,884 voters who registered for the first time in Cuyahoga County, only 54% (34,090) voted in the November 5, 2024 Presidential General Election:
 - VBM – 7,030 (21% of votes cast by new registered voters in Cuyahoga County)
 - EIP – 5,098 (15%)
 - Election Day – 20,049 (59%)
- According to the U.S. Census Bureau, Cuyahoga County has an estimated 982,771 people who are 18 years or older (i.e., eligible to be registered voters). The current number of registered voters is 893,791, so there are potentially 88,980 citizens who could be registered to vote but are not currently.
- If you look at voter turnout from the November 5, 2024 Presidential General Election compared to the number of people in Cuyahoga County who are age-eligible to vote, turnout was only 59.8%. Put another way, about 40% of people living in Cuyahoga County eligible to vote did not vote in this election.
- Election Day Workers:
 - Poll Workers – 4,153
 - High School Students – 228
 - Bilingual Workers – 110
 - Attorneys – 76
 - Social Workers – 25
 - Realtors – 15
 - Accountants - 17
 - Election Support Staff
 - Rovers - 177
 - Drop-Off Captains and Assistants – 199
 - Drivers and Riders – 146
- The Community Outreach Department held 235 events in 2024, speaking with over 10,100 voters.
- *Facebook* – At the 2024 SOS Summer Conference, a representative from Facebook (Meta) stated a tool existed for election administration accounts called a **Vote Alert**. Normally, when the CCBOE (or any Facebook account) posts content to its Facebook

Fun Fact

143 Confidential voters were processed on Election Day.

page, it is primarily only shared with its followers. Using the Vote Alert tool expands the reach of any given post, sharing it with ALL Facebook account users in a specified geographic area. Here is what this means in practical terms.

- Election Integrity Series – During the summer of 2024, the CCBOE conducted a 9-week series on Election Integrity, which accounted for 62 different Facebook posts. This was done before the CCBOE became aware of the Vote Alert tool. In total, these posts received 49,714 unique Impressions, which means these posts appeared in the Feeds of 49,714 Facebook users over the 62 posts.
- Vote Alerts – In the leadup to the November election, the CCBOE sent out 67 Vote Alerts, with 10 of them being sent to every Facebook user in Cuyahoga County, and the other 57 to individual municipalities. Across the 67 posts, there were 832,514 unique Impressions. A post announcing the mailing of the Voter Guide had 109,368 Impressions, which is more than double the number of Impressions all 62 of the Election Integrity Series posts received combined.