

# May 3, 2022 Primary Election Unofficial Results Profile

Updated 5/5/2022

## Election Overview

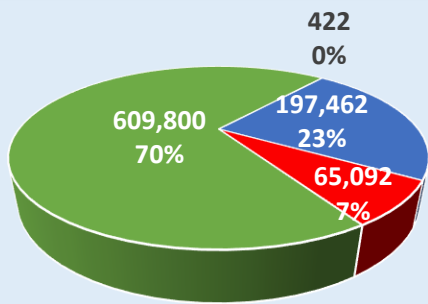
59 Municipalities      975 Precincts  
 288 Voting locations    924 Candidates  
 20 Issues (19 Municipal, 1 School Issue)

## Registered Voters

872,776 Total Registered Voters  
 197,462 Democrat    65,092 Republican  
 609,800 Nonpartisan    422 Minor Party

## 161,341 Total Ballots Cast

18% Turnout  
 126,535 Election Day (79%)  
 29,584 Vote-by-Mail (18%)  
 5,222 Early In-Person (3%)



## Absentee Voting in the May Primary Election

### Early In-Person Voting

Ballots cast by Early In-Person voters: **5,435**

### Vote-by-Mail

**Vote-by-Mail Ballots requested: 34,838**

4% of registered voters have requested ballots

### Ballot Requests by Party:

Dem.	Rep.	Nonpartisan	Minor Party
24,480	9,937	421	0

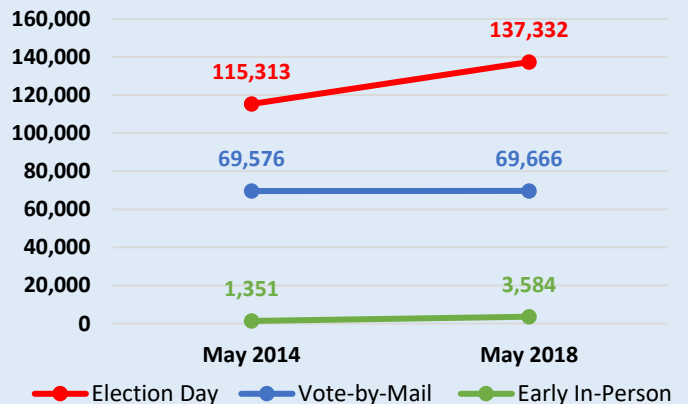
**Vote-by-Mail Ballots returned: 25,306**

73% of requested ballots have been returned

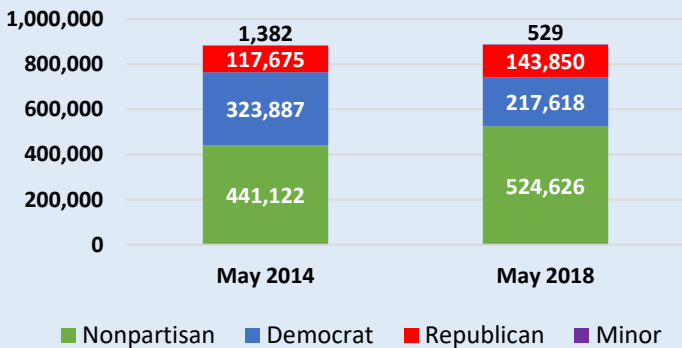
### Ballot Returns by Party:

Dem.	Rep.	Nonpartisan	Minor Party
17,210	7,805	291	0

## Voting Method Comparisons



## May Voter Registration History



## May Election Voting History

Election Year	May 2014	May 2018
Registered Voters	884,066	886,623
Total Ballots Cast	186,240	210,582
Election Day	115,313 (62%)	137,332 (65%)
Vote-by-Mail	69,576 (37%)	69,666 (33%)
Early In-Person	1,351 (1%)	3,584 (2%)

## Registered Voter Turnout History

