

# May 2, 2023 Unofficial Results Primary Election Profile

Updated 5/4/2023

## Election Overview:

**30** Municipalities    **226** Precincts  
**65** Voting locations    **12** Candidates (4 candidate contests)  
**22** Issues (17 Municipal, 4 School, 1 library Issue)

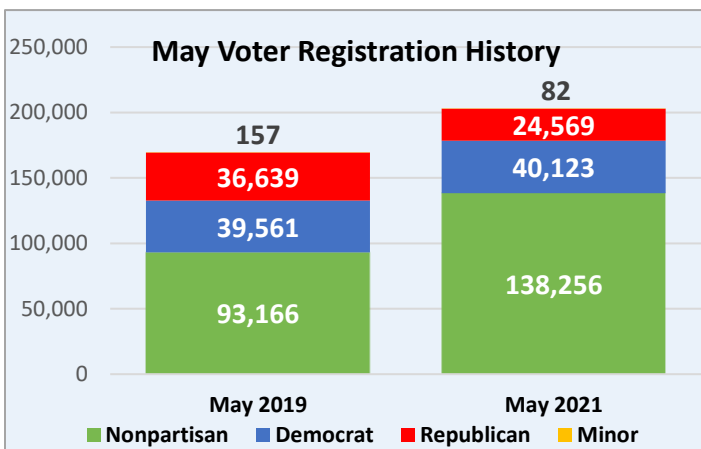
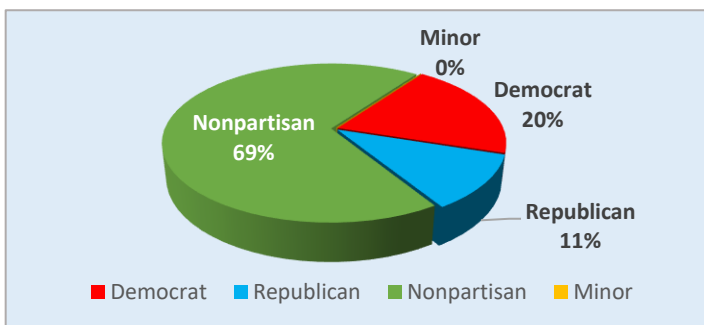
## Registered Voters:

**218,610** Registered Voters  
**43,626** Democrat    **24,332** Republican  
**150,622** Nonpartisan    **30** Minor Party

## 27,732 Total Ballots Cast

### 13% Turnout

**20,367** Election Day (73%)  
**7,006** Vote-by-Mail (25%)  
**359** Early In-Person (2%)



## May Election Voting History

Election Year	May 2019	May 2021
Registered Voters	169,523	203,030
Total Ballots Cast	35,872	38,307
Election Day	24,150 (67%)	21,721 (57%)
Vote-by-Mail	11,522 (32%)	16,384 (43%)
Early In-Person	200 (1%)	202 (0.5%)

## Absentee Voting in the May Primary Election

### Early In-Person Voting:

Ballots cast by Early In-Person voters: **359**

### Vote-by-Mail:

### Vote-by-Mail Ballots requested: **7,822**

4% of registered voters have requested ballots.

### Ballot Requests by Party:

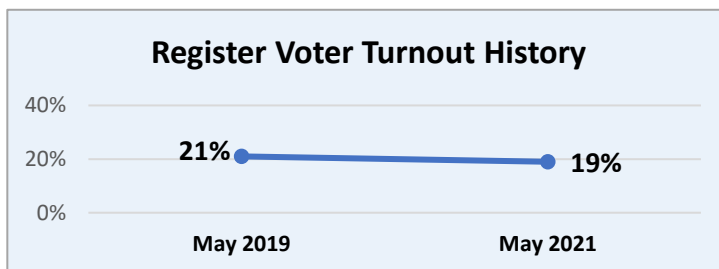
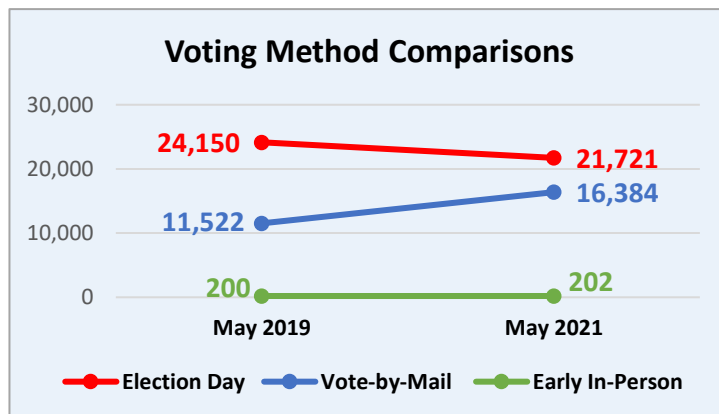
Dem.	Rep.	Nonpartisan	Minor Party
1,635	0	6,187	0

### Vote-by-Mail Ballots returned: **7,025**

90% of requested ballots have been returned.

### Ballot Returns by Party:

Dem.	Rep.	Nonpartisan	Minor Party
1,420	0	5,605	0



## May Election History: Precincts

May 2019	May 2021
176 Precincts	196 Precincts

## May Election History: Registered Voters

May 2019	May 2021
169,523	203,030