

March 19, 2024 Primary Election Profile

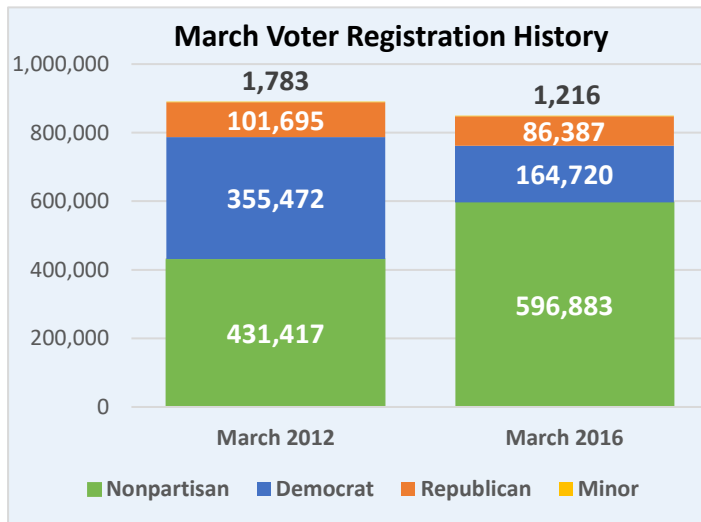
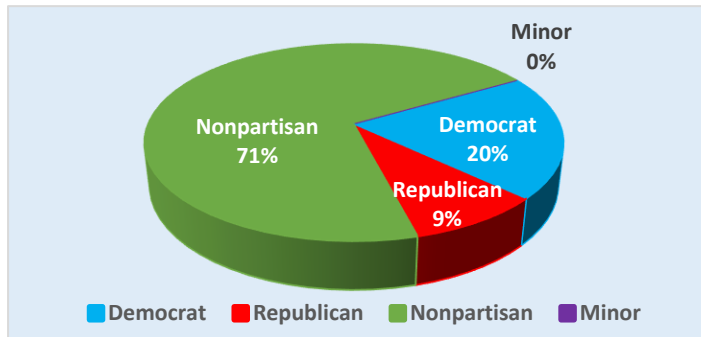
Updated 3/20/2024

Election Overview

- 59 Municipalities
- 967 Precincts
- 290 Voting locations
- 406 Candidates
- 26 Issues: 1 county, 5 school, 20 municipal

Registered Voters

- 177,577 Democrat
- 78,207 Republican
- 618,468 Nonpartisan
- 121 Minor Party
- 874,373 Registered Voters



March Primary Election Voting History

Election Year	March 2012	March 2016
Registered Voters	890,367	849,206
Total Ballots Cast	244,713	361,098
Election Day	148,650 (61%)	272,184 (75%)
Vote-by-Mail	94,685 (39%)	82,607 (23%)
Early In-Person	1,378 (0.05%)	6,307 (2%)

Absentee Voting in the March Primary Election

Early In-Person Voting:

Ballots cast by Early In-Person voters: **8,187**

Vote-by-Mail:

Vote-by-Mail Ballots requested: 61,986

7% of registered voters have requested ballots.

Ballot Requests by Party:

Dem.	Rep.	Nonpartisan	Minor Party
38,310	20,307	3,368	0

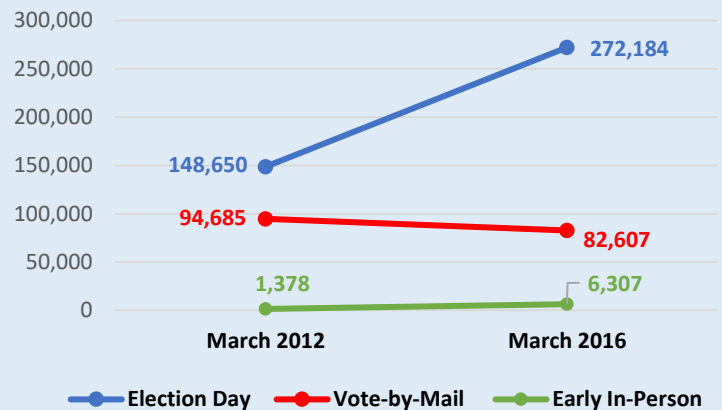
Vote-by-Mail Ballots returned: 54,133

87% of requested ballots have been returned.

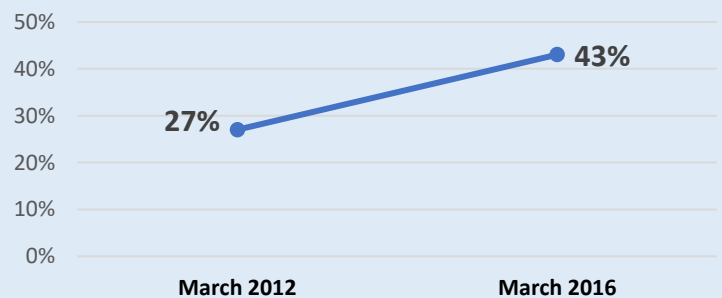
Ballot Returns by Party:

Dem.	Rep.	Nonpartisan	Minor Party
33,764	17,729	2,640	0

Voting Method Comparisons



Voter Turnout in March Elections



The March 17, 2020 Primary Election was moved to April 28, 2020 and Election Day Voting at the polls was eliminated. This was due to the Covid Pandemic. Because the March 17, 2020 Primary Election was unique, statistics from that Election have not been included in this profile.