

August 2, 2022, Primary Election Official Canvass Certification Data

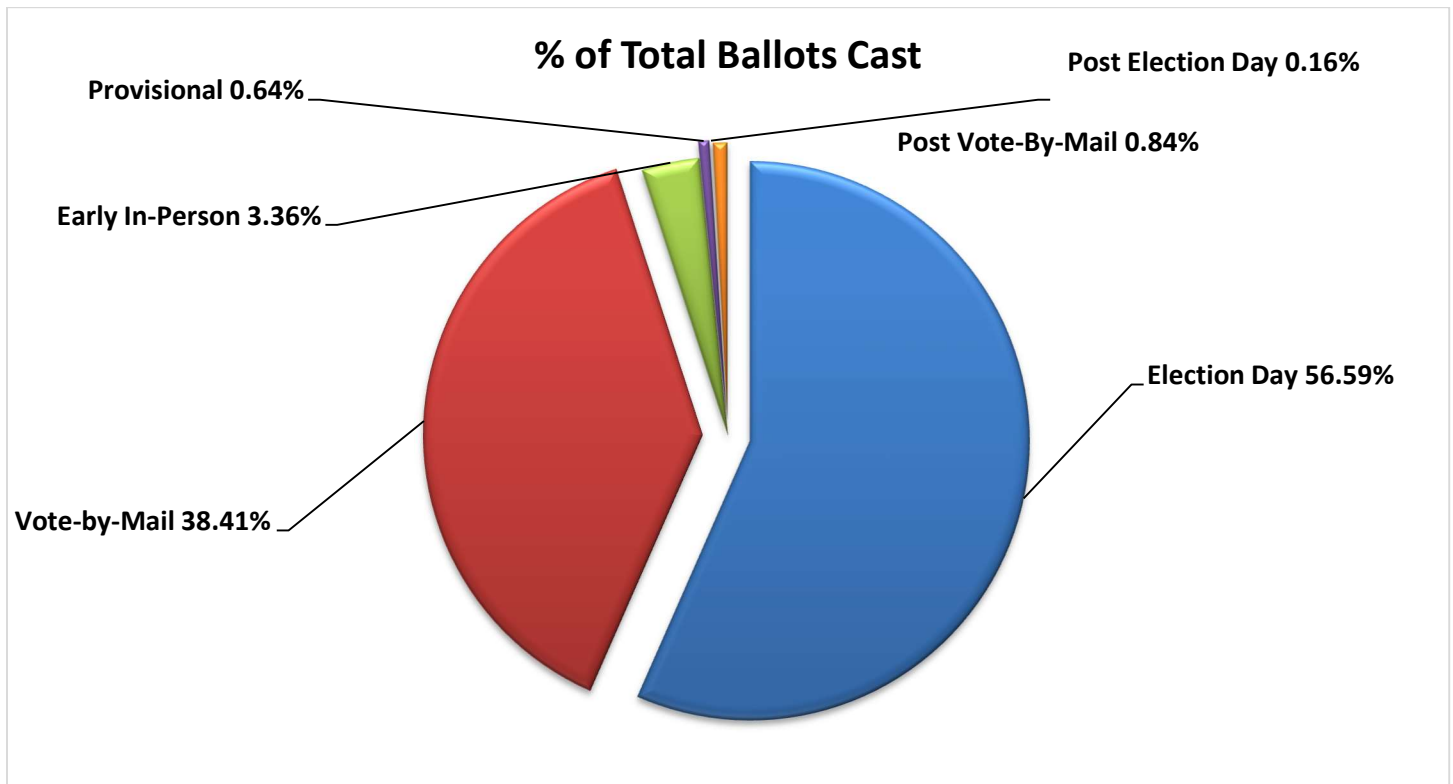
FINAL RESULTS

Official Election Results for the August 2, 2022, Primary Election are attached to the Election Summary Report.

SUMMARY OF OFFICIAL CANVASS

There were a total of 92,042 ballots tabulated for the August 2, 2022, Primary Election. Below is a breakdown of the ballots counted by category and a percentage of the total vote by category.

Category	Ballots Cast	% of Total Ballots Cast
<i>Election Day</i>	52,090	56.59%
<i>Vote-by-Mail</i>	35,350	38.41%
<i>Early In-Person</i>	3,094	3.36%
<i>Provisional</i>	590	0.64%
<i>Post-Election Day</i>	145	0.16%
<i>Post Vote-By-Mail</i>	773	0.84%
Total	92,042	



VOTE-BY-MAIL/EARLY IN-PERSON SUMMARY

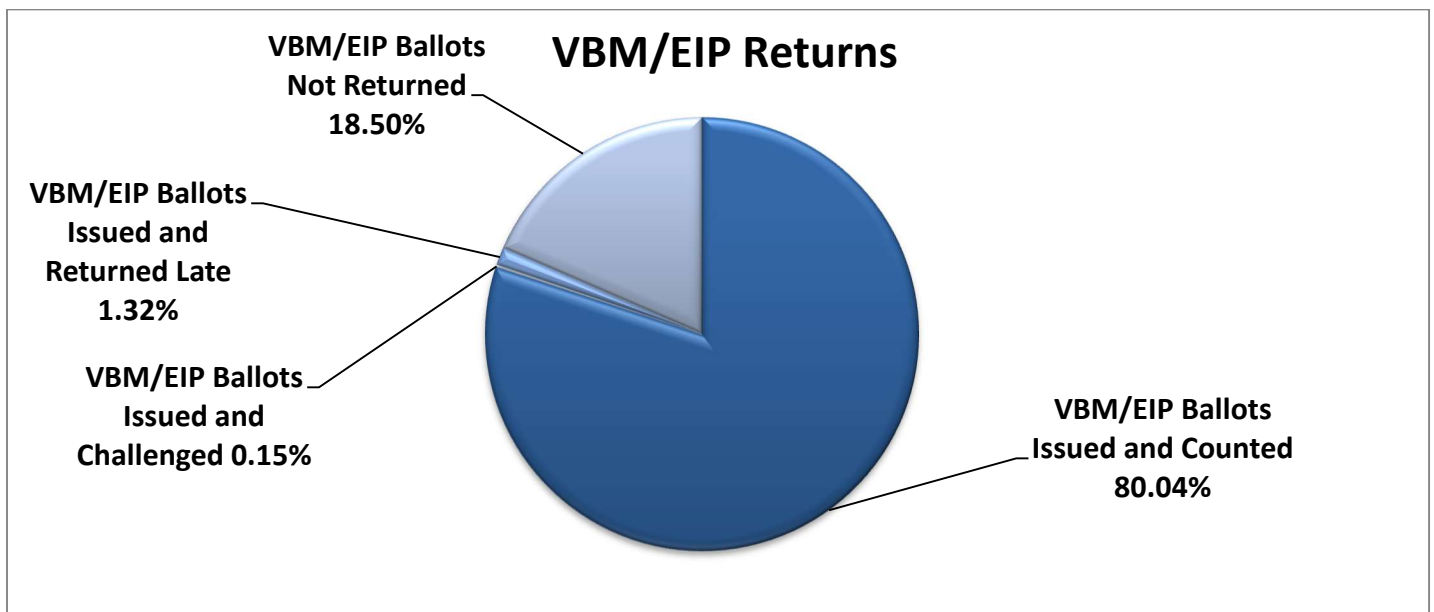
A total of 48,998 ballots were issued during Vote-by-Mail and Early In-Person voting. Of those ballots, 39,216 (80.04%) were returned and counted by the Ballot Department. There were 719 challenged or late VBM/EIP ballots, resulting in a 1.80%* Challenge Rate for this election.

*The Challenge Rate is 0.18% when voters who returned their ballot late are excluded.

VBM/EIP Data	Vote by Mail	Early In-Person	Military and Overseas	Total
Issued	45,592	3,094	312	48,998
Returned and Counted	36,045	3,094	77	39,216
Challenged	72	0	0	72
Returned Late	647	0	0	647
Not Returned	8,828	0	235	9,063

VBM/EIP Data - Challenge Rate	
Overall Return Rate	81.50%
Challenge Rate (Total)	1.80%
Challenge Rate (Late Removed)	0.18%

VBM/EIP Ballots Challenged	Number of Challenged Ballots	% of Total Challenged VBM
ID Invalid	24	33.33%
Signature Not Provided	17	23.61%
Ballot Not Returned With Envelope	12	16.67%
ID Envelope Not Returned	9	12.50%
ID Not Provided	7	9.72%
ID Envelope Incomplete	1	1.39%
Signature Invalid	1	1.39%
Stub Not Returned With Ballot	1	1.39%
Total	72	

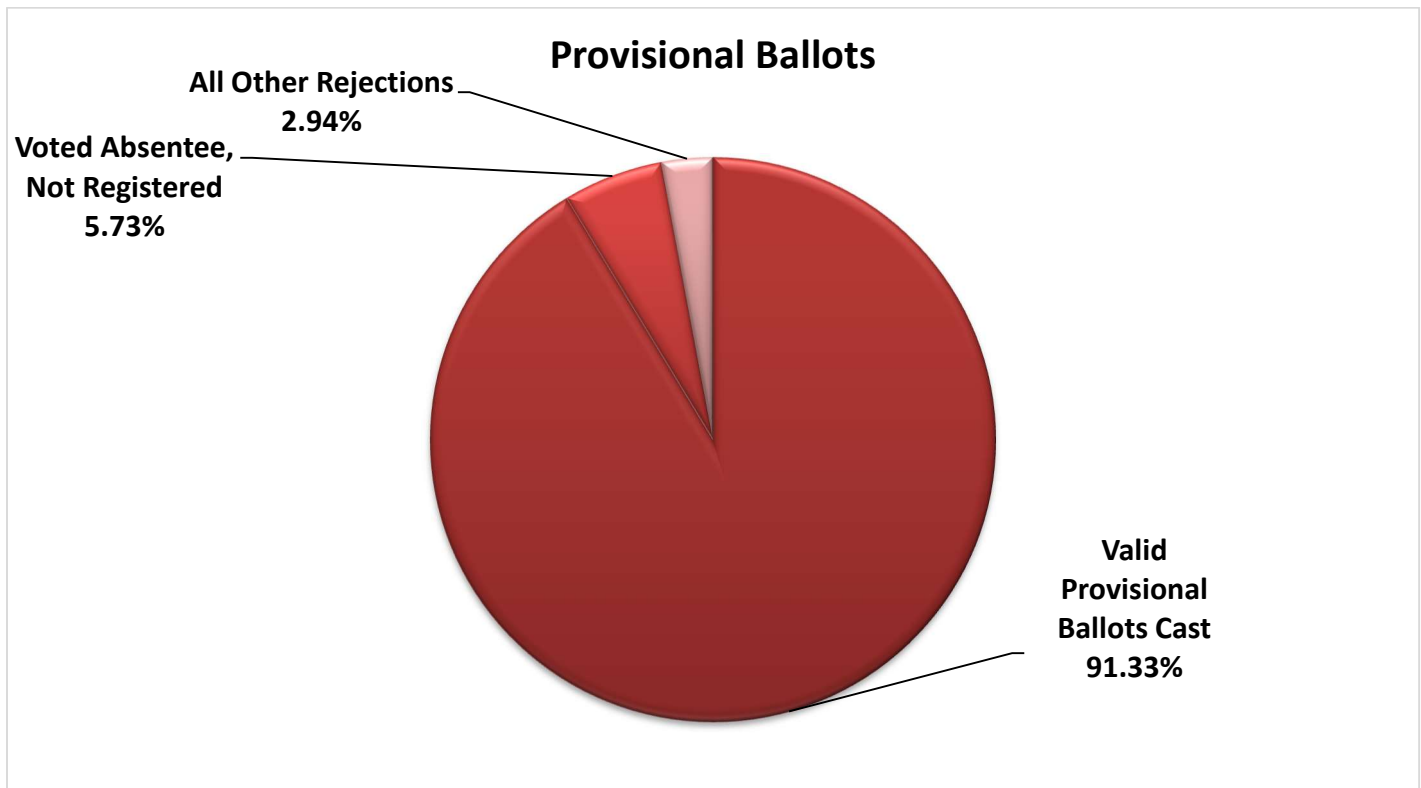


PROVISIONAL VOTING SUMMARY

A total of 646 Provisional Ballots were cast during the August 2, 2022, Primary Election. Of those ballots, 590 (91.33%) were valid and tabulated by the Ballot Department. There were 56 invalid Provisional Ballots, resulting in an 8.67%* rejection rate for this election.

*The Provisional Rejection Rate is 2.94% when provisional voters who have already cast a VBM Ballot or are Not Registered are excluded.

Provisional Data		
Total Provisional Ballots Cast	646	
Valid Provisional Ballots	590	91.33%
Wrong Precinct, Correct Location of Valid Provisionals	5	0.85%
Rejected Provisional Ballots	56	8.67%
Rejection Category	Rejected	% of Total Rejections
Not Registered	24	42.86%
Voted Absentee	13	23.21%
Wrong Precinct Wrong Location	6	10.71%
Empty Envelope	5	8.93%
Missing Address	3	5.36%
Non-Matching ID	2	3.57%
No Signature	1	1.79%
Missing DOB	1	1.79%
Voter Voted in Wrong County	1	1.79%



BALLOT REMAKES

During the election, 260 ballot sheets were processed in accordance with the CCBOE Remake Policy (approved by the Board on May 17, 2013). The overall remake rate for this election was 0.409%. Excluding UOCAVA & Voted For Ineligible Contest, the remake rate for this election was 0.285%.

(*) indicate categories in which no sheets are to be remade, rather the original ballot sheet is tabulated.

Reason for Remake	Number of Remakes	% of Total Remakes
1 - Ballot folded, torn or mutilated.	138	53.08%
2 - Ballot contains indeterminate marks not made by the voter.	-	0.00%
3 - UOCAVA Ballot that cannot be accurately read by automatic tabulating equipment.	79	30.38%
4 - Ballot contains votes for ineligible contest(s).	5	1.92%
5 - Inadvertent mark made by the voter, resulting in the scanner detecting an over vote or an indeterminate mark.	3	1.15%
6 - Voter marked entire ballot contrary to the instruction listed at the beginning of the ballot.	7	2.69%
*7 - Voter marked part of the ballot according to the ballot marking instructions contained on the ballot, and part of the ballot contrary to the instructions.	1	0.38%
*8 - Over vote, voter marked the ballot more than the permissible number of times for a particular contest, and there is no indication of contrary intent.	10	3.85%
9 - Voter marked the ballot more than the permissible number of times for a particular contest, however, the voter also made an indication of contrary intent and the voter's choice can be determined.	17	6.54%
*10 - Voter filled in the oval next to a candidate for an office and also cast a write-in vote for a different candidate for the same office by filling in the oval of, and the writing in of, the name of a write-in candidate.	-	0.00%
11 - Voter filled in the oval next to a candidate for an office and also cast a write-in vote for the same candidate for the same office by filling in the oval of, and the writing in of, the name of a write-in candidate.	-	0.00%
Total	260	100.00%

Category	Remake Count	Percent of Total
Unofficial Canvass	99	38.08%
Official Canvass	161	61.92%
Total	260	100.000%

Category	Remakes Removed	Remake Rate
Regular VBM & Provisional Ballot Scanning	176	0.479%
UOCAVA & Voted For Ineligible Contest	84	0.229%
Total	260	0.708%

OVER VOTES

There were a total of 109 over votes recorded, resulting in a 0.118% over vote rate for the election.

VOTER HISTORY / BALLOT RECONCILIATION

Nine hundred seventy-five (975) precincts were involved in this election. Voter History is complete.

Ballot Reconciliation is complete.

RECOUNTS

There is one (1) automatic recount for this election.

- For Member of State Central Committee, Man – 24th District – Democrat

The recount is scheduled for Tuesday, August 30 at 9:30 AM.

AUDIT

The post-election audit will be conducted beginning Tuesday, September 6 at 9:00 AM.

The audit will be conducted using the batch-based risk-limiting audit method.