

March 19, 2024 Primary Post Election Profile

Updated 4/11/2024

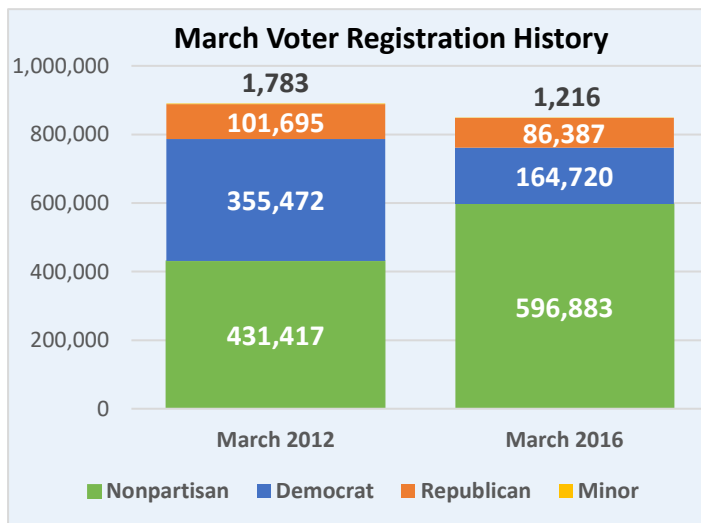
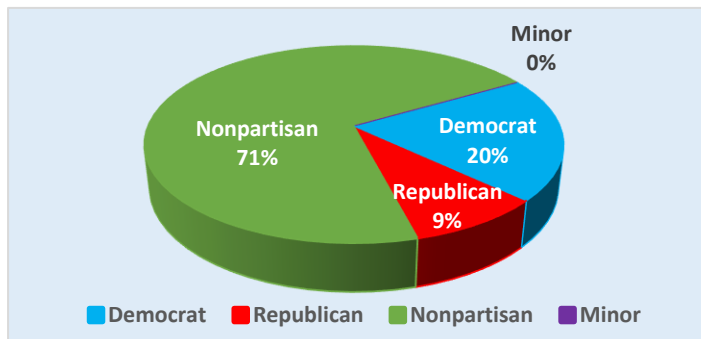
Election Overview

59 Municipalities 967 Precincts
290 Voting locations 406 Candidates
26 Issues: 1 county, 5 school, 20 municipal

Registered Voters: 874,373

177,577 Democrat 78,207 Republican
618,468 Nonpartisan 121 Minor Party

185,279 Total Ballots Cast
21% Turnout
119,840 Election Day (64%)
120,855 Election Day (887 provisional and 128 Post Election Day)(65%)
56,305 Vote-by-Mail (30%)
8,119 Early In-Person (5%)



March Primary Election Voting History

Election Year	March 2012	March 2016
Registered Voters	890,367	849,206
Total Ballots Cast	244,713	361,098
Election Day	148,650 (61%)	272,184 (75%)
Vote-by-Mail	94,685 (39%)	82,607 (23%)
Early In-Person	1,378 (0.05%)	6,307 (2%)

Absentee Voting in the March Primary Election

Early In-Person Voting:

Ballots cast by Early In-Person voters: **8,187**

Vote-by-Mail:

Vote-by-Mail Ballots requested: 61,986

7% of registered voters have requested ballots.

Ballot Requests by Party:

Dem.	Rep.	Nonpartisan	Minor Party
38,310	20,307	3,368	0

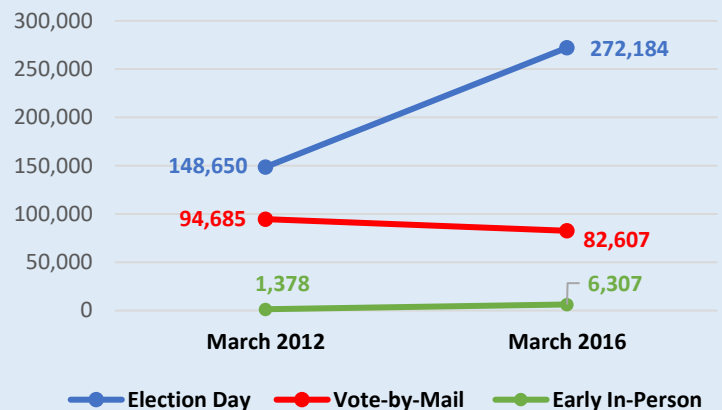
Vote-by-Mail Ballots returned: 56,788

90% of requested ballots have been returned.

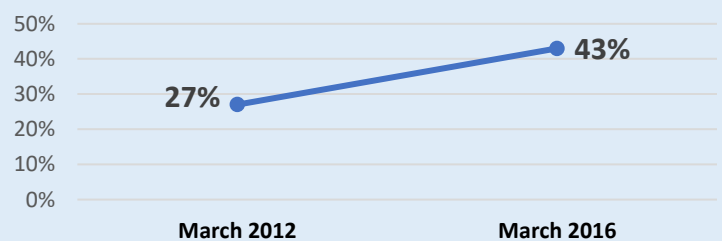
Ballot Returns by Party:

Dem.	Rep.	Nonpartisan	Minor Party
35,370	18,613	2,805	0

Voting Method Comparisons



Voter Turnout in March Elections



The March 17, 2020 Primary Election was moved to April 28, 2020 and Election Day Voting at the polls was eliminated. This was due to the Covid Pandemic. Because the March 17, 2020 Primary Election was unique, statistics from that Election have not been included in this profile.