

September 12, 2023 Primary Election Official Canvass Certification Data

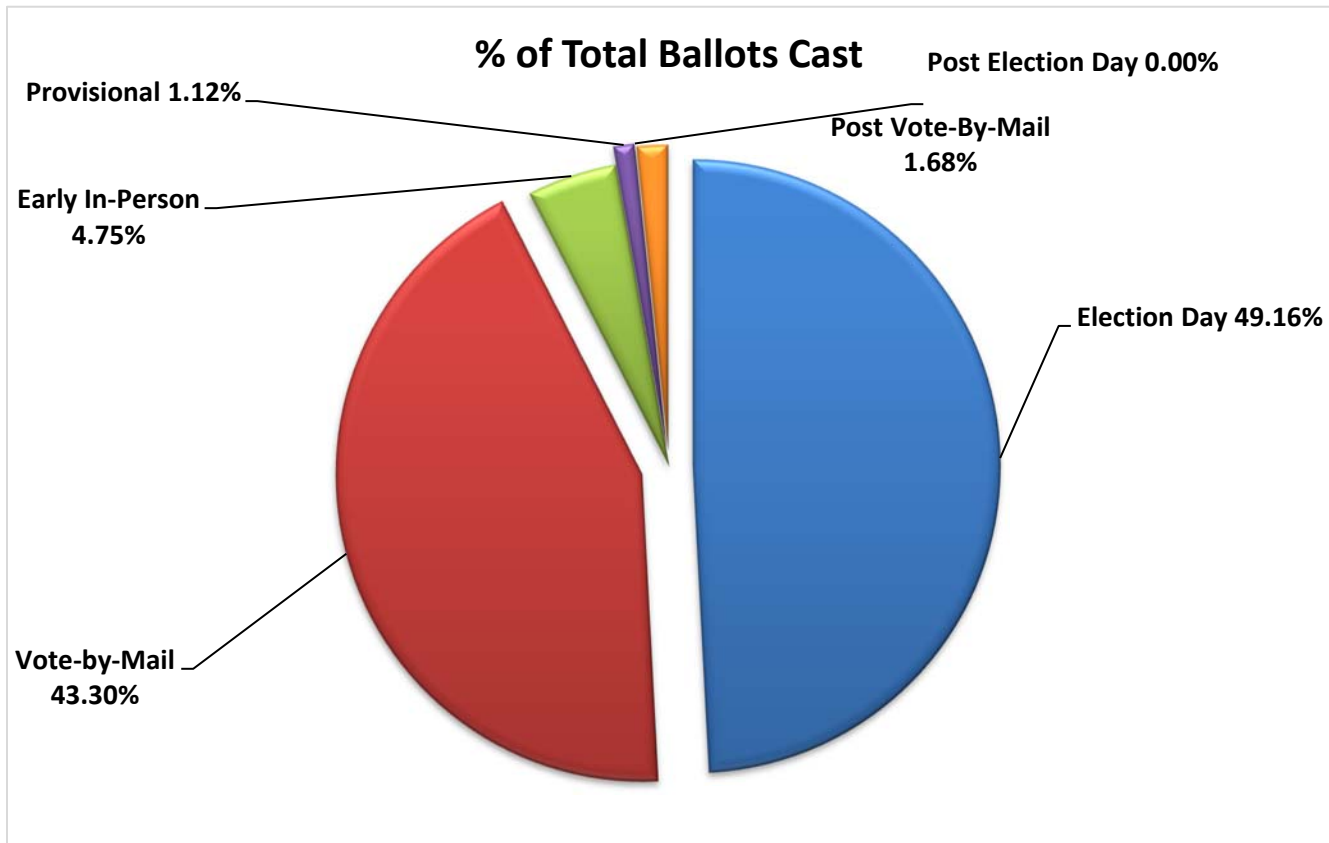
FINAL RESULTS

Official Election Results for the September 12, 2023 Primary Election are attached to the Election Summary Report.

SUMMARY OF OFFICIAL CANVASS

There was a total of 358 ballots tabulated for the September 12, 2023 Primary Election. Below is a breakdown of the ballots counted by category and a percentage of the total vote by category.

Category	Ballots Cast	% of Total Ballots Cast
<i>Election Day</i>	176	49.16%
<i>Vote-by-Mail</i>	155	43.30%
<i>Early In-Person</i>	17	4.75%
<i>Provisional</i>	4	1.12%
<i>Post Election Day</i>	0	0.00%
<i>Post Vote-By-Mail</i>	6	1.68%
Total	358	



VOTE-BY-MAIL/EARLY IN-PERSON SUMMARY

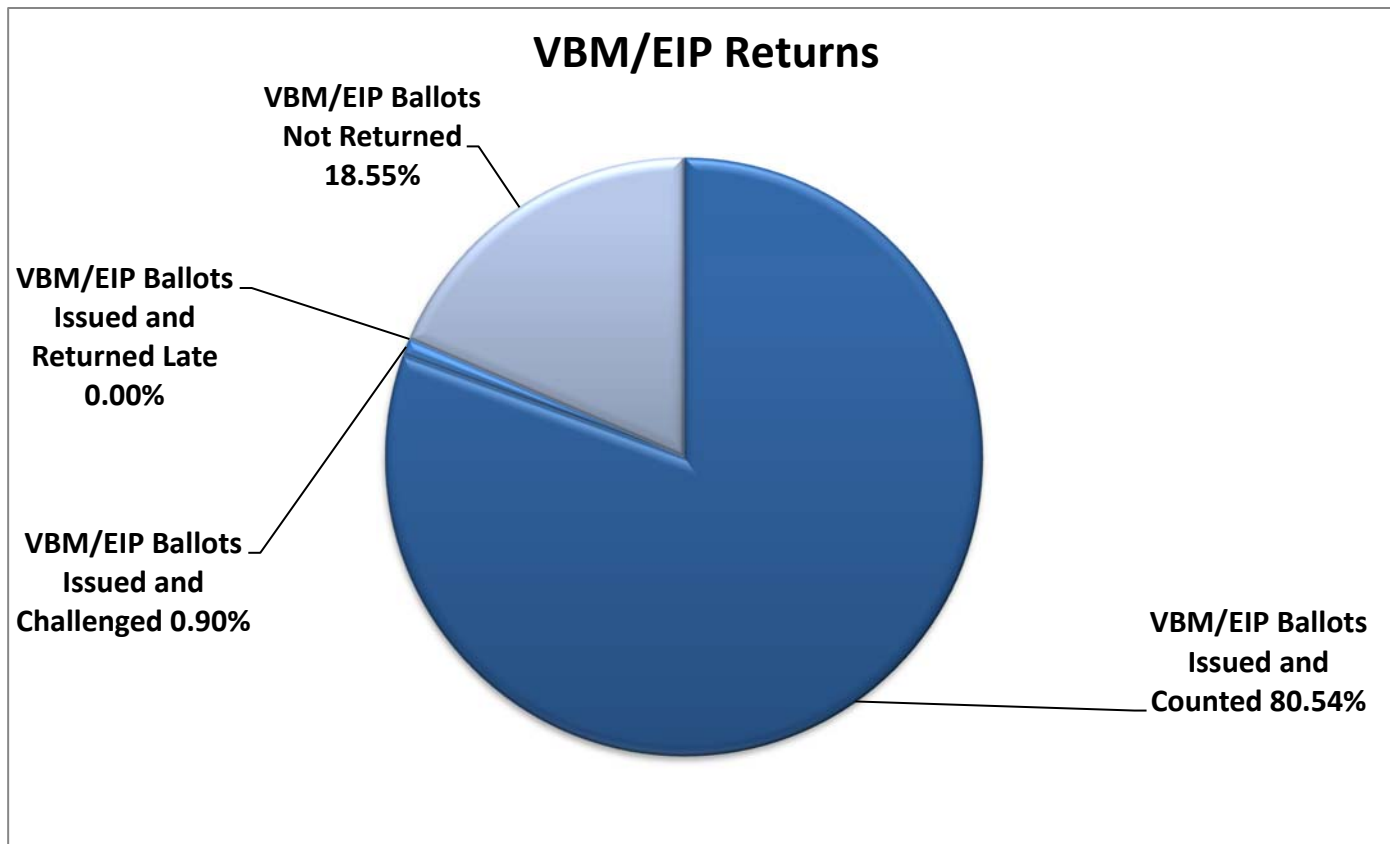
A total of 221 ballots were issued during Vote-by-Mail and Early In-Person voting. Of those ballots, 178 (81.45%) were returned and counted by the Ballot Department. There were 2 challenged or late VBM/EIP ballots, resulting in a 1.11%* Challenge Rate for this election.

*The Challenge Rate is 1.11% when voters who returned their ballot late are excluded.

VBM/EIP Data	Vote by Mail	Early In-Person	Military and Overseas	Total
Issued	204	17	0	221
Returned and Counted	161	17	0	178
Challenged	2	0	0	2
Returned Late	0	0	0	0
Not Returned	41	0	0	41

VBM/EIP Data - Challenge Rate	
Overall Return Rate	81.45%
Challenge Rate (Total)	1.11%
Challenge Rate (Late Removed)	1.11%

VBM/EIP Ballots Challenged	Number of Challenged Ballots	% of Total Challenged VBM
ID Invalid	1	50.00%
Signature Not Provided	1	50.00%
Total	2	

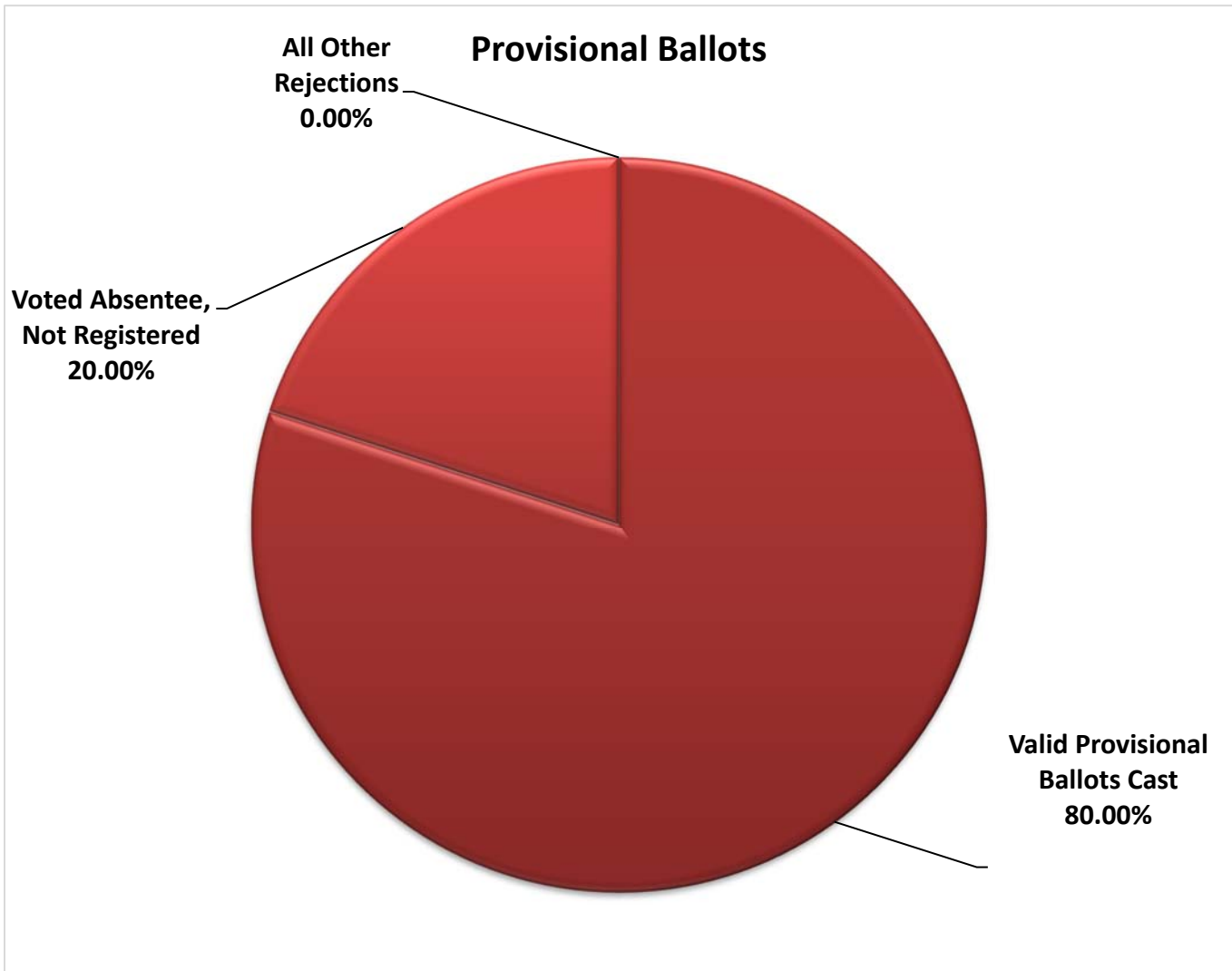


PROVISIONAL VOTING SUMMARY

A total of 5 Provisional Ballots were cast during the September 12, 2023 Special Election. Of those ballots, 4 (80%) were valid and tabulated by the Ballot Department. There was 1 invalid Provisional Ballot, resulting in a 20%* rejection rate for this election.

*The Provisional Rejection Rate is 0% when provisional voters who have already cast a VBM Ballot or are Not Registered are excluded.

Provisional Data		
Total Provisional Ballots Cast	5	
Valid Provisional Ballots	4	80.00%
Wrong Precinct, Correct Location of Valid Provisionals	0	0.00%
Rejected Provisional Ballots	1	20.00%
Rejection Category	Rejected	% of Total Rejections
Not Registered	1	100.00%



BALLOT REMAKES

During the election, 0 ballot sheets were processed in accordance with the CCBOE Adjudication (presented to the Board on August 29, 2023). The overall remake rate for this election was 0%. Excluding UOCAVA & Voted For Ineligible Contest, the remake rate for this election was 0%.

Onscreen Ballot Adjudication	Number of Remakes	% of Total Remakes
1 - Ballot folded, torn, or mutilated.	-	0.00%
2 - Ballot contains indeterminate marks not made by the voter	-	0.00%
3 - UOCAVA Ballot	-	0.00%
4 - Ballot contains votes for ineligible contest(s).	-	0.00%
5 - Inadvertent mark made by the voter, resulting in the scanner detecting an over vote or an indeterminate mark.	-	0.00%
6 - Voter marked entire ballot contrary to the instruction listed at the beginning of the ballot.	-	0.00%
7 - Voter marked part of the ballot according to the ballot marking instructions contained on the ballot, and part of the ballot contrary to the instructions.	-	0.00%
Manual Remake ONLY	Number of Remakes	% of Total Remakes
8 - Voter marked part of the ballot in accordance with the ballot marking instructions contained on the ballot, and part of the ballot contrary to the instructions.	-	0.00%
9 - Over vote, voter marked the ballot more than the permissible number of times for a particular contest, and there is no indication of contrary intent	-	0.00%
10 - Voter filled in an oval next to a candidate for an office and also cast a write-in vote for a vote for a candidate for the same office by filling in the oval of, and the writing in of, the name of a write-in candidate.	-	0.00%
Total	0	0.00%

Category	Remakes Removed	Remake Rate
Regular VBM & Provisional Ballot Scanning	-	0.00%
UOCAVA & Voted For Ineligible Contest	-	0.00%
Total	0	0.00%

OVER VOTES

No over votes were recorded, resulting in a 0% over vote rate for the election.

VOTER HISTORY / BALLOT RECONCILIATION

Four (4) precincts were involved in this election. Voter History is complete.

Ballot Reconciliation is ongoing.

RECOUNTS

There is no automatic recount for this election.

The requested recount deadline is Monday, October 2, 2023 at 4:00 PM.

AUDIT

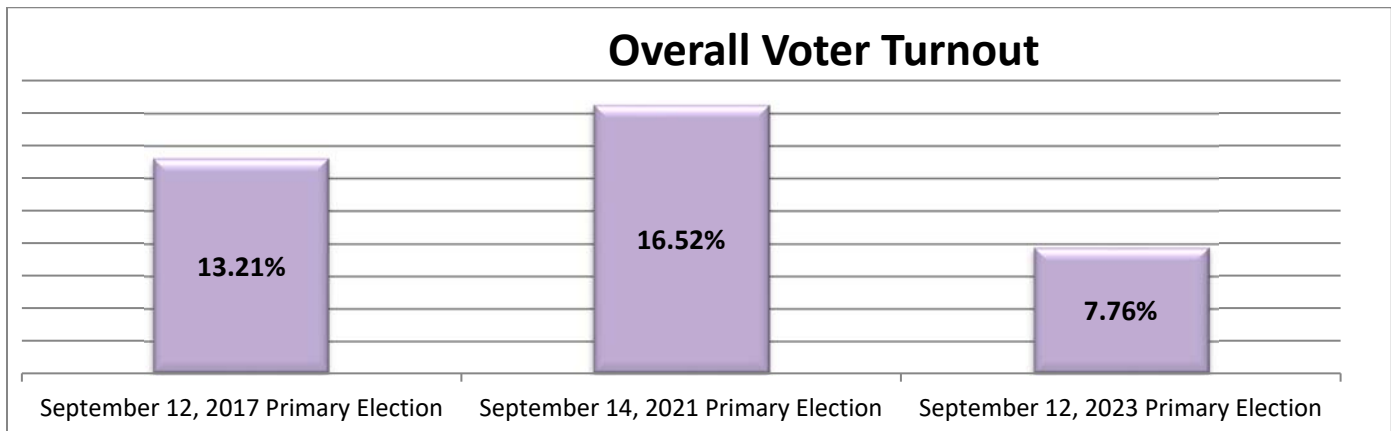
The post-election audit will be conducted in conjunction with the November 7, 2023 General Election post-election audit.

The audit will be conducted using the batch-based risk-limiting audit method.

HISTORICAL DATA

The following data sets and graphs include similar election comparisons related to election information and voting method distributions (ballot categories).

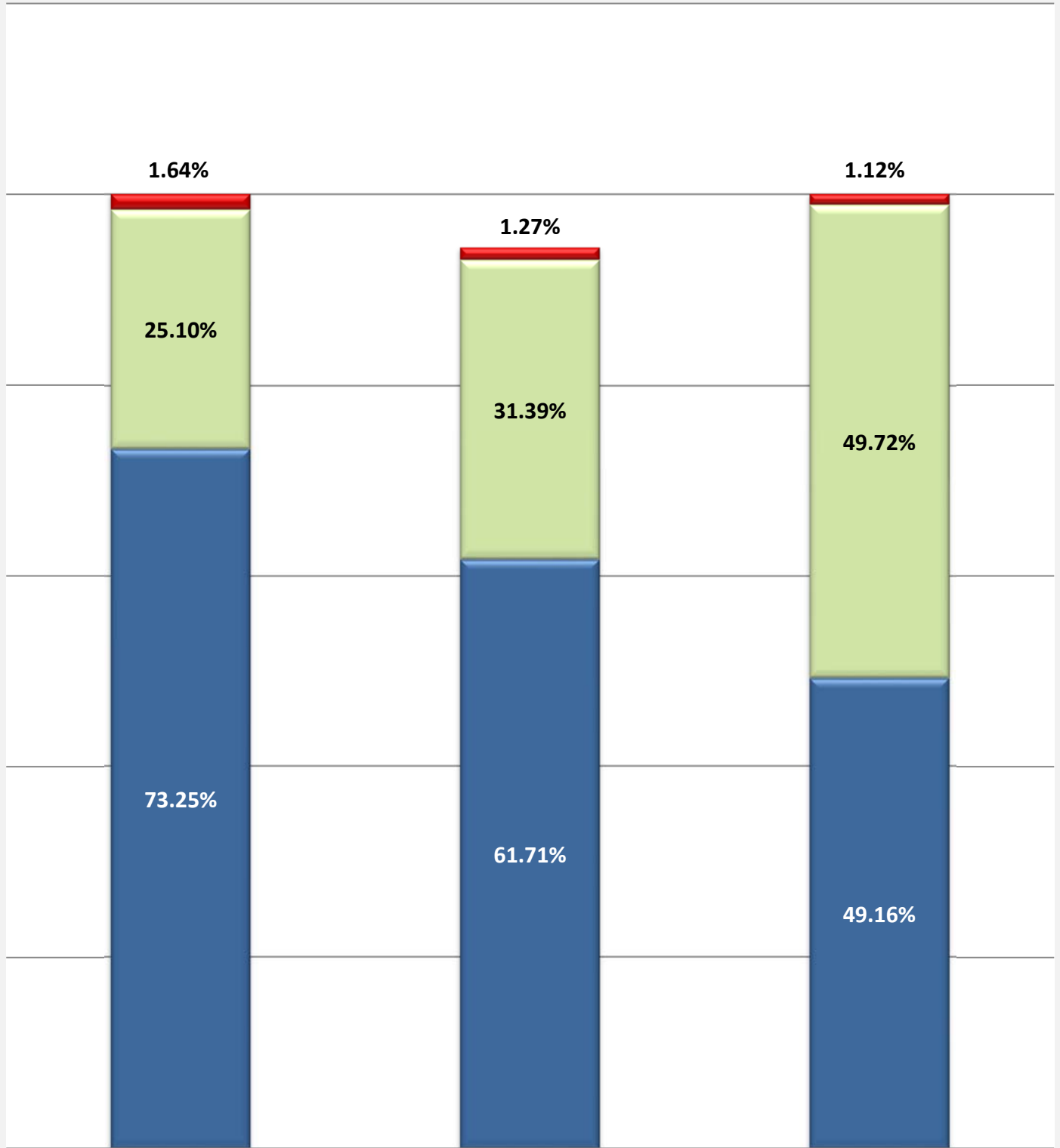
	September 12, 2017 Primary Election	September 14, 2021 Primary Election	September 12, 2023 Primary Election
Precincts	389	442	4
Registered Voters	318,396	353,806	4,614
Ballots Cast - Counted	42,076	58,437	358
<i>Election Day</i>	30,801	35,875	176
<i>Vote-by-Mail</i>	10,447	18,078	155
<i>Early In-Person</i>		3,289	17
<i>Provisional</i>	692	744	4
<i>Post Election Day</i>	21	184	0
<i>Post Vote-by-Mail</i>	115	267	6
Voter Turnout	13.21%	16.52%	7.76%



Ballots Cast by Category - % of Total Ballots Cast

	September 12, 2017 Primary Election	September 14, 2021 Primary Election	September 12, 2023 Primary Election
Election Day	73.25%	61.71%	49.16%
Vote-by-Mail/Early In-Person	25.10%	31.39%	49.72%
Provisional	1.64%	1.27%	1.12%

Voter Turnout by Category



September 12, 2017 Primary Election

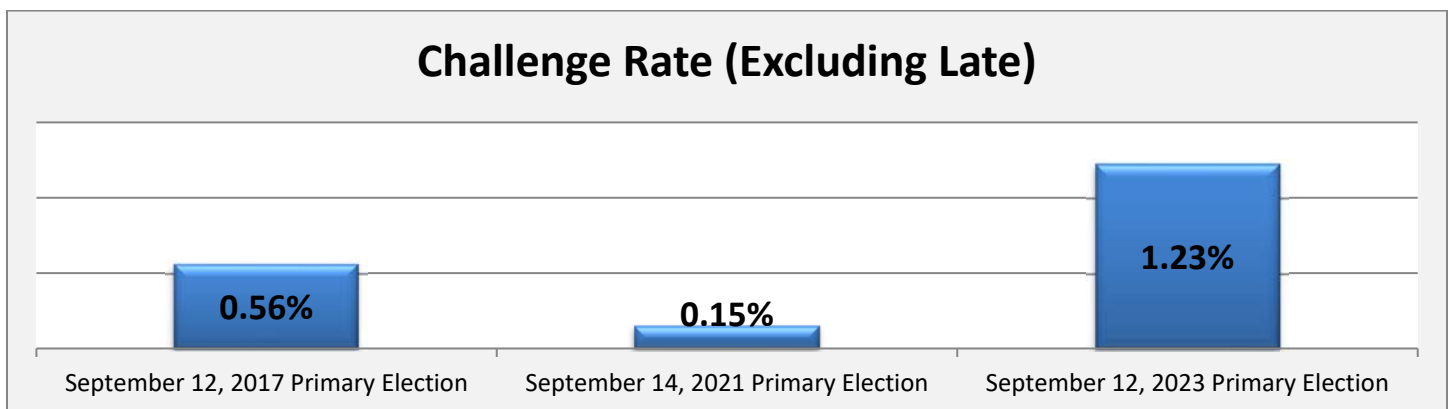
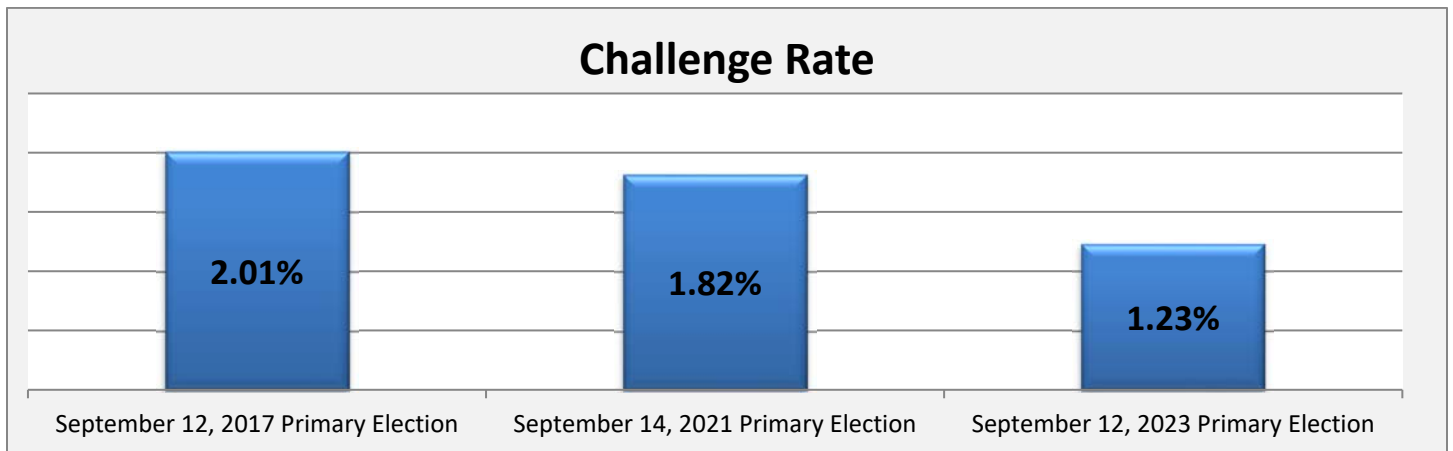
September 14, 2021 Primary Election

September 12, 2023 Primary Election

■ Election Day ■ Vote-by-Mail/Early In-Person ■ Provisional

Vote-by-Mail Data

	September 12, 2017 Primary Election	September 14, 2021 Primary Election	September 12, 2023 Primary Election
VBM Ballots Issued	13,052	24,593	204
VBM Ballots Returned	10,621	21,685	163
VBM Ballots Counted	10,532	21,634	161
VBM Ballots Challenged	59	32	2
VBM Ballots Returned Late	154	362	0
VBM Ballots Issued and Returned	81.37%	88.18%	79.90%
VBM Ballots Returned and Counted	99.16%	99.76%	98.77%
VBM Ballots Returned and Challenged	2.01%	1.82%	1.23%
VBM Ballots Issued and Returned Late	1.18%	1.47%	0.00%
VBM Ballots Returned and Challenged (excluding late)	0.56%	0.15%	1.23%



Provisional Data

	September 12, 2017 Primary Election	September 14, 2021 Primary Election	Septmeber 12, 2023 Primary Election
Provisional Ballots - CAST	787	824	5
Provisional Ballots - VALID	693	744	4
Provisional Ballots - REJECTED	95	80	1
Valid Provisional Ballots Cast	88.06%	90.29%	80.00%
Rejected Provisional Ballots	12.07%	9.71%	20.00%
VBM Voters	11	21	0
Not Registered In The State of Ohio	31	26	1
Wrong Precinct, Wrong Location	53	33	0
Correct Location Remakes	19	12	0
Rejected Not Including VBM & Not Registered of Ballots Cast	8.12%	4.00%	0.00%
Wrong Precinct, Wrong Location of Ballots Cast	6.73%	4.00%	0.00%

