

August 3, 2021 Special Congressional Primary Election Official Canvass Certification Data

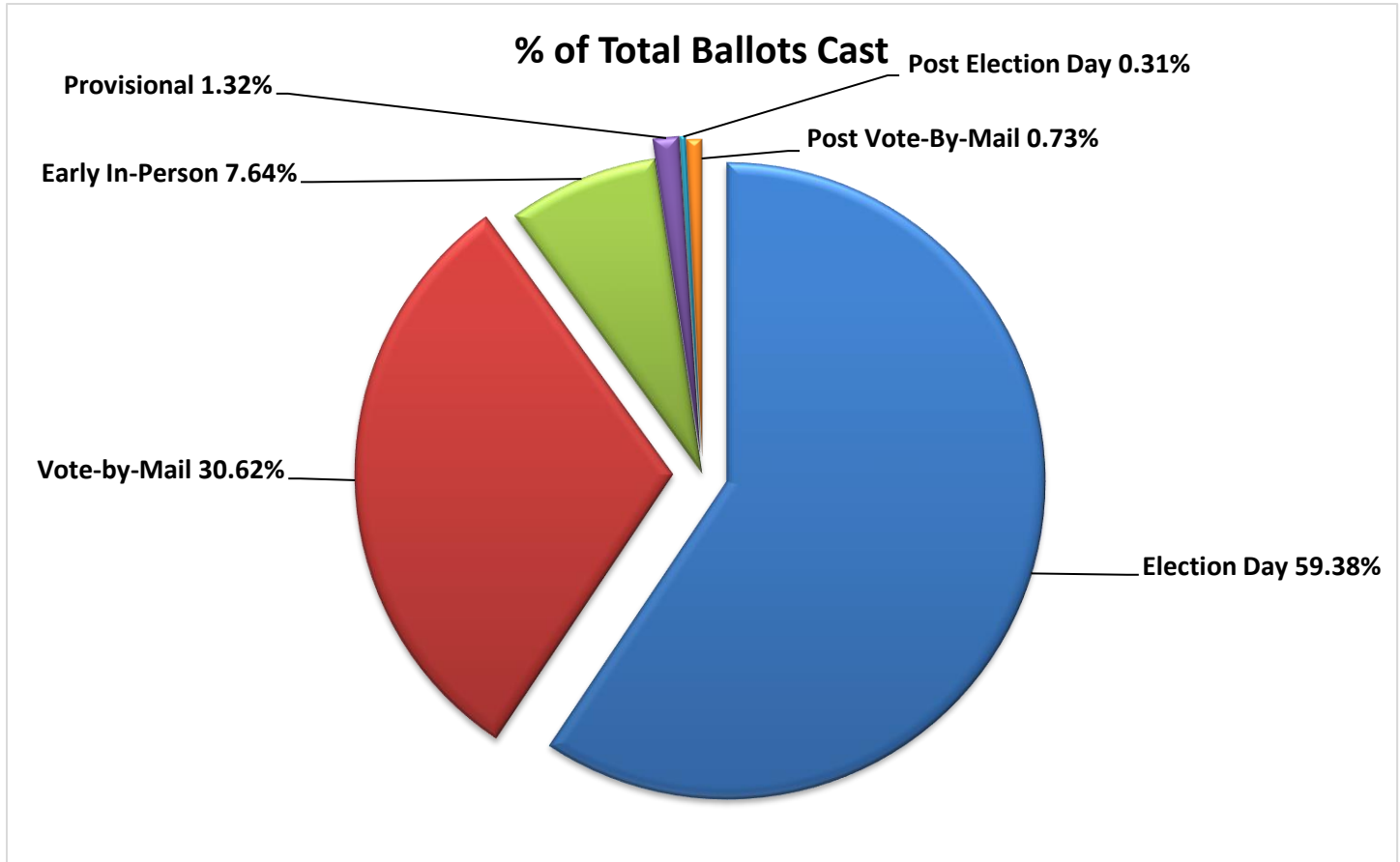
FINAL RESULTS

Official Election Results for the August 3, 2021 Special Congressional Primary Election are attached to the Election Summary Report.

SUMMARY OF OFFICIAL CANVASS

There were a total of 75,091 ballots tabulated for the August 3, 2021 Special Congressional Primary Election. Below is a breakdown of the ballots counted by category and a percentage of the total vote by category.

Category	Ballots Cast	% of Total Ballots Cast
<i>Election Day</i>	44,591	59.38%
<i>Vote-by-Mail</i>	22,996	30.62%
<i>Early In-Person</i>	5,738	7.64%
<i>Provisional</i>	988	1.32%
<i>Post Election Day</i>	231	0.31%
<i>Post Vote-By-Mail</i>	547	0.73%
Total	75,091	

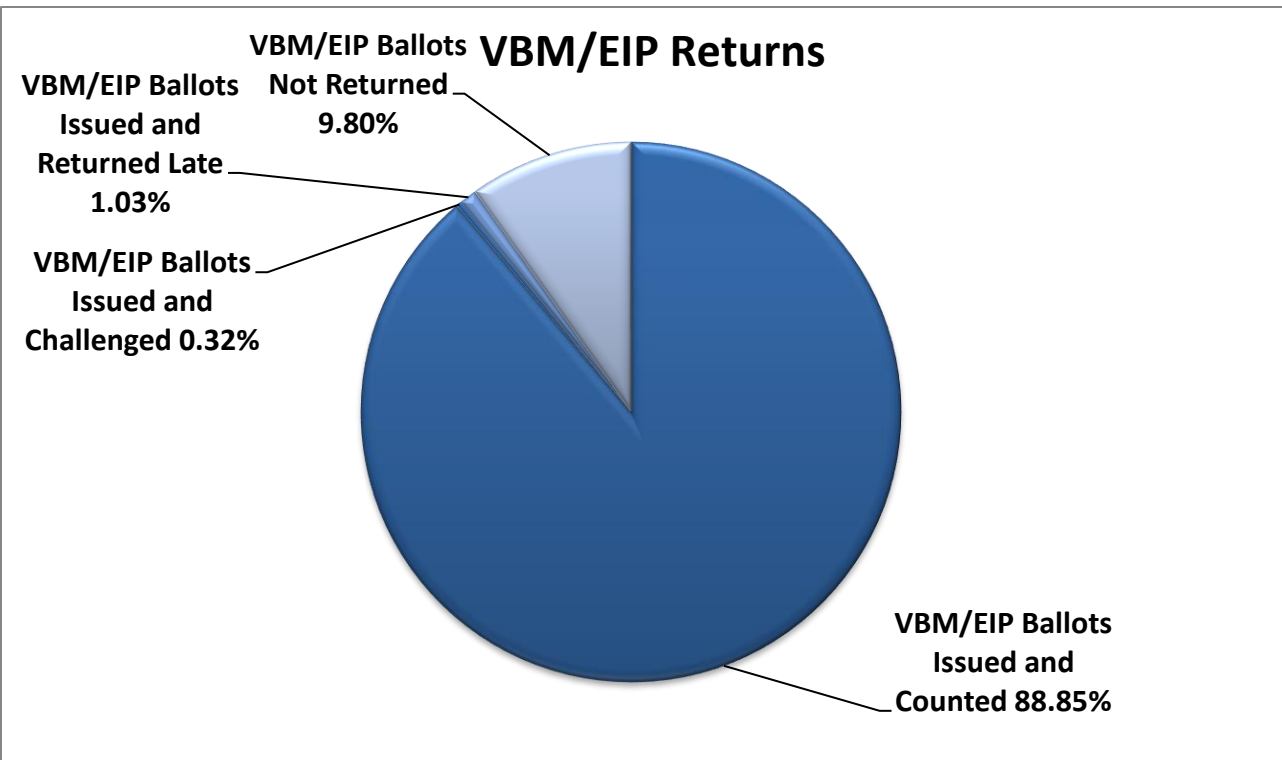


VOTE-BY-MAIL/EARLY IN-PERSON SUMMARY

VBM/EIP Data	Vote by Mail	Early In-Person	Military and Overseas	Total
Issued	27,169	5,739	46	32,954
Returned and Counted	23,513	5,738	27	29,278
Challenged	105	0	1	106
Returned Late	340	0	0	340
Not Returned	3,211	0	18	3,229

VBM/EIP Data - Challenge Rate	
Overall Return Rate	90.20%
Challenge Rate (Total)	1.50%
Challenge Rate (Late Removed)	0.36%

VBM/EIP Ballots Challenged	Number of Challenged Ballots	% of Total Challenged VBM
Returned as Undeliverable	46	43.40%
ID does not match Registration	16	15.09%
No ballot returned in ID envelope	14	13.21%
No signature	12	11.32%
No identification	8	7.55%
No Stub on ballot	4	3.77%
ID Envelope not returned	4	3.77%
ID Envelope not completed	2	1.89%
Total	106	

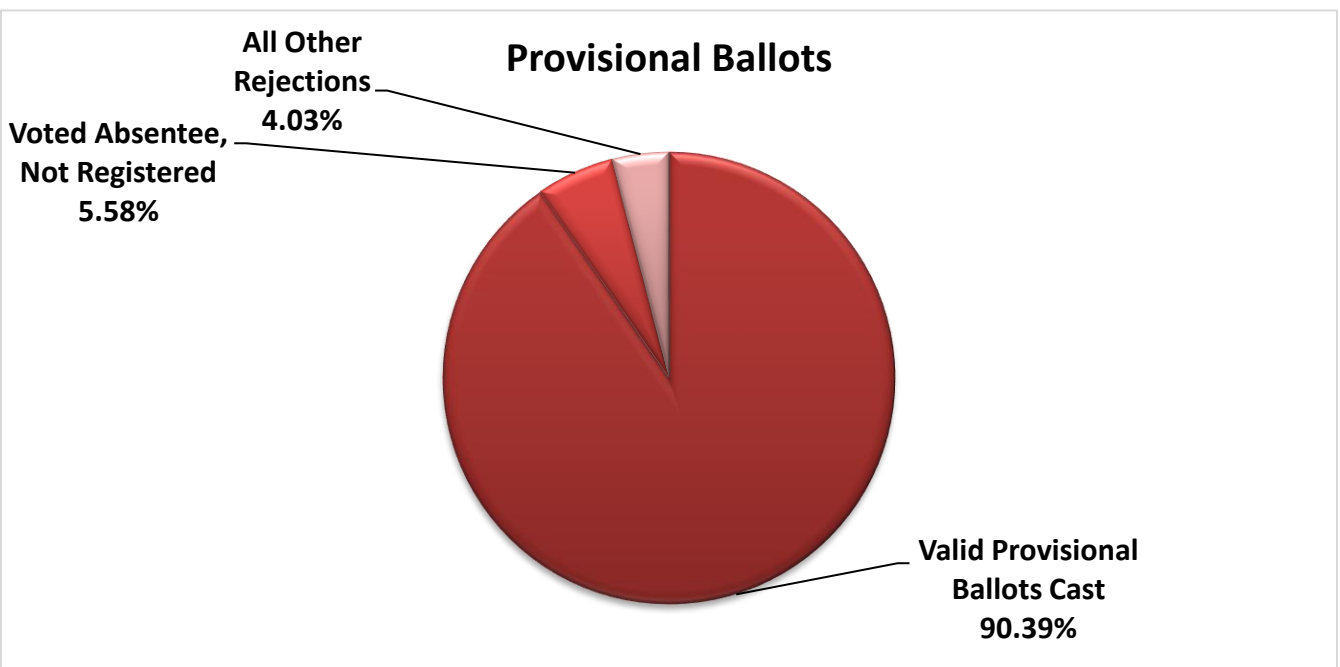


PROVISIONAL VOTING SUMMARY

A total of 1,093 Provisional Ballots were cast during the August 3, 2021 Special Congressional Primary Election. There were 774 on Election Day at polling locations and 319 during Early In-Person Voting. Of those ballots, 988 (90.39%) were valid and tabulated by the Ballot Department. There were 105 invalid Provisional Ballots, resulting in a 9.61%* rejection rate for this election.

*The Provisional Rejection Rate is 4.03% when provisional voters who have already cast a VBM Ballot or are Not Registered are excluded.

Provisional Data		
Total Provisional Ballots Cast	1,093	
Valid Provisional Ballots (includes 18 Correct Location Remakes & 4 APRI)	988	90.39%
Wrong Precinct, Correct Location of Valid Provisionals	18	1.82%
Rejected Provisional Ballots	105	9.61%
Rejection Category	Rejected	% of Total Rejections
Not Registered	46	43.81%
Voted Absentee	14	13.33%
Empty Envelope	9	8.57%
Wrong Precinct Wrong Location	9	8.57%
Missing Address	6	5.71%
Missing DOB	4	3.81%
No Signature	4	3.81%
Non-Matching ID	4	3.81%
Missing ID	4	3.81%
Not Eligible for this Election	2	1.90%
Non-Matching Signature	1	0.95%
Bad Address	1	0.95%
Voter Absentee Challenged	1	0.95%



BALLOT REMAKES

During the election, 117 ballot sheets were processed in accordance with the CCBOE Remake Policy (approved by the Board on May 17, 2013). The overall remake rate for this election was 0.477%. Excluding UOCAVA & Voted For Ineligible Contest, the remake rate for this election was 0.277%.

(*) indicate categories in which no sheets are to be remade, rather the original ballot sheet is tabulated.

Reason for Remake	Number of Remakes	% of Total Remakes
1 - Ballot folded, torn or mutilated.	48	41.03%
2 - Ballot contains indeterminate marks not made by the voter.	-	0.00%
3 - UOCAVA Ballot that cannot be accurately read by automatic tabulating equipment.	28	23.93%
4 - Ballot contains votes for ineligible contest(s).	21	17.95%
5 - Inadvertent mark made by the voter, resulting in the scanner detecting an over vote or an indeterminate mark.	2	1.71%
6 - Voter marked entire ballot contrary to the instruction listed at the beginning of the ballot.	4	3.42%
*7 - Voter marked part of the ballot according to the ballot marking instructions contained on the ballot, and part of the ballot contrary to the instructions.	-	0.00%
*8 - Over vote, voter marked the ballot more than the permissible number of times for a particular contest, and there is no indication of contrary intent.	1	0.85%
9 - Voter marked the ballot more than the permissible number of times for a particular contest, however, the voter also made an indication of contrary intent and the voter's choice can be determined.	13	11.11%
*10 - Voter filled in the oval next to a candidate for an office and also cast a write-in vote for a different candidate for the same office by filling in the oval of, and the writing in of, the name of a write-in candidate.	-	0.00%
11 - Voter filled in the oval next to a candidate for an office and also cast a write-in vote for the same candidate for the same office by filling in the oval of, and the writing in of, the name of a write-in candidate.	-	0.00%
Total	117	100.00%

Category	Remakes Removed	Remake Rate
Regular VBM & Provisional Ballot Scanning	68	0.277%
UOCAVA & Voted For Ineligible Contest	49	0.200%
Total	117	0.477%

OVER VOTES

There were a total of 92 over votes recorded, resulting in a 0.123% over vote rate for the election.

VOTER HISTORY / BALLOT RECONCILIATION

Five hundred thirteen (513) precincts were involved in this election. Voter History is ongoing.

Ballot Reconciliation is currently being conducted.

RECOUNTS

There are no automatic recounts for this election.

The requested recount deadline is Monday, August 30th at 4:00 PM.

AUDIT

The post-election audit will be conducted beginning Monday, September 6th at 9:00 AM.

The audit will be conducted using the batch-based risk-limiting audit method. The contest to be audited will be randomly selected at the certification board meeting. Eligible contests include:

- DEM For Representative to Congress (11th District) (Unexpired term ending 1-3-2023)
- REP For Representative to Congress (11th District) (Unexpired term ending 1-3-2023)