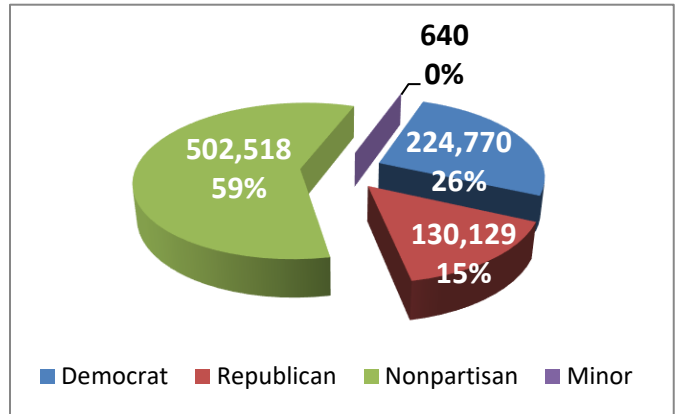


975 Precincts
301 Polling Locations
59 Municipalities

858,057 Registered voters

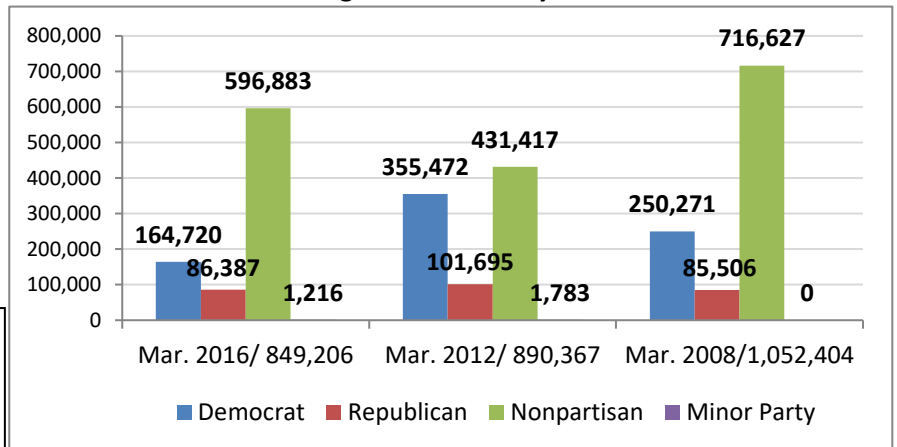
224,770 Democrat
130,129 Republicans
502,518 Nonpartisan
640 Minor party



488: Candidates

- 16 Presidential
- 17 US House of Representatives
- 27 State Senate and House Representative
- 10 County Council, including Prosecutor
- 38 Judicial
- 16 Republican State Central Committee
- 7 Libertarian State Central Committee
- 1 State Board of Education
- 356 Republican County Central Committee

Voter Registration History in March Primaries



33: Issues

- 24 Municipal
- 8 School
- 1 County

23% Turnout

196,791 Total ballots cast
183,182 Vote-by-Mail 93%
10,849 Early In-Person 6%
2,760 Provisional 1%

Vote-by-Mail and Early In-House Voting

10,849: Early, in-house voters

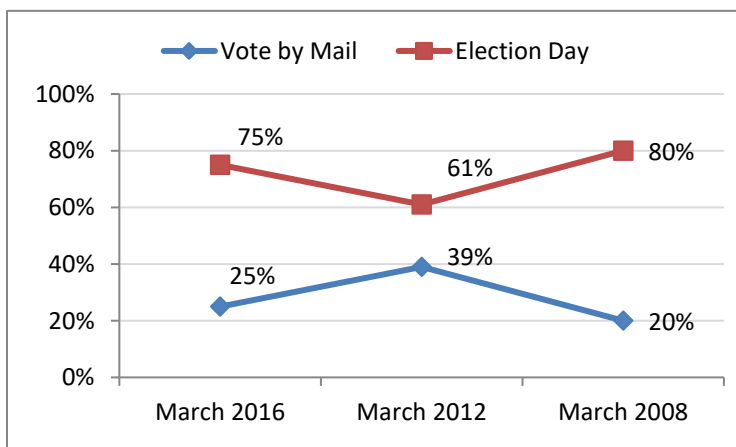
215,426: Ballots Requested
(25%) of registered voters requested ballots

Dem.	Rep.	Nonpartisan	Minor party
156,510	44,179	14,455	284

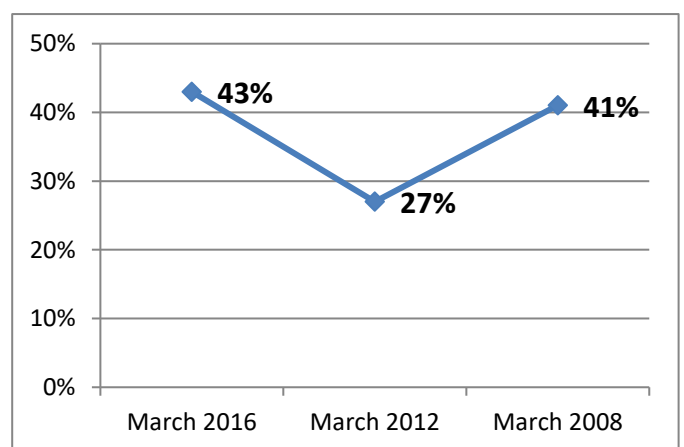
197,117 Ballots returned (92%) (includes challenged ballots)

Dem.	Rep.	Nonpartisan	Minor party
143,681	40,661	12,561	214

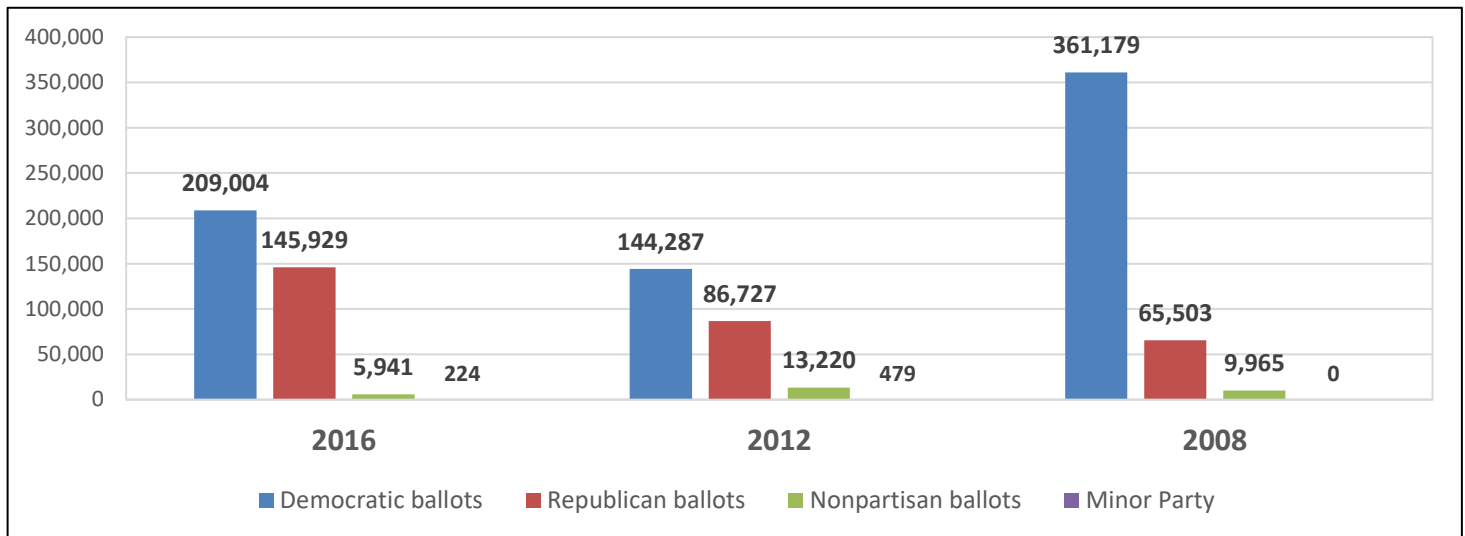
Vote by Mail History in March Primaries



Voter Turnout History in March Primaries



Ballots cast by ballot type in March Partisan Primary Elections



2016 March Primary

849,206 Registered Voters

361,098 Total ballots cast

209,004 Democratic ballots cast

145,929 Republican ballots cast

5,941 Nonpartisan ballots cast

224 Green Party ballots cast

2012 March Primary

890,367 Registered Voters

244,713 Total ballots cast

144,287 Democratic ballots cast

86,727 Republican ballots cast

13,220 Nonpartisan ballots cast

479 Minor party ballots cast

2008 March Primary

1,053,232 Registered Voters

436,647 Total ballots cast

361,179 Democratic ballots cast

65,503 Republican ballots cast

9,965 Nonpartisan ballots cast

2016 March Primary

361,098 Total ballots cast

272,184 Cast Election Day

82,607 Cast by Mail

6,307 Cast Early In-House

8,421 Cast Provisional

(Provisional are included in the Election Day total)

2012 March Primary

244,713 Total ballots cast

148,650 Election Day

94,685 Cast by mail

1,378 Early In-house

3,948 Cast Provisional

(Provisional are included in the Election Day total)

2008 March Primary

436,647 Total ballots cast

347,438 Cast Election Day

85,186 Cast by Mail

4,023 Cast Early In-House

23,993 Cast Provisional

(Provisional are included in the Election Day total)

Voting Method Comparisons

