

May 4, 2021 Primary Election Official Canvass Certification Data

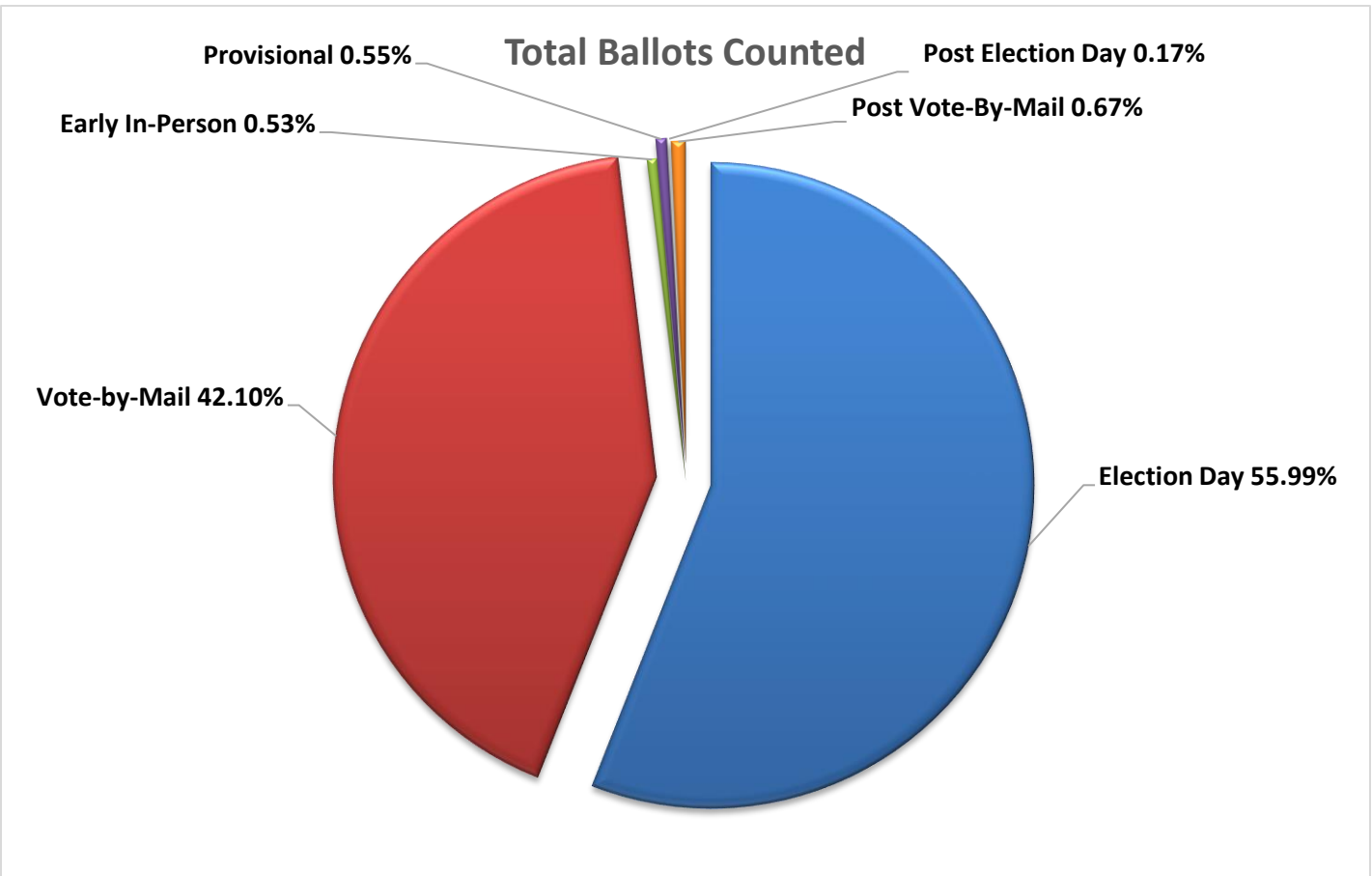
FINAL RESULTS

Official Election Results for the May 4, 2021 Primary Election are attached to the Election Summary Report.

SUMMARY OF OFFICIAL CANVASS

There were a total of 38,307 ballots tabulated for the May 4, 2021 Primary Election. Below is a breakdown of the ballots counted by category and a percentage of the total vote by category.

Category	Ballots Cast	Total Ballots Counted
<i>Election Day</i>	21,447	55.99%
<i>Vote-by-Mail</i>	16,127	42.10%
<i>Early In-Person</i>	202	0.53%
<i>Provisional</i>	209	0.55%
<i>Post Election Day</i>	65	0.17%
<i>Post Vote-By-Mail</i>	257	0.67%
Total	38,307	

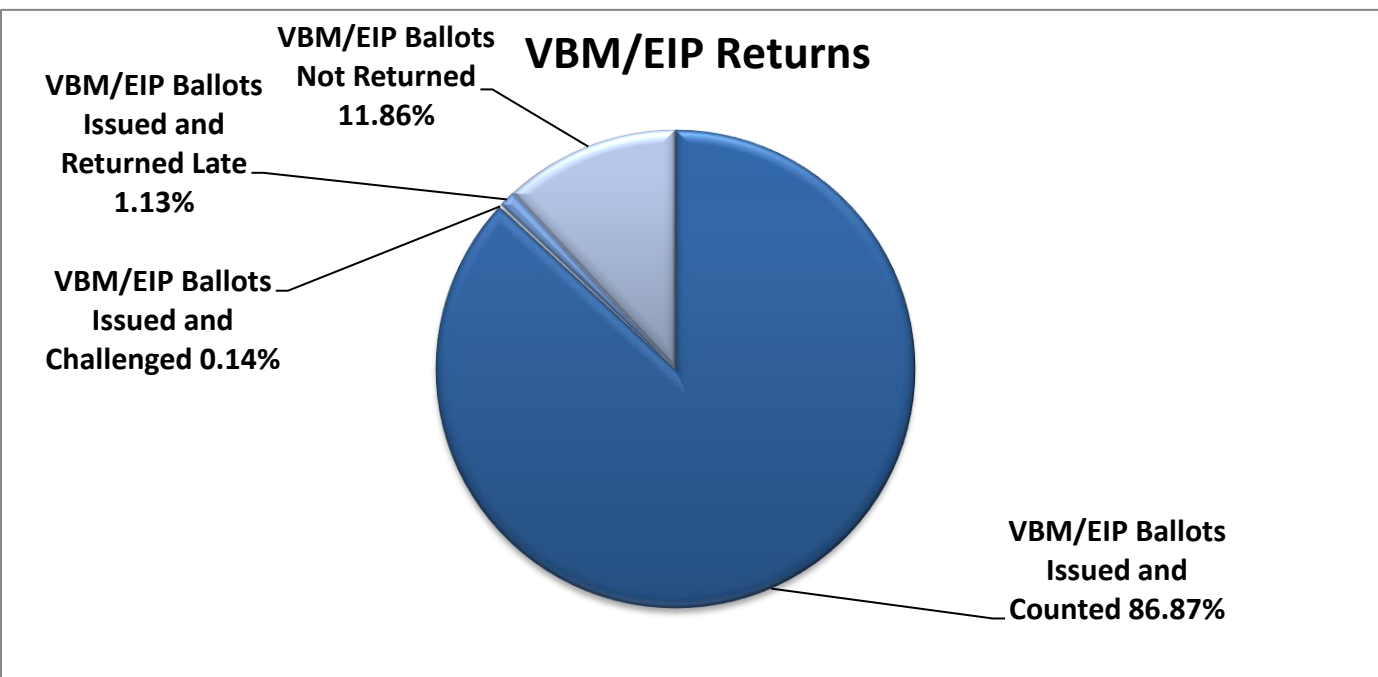


VOTE-BY-MAIL/EARLY IN-PERSON SUMMARY

VBM/EIP Data	Vote by Mail	Early In-Person	Military and Overseas	Total
Issued	18,876	202	15	19,093
Returned and Counted	16,380	202	4	16,586
Challenged	26	0	0	26
Returned Late	216	0	0	216
Not Returned	2,254	0	11	2,265

VBM/EIP Data - Challenge Rate	
Overall Return Rate	88.14%
Challenge Rate (Total)	1.44%
Challenge Rate (Late Removed)	0.16%

VBM/EIP Ballots Challenged	Number of Challenged Ballots	% of Total Challenged VBM
Ballot Not Returned With ID Envelope	11	42.31%
ID Invalid	4	15.38%
ID Not Provided	4	15.38%
Signature Not Provided	4	15.38%
ID Envelope Not Returned	3	11.54%
ID Envelope Incomplete	0	0.00%
Inactive	0	0.00%
Signature Invalid	0	0.00%
Stub Not Returned With Ballot	0	0.00%
Voter Moved; Ballot Received & Returned	0	0.00%
Wrong Voter Completed ID Envelope	0	0.00%
Total	26	

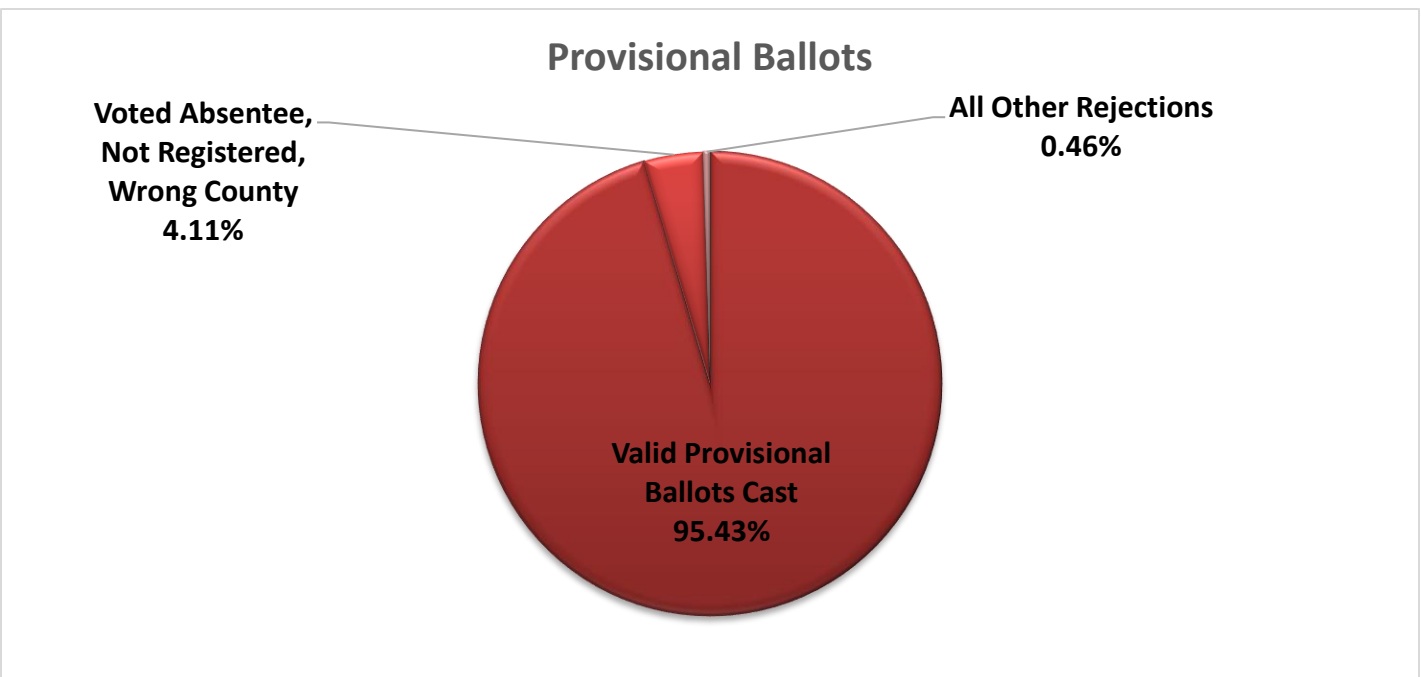


PROVISIONAL VOTING SUMMARY

A total of 219 Provisional Ballots were cast during the May 4, 2021 Primary Election. There were 217 on Election Day at polling locations and 2 during Early In-Person Voting. Of those ballots, 209 (95.43%) were valid and tabulated by the Ballot Department. There were 10 invalid Provisional Ballots, resulting in a 4.57%* rejection rate for this election.

*The Provisional Rejection Rate is 0.48% when provisional voters who have already cast a VBM Ballot or are Not Registered are excluded.

Provisional Data		
Total Provisional Ballots Cast	219	
Valid Provisional Ballots (includes 2 Correct Location & 2 APRI remakes)	209	95.43%
Wrong Precinct, Correct Location of Valid Provisionals	2	0.96%
Rejected Provisional Ballots	10	4.57%
Rejection Category	Rejected	% of Total Rejections
Not Registered	8	80.00%
Missing DOB	1	10.00%
Voted Absentee	1	10.00%
Bad Address	0	0.00%
Empty Envelope	0	0.00%
Missing Address	0	0.00%
Missing ID	0	0.00%
No Printed Name	0	0.00%
No Signature	0	0.00%
Non-Matching ID	0	0.00%
Non-Matching Signature	0	0.00%
Voted Absentee - Challenged	0	0.00%
Voted Wrong County	0	0.00%
Voter Already Voted	0	0.00%
Wrong Precinct Wrong Location	0	0.00%



BALLOT REMAKES

During the election, 42 ballot sheets were processed in accordance with the CCBOE Remake Policy (approved by the Board on May 17, 2013). The overall remake rate for this election was 0.253%. Excluding UOCAVA & Voted For Ineligible Contest, the remake rate for this election was 0.217%.

(*) indicate categories in which no sheets are to be remade, rather the original ballot sheet is tabulated.

Reason for Remake	Number of Remakes	% of Total Remakes
1 - Ballot folded, torn or mutilated.	25	59.52%
2 - Ballot contains indeterminate marks not made by the voter.	-	0.00%
3 - UOCAVA Ballot that cannot be accurately read by automatic tabulating equipment.	4	9.52%
4 - Ballot contains votes for ineligible contest(s).	2	4.76%
5 - Inadvertent mark made by the voter, resulting in the scanner detecting an over vote or an indeterminate mark.	3	7.14%
6 - Voter marked entire ballot contrary to the instruction listed at the beginning of the ballot.	4	9.52%
*7 - Voter marked part of the ballot according to the ballot marking instructions contained on the ballot, and part of the ballot contrary to the instructions.	-	0.00%
*8 - Over vote, voter marked the ballot more than the permissible number of times for a particular contest, and there is no indication of contrary intent.	2	4.76%
9 - Voter marked the ballot more than the permissible number of times for a particular contest, however, the voter also made an indication of contrary intent and the voter's choice can be determined.	2	4.76%
*10 - Voter filled in the oval next to a candidate for an office and also cast a write-in vote for a different candidate for the same office by filling in the oval of, and the writing in of, the name of a write-in candidate.	-	0.00%
11 - Voter filled in the oval next to a candidate for an office and also cast a write-in vote for the same candidate for the same office by filling in the oval of, and the writing in of, the name of a write-in candidate.	-	0.00%
Total	42	100.00%

Category	Remake Count	Percent of Total
Unofficial Canvass	26	61.90%
Official Canvass	16	38.10%
Total	42	100.000%

Category	Remakes Removed	Remake Rate
Regular VBM & Provisional Ballot Scanning	36	0.217%
UOCAVA & Voted For Ineligible Contest	6	0.036%
Total	42	0.253%

OVER VOTES

There were a total of 4 over votes recorded, resulting in a 0.01% over vote rate for the election.

VOTER HISTORY / BALLOT RECONCILIATION

One hundred ninety-six (196) precincts were involved in this election. Voter History is ongoing.

Ballot Reconciliation is currently being conducted.

RECOUNTS

There are no automatic recounts for this election.

The requested recount deadline is Tuesday, June 1st at 4:00 PM.

AUDIT

The post-election audit will be conducted beginning Monday, June 14th at 9:00 AM.

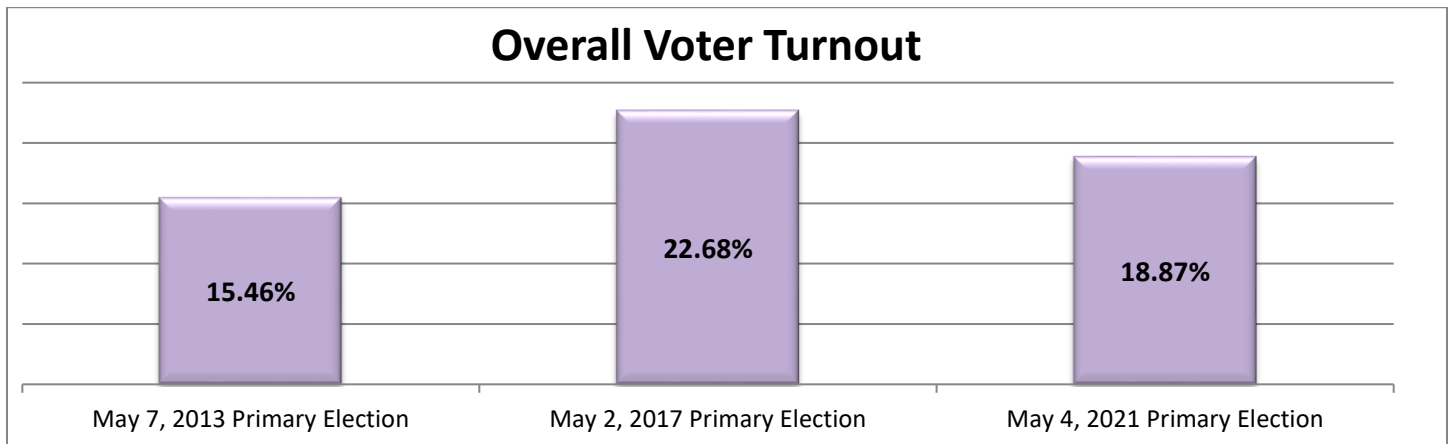
The audit will be conducted using the batch-based risk-limiting audit method.

- For Member of Council (Parma Ward 7)

HISTORICAL DATA

The following data sets and graphs include comparisons related to election information and voting method distributions (ballot categories).

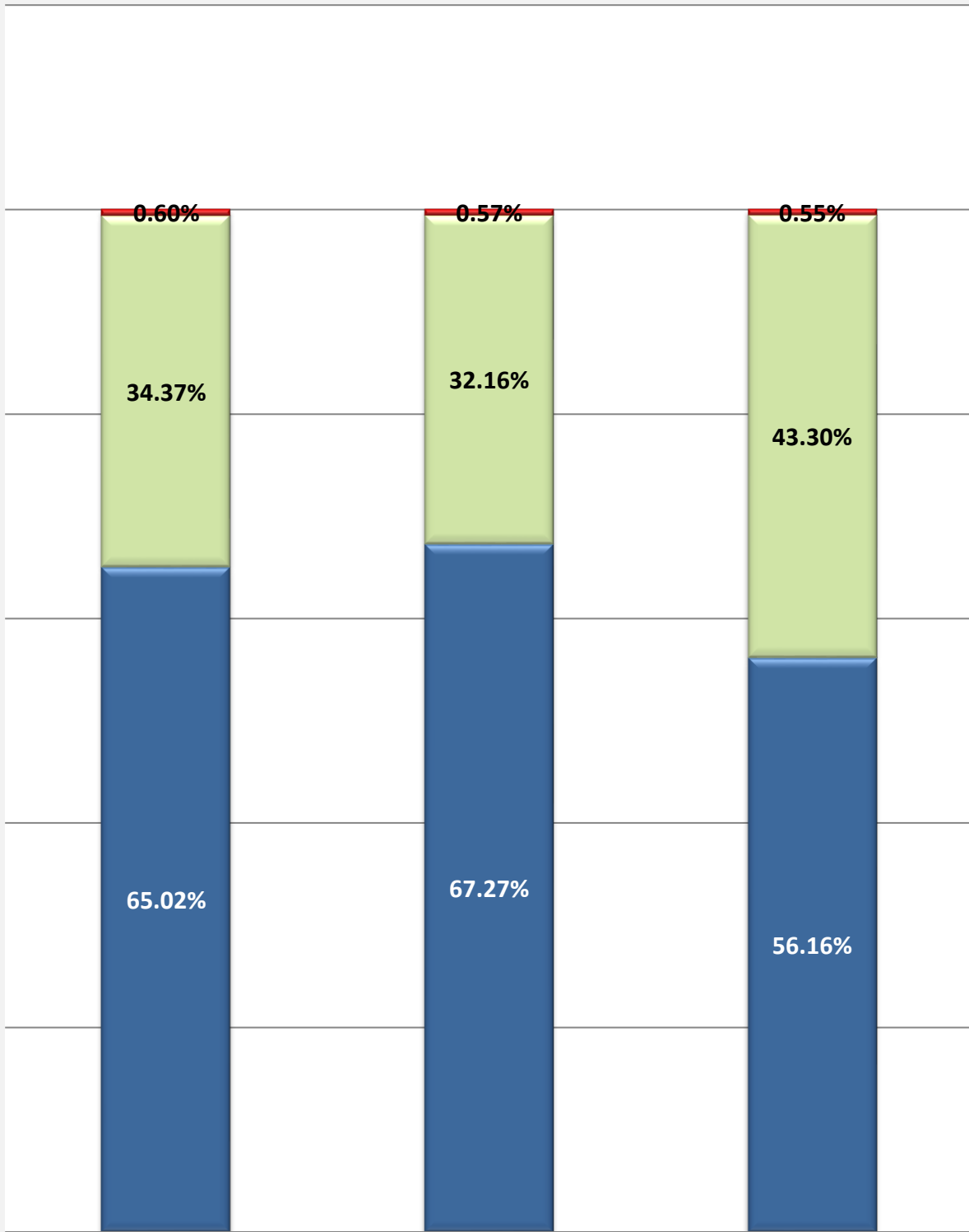
	May 7, 2013 Primary Election	May 2, 2017 Primary Election	May 4, 2021 Primary Election
Precincts	181	205	196
Registered Voters	165,757	205,318	203,030
Ballots Cast - Counted	25,624	46,569	38,307
<i>Election Day</i>	16,660	31,324	21,447
<i>Vote-by-Mail</i>	8,766	14,562	16,127
<i>Early In-Person</i>	Included in VBM	Included in VBM	202
<i>Provisional</i>	154	265	209
<i>Post Election Day</i>	2	5	65
<i>Post Vote-by-Mail</i>	42	413	257
Voter Turnout	15.46%	22.68%	18.87%



Ballots Cast by Category - % of Total Ballots Cast

	May 7, 2013 Primary Election	May 2, 2017 Primary Election	May 4, 2021 Primary Election
Election Day	65.02%	67.27%	56.16%
Vote-by-Mail/Early In-Person	34.37%	32.16%	43.30%
Provisional	0.60%	0.57%	0.55%

Voter Turnout by Category



May 7, 2013 Primary Election

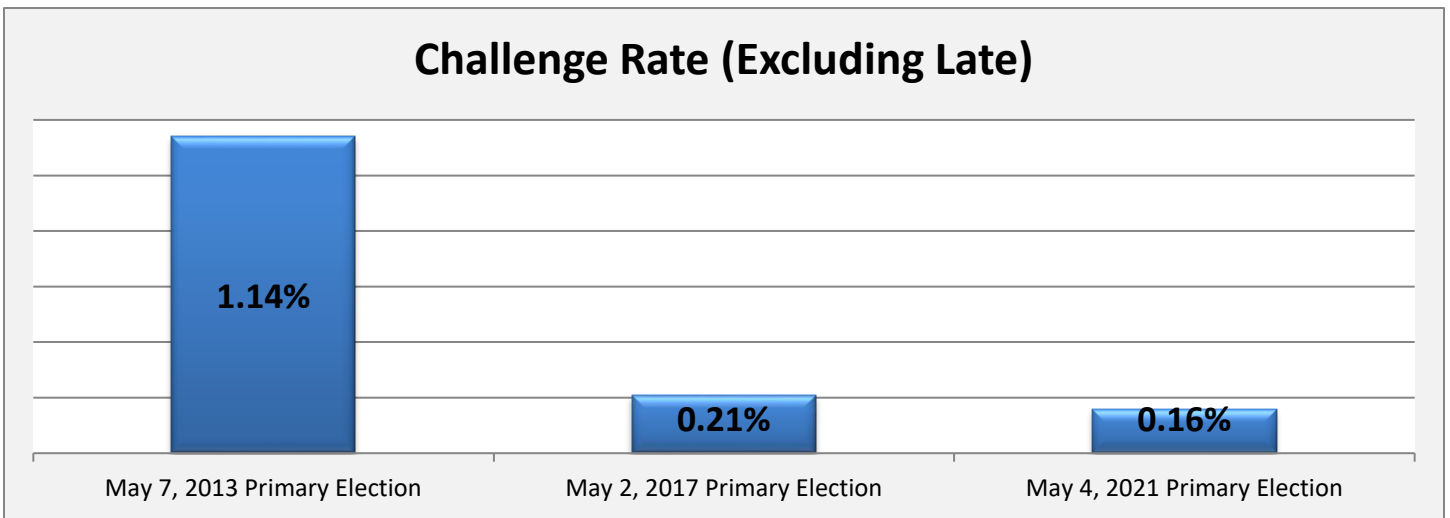
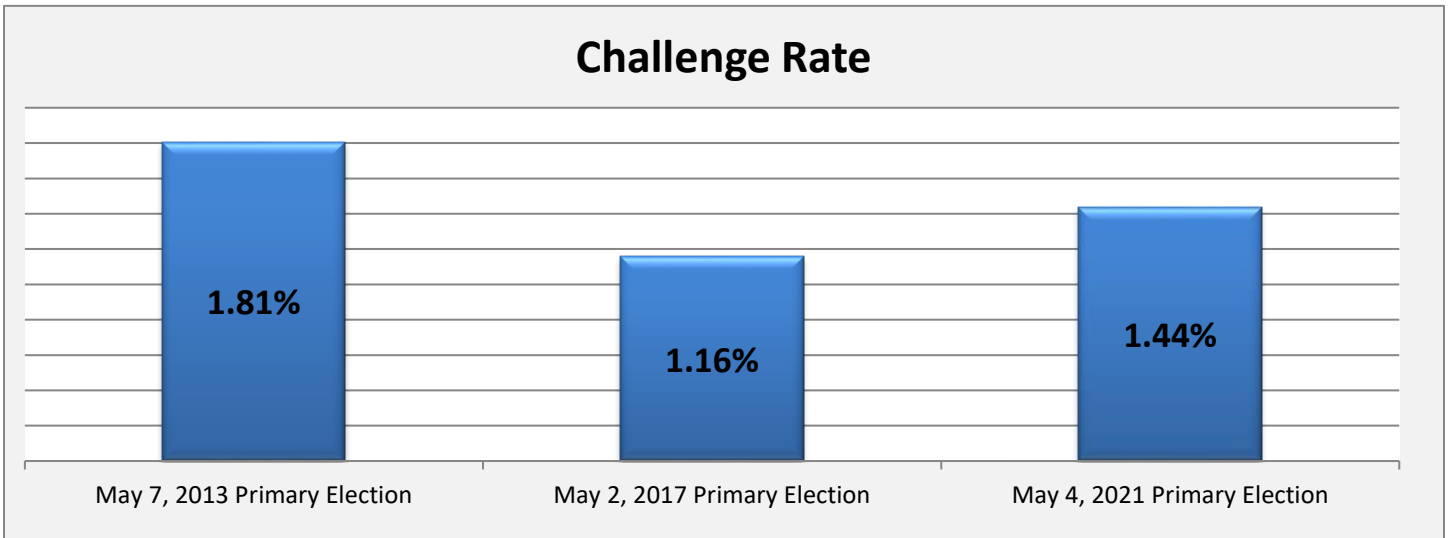
May 2, 2017 Primary Election

May 4, 2021 Primary Election

■ Election Day ■ Vote-by-Mail/Early In-Person ■ Provisional

Vote-by-Mail Data

	May 7, 2013 Primary Election	May 2, 2017 Primary Election	May 4, 2021 Primary Election
VBM Ballots Issued	9,776	16,445	19,093
VBM Ballots Returned	8,909	15,005	16,828
VBM Ballots Counted	8,808	14,975	16,586
VBM Ballots Challenged	101	31	26
VBM Ballots Returned Late	60	143	216
VBM Ballots Issued and Returned	91.13%	91.24%	88.14%
VBM Ballots Returned and Counted	98.87%	99.80%	98.56%
VBM Ballots Returned and Challenged	1.81%	1.16%	1.44%
VBM Ballots Issued and Returned Late	0.61%	0.87%	1.13%
VBM Ballots Returned and Challenged (excluding late)	1.14%	0.21%	0.16%



Provisional Data

	May 7, 2013 Primary Election	May 2, 2017 Primary Election	May 4, 2021 Primary Election
Provisional Ballots - CAST	162	286	219
Provisional Ballots - VALID	154	265	209
Provisional Ballots - REJECTED	8	21	10
% Valid of All Provisional Ballots Cast	95.06%	92.66%	95.43%
% Rejected of All Provisional Ballots Cast	4.94%	7.34%	4.57%
VBM Voters	1	3	1
Not Registered In The State of Ohio	5	9	8
Wrong Precinct, Wrong Location	2	0	0
Correct Location Remakes	0	2	2
% Rejected Not Including VBM & Not Registered	1.28%	3.28%	0.48%
% Wrong Precinct, Wrong Location	1.23%	0.00%	0.00%

