

February 3, 2015 Post Election Profile

updated 2/26/2015

21,045 Total Registered Voters in the Election

- **23** Total Precincts
- **2** Issues
- **10** Voting Locations

Issue 1: Brook Park: Proposed Ordinance

Issue 2: Beachwood Proposed Charter Amendment

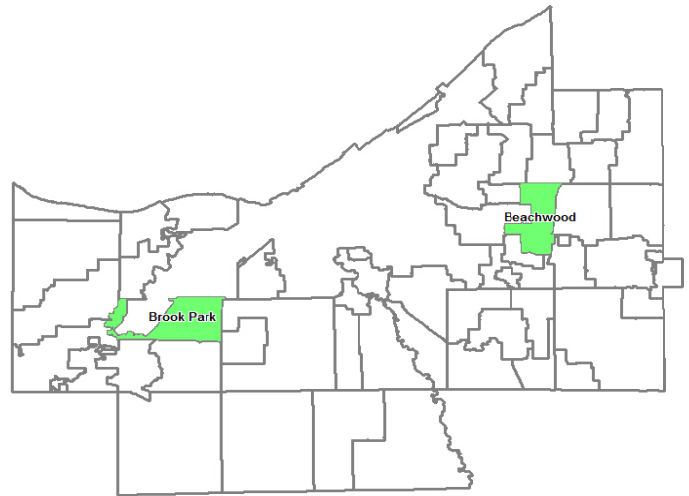
4,030 Total ballots cast 19% turnout

2,921 Election Day (72%)

1,077 Vote by Mail (27%)

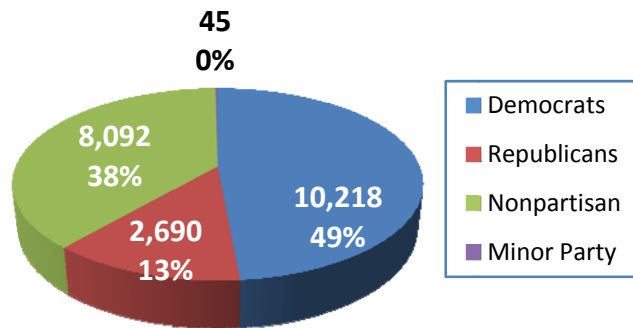
32 Provisional (1%)

2,953 Election Day and Provisional (73%)



Registered Voters:

- 21,045 Total
- 10,218 Democrats
- 2,690 Republicans
- 8,092 Nonpartisan
- 29 Libertarian
- 9 Constitution
- 7 Green



Vote by Mail and early voting:

12 Early voters

1,310 Ballots requested

6% of reg. voters have requested a ballot

1,131 Ballots returned (includes 54 rejected ballots)

86% of ballots were returned

Ballot Applications

536 Beachwood

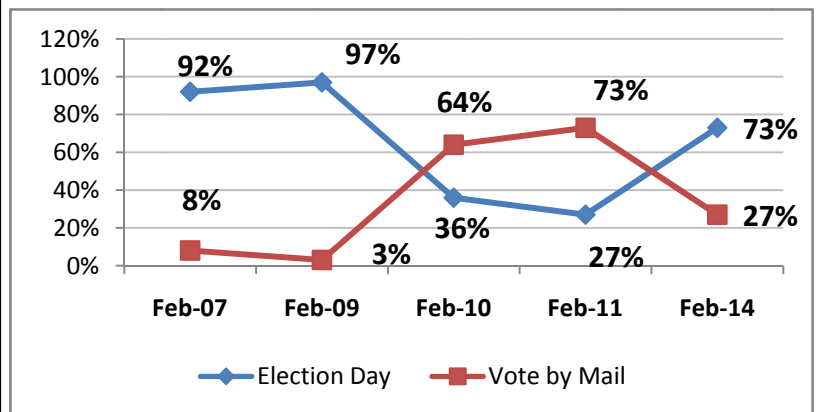
774 Brook Park

Ballot Returns

439 Beachwood

692 Brook Park

Vote by Mail Trends in February Elections 2007 to 2014:



Turnout Trends in February Elections 2007 to 2011:

February 2007 Special Election

51,908 Registered voters
10,747 Total ballots cast

21% Turnout

February 2009 Special Election

16,901 Registered voters
5,843 Total ballots cast

29% Turnout

February 2010 Special Election

15,778 Registered voters
8,000 Ballots cast

51% turnout

February 2011 Special Election

23,708 Registered voters
7,114 Ballots cast

30% turnout