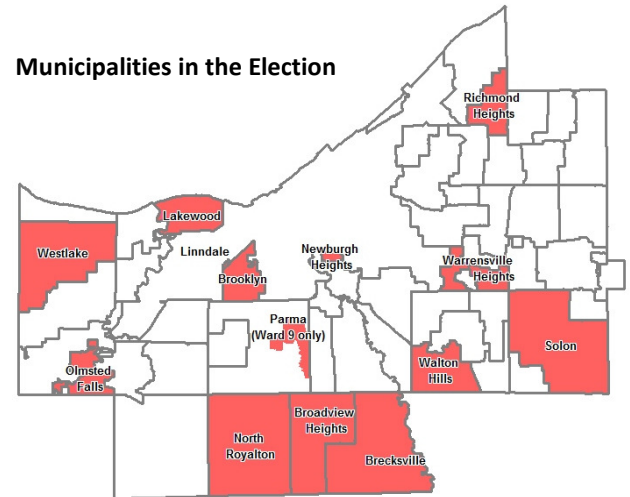


- **181 Precincts in the Election**
- **70 Voting Locations**
- **14 Municipalities**
- **24 Candidates**
(2-Parma City Council Ward 9, Democratic Primary)
(5- Westlake City Council Ward 2, Nonpartisan Primary)
(17- Linndale Charter Commission, Nonpartisan)
- **16 Issues**
- 11 Municipal
- 4 School Districts
- 1 Library District

Municipalities in the Election



- **165,757 Registered Voters**
- **15%** Turnout
- **25,624** Total Ballots Cast
- **16,816** Election Day Ballots Cast (66%) **includes 154 provisional ballots**
- **8,808** Vote by Mail Ballots Cast (34%)

Vote by Mail as of Election Day:

- **9,775** **Vote by Mail Ballots Requested** (6% of all registered voters requested a ballot)
- **8,808** **Vote by Mail Ballots Returned** (90% of ballots requested were returned)
- **85** **Early Voters** (included in Vote by Mail total) 1% of Vote by Mail ballots cast/0.3% of total ballots cast

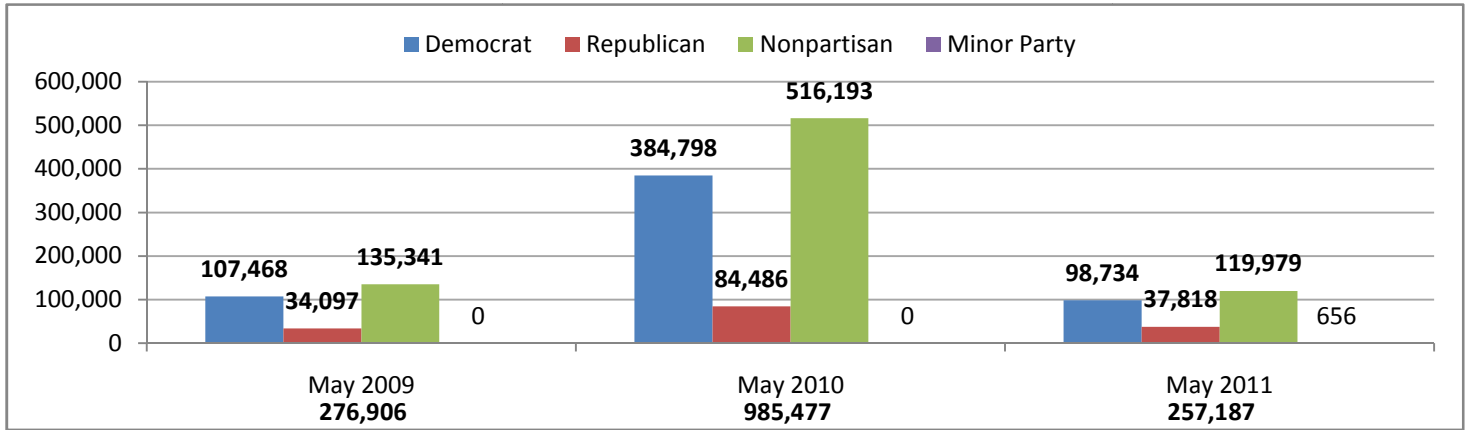
Vote by Mail Requests and Returns:

Municipality	Reg. Voters	Ballots Requested	% of ballots requested by registered voters	Ballots Returned	% of ballots returned
Brecksville	10,709	850	7.9%	768	90.4%
Broadview Heights	13,994	1,112	7.9%	993	89.3%
Brooklyn	7,679	587	7.6%	554	94.4%
Lakewood	37,203	1,493	4.0%	1,335	89.4%
Linndale	70	2	2.9%	1	50.0%
Newburgh Heights	1,271	59	4.6%	55	93.2%
North Royalton	21,605	1,215	5.6%	1,052	86.6%
Olmsted Falls	6,082	420	6.9%	371	88.3%
Parma	5,668	392	6.9%	370	94.4%
Richmond Heights	7,797	428	5.5%	400	93.5%
Solon	17,447	677	3.9%	563	83.2%
Walton Hills	1,833	295	16.1%	280	94.9%
Warrensville Heights	10,236	306	3.0%	265	86.6%
Westlake	24,163	1,939	8.0%	1,801	92.9%
Totals	165,757	9,775	5.9%	8,808	90.1%

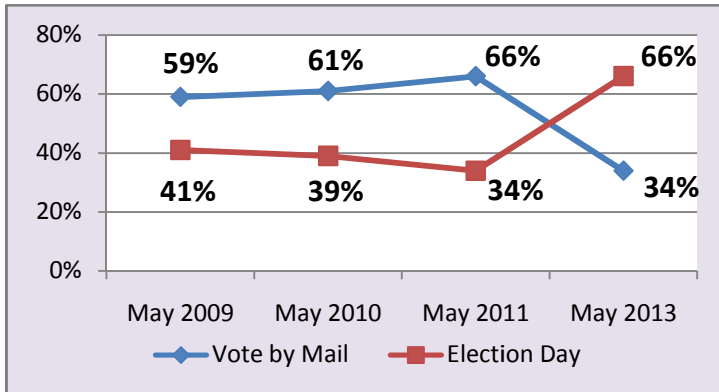
- **101 Challenged Vote by Mail Ballots**
- **8 Challenged Provisional Ballots**

Registration Trends in May Primary Elections from 2009 to 2011

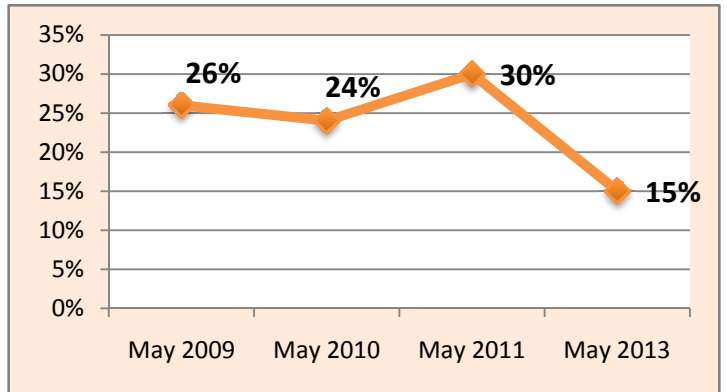
(There was no May Primary in 2012)



Vote by Mail in May Primary Elections 2009 to 2013



Voter Turnout in May Primary Elections 2009 to 2013



May 2013:	8,766 Ballots cast by mail 16,660 Ballots cast on Election Day
May 2011:	50,755 Ballots cast by mail 26,680 Ballots cast on Election Day
May 2010:	143,506 Ballots cast by mail 91,068 Ballots cast on Election Day
May 2009:	42,991 Ballots cast by mail 29,486 Ballots cast on Election Day

May 2013:	165,757 Registered Voters 25,426 Total ballots cast
May 2011:	257,187 Registered Voters 77,435 Total ballots cast
May 2010:	985,477 Registered Voters 234,594 Total ballots cast
May 2009:	276,906 Registered Voters 72,477 Total ballots cast

School Districts in the May 7th Primary Election:

- Brecksville/Broadview Hts. City Sch. Dist.** (Renewal levy not to exceed 7.40 mills)
- Brooklyn City Sch. Dist.** (Bond issue 4.2 mills and renewal levy not to exceed 5.0 mills)
- Lakewood City School District** (Additional not to exceed 3.9 mills)
- Westlake City School District** (Additional not to exceed 5.9 mills)

Municipal Issues in the May 7th Primary Election:

- Broadview Heights:** Proposed Zoning Amendment: Corridor Conversion District
- Broadview Heights:** Proposed Zoning Amendment: Town Center Special Planning District #1
- Linndale:** "Shall a commission be chosen to frame a charter?"
- Newburgh Heights:** Proposed Tax Levy (Additional not exceed 8.7 mills)
- North Royalton:** Proposed Tax Levy (Renewal not to exceed 1.7 mills)
- Olmsted Falls:** Proposed Tax Levy (Replacement and Increase not to exceed 1.65 mills)
- Richmond Heights:** Proposed Income Tax Increase (0.25%)
- Solon:** Proposed Zoning Amendment: 2.5 acres east of the Solon Village Shopping Center
- Solon:** Proposed Zoning Amendment: 5.69 acres on Aurora Road near the Aurora Road and Solon Road intersection
- Walton Hills:** Proposed Income Tax Increase (0.5%)
- Warrensville Heights:** Proposed Tax Levy (Renewal not to exceed 2.90 mills)

Library Issue:

- Westlake Library:** Proposed Tax Increase (Renewal not to exceed 2.8 mills)