

August 8, 2023 Post Election Profile

Updated 8/31/2023

Election Overview

1 Issue: State Constitutional Amendment
 59 Municipalities
 967 Precincts
 291 Voting locations

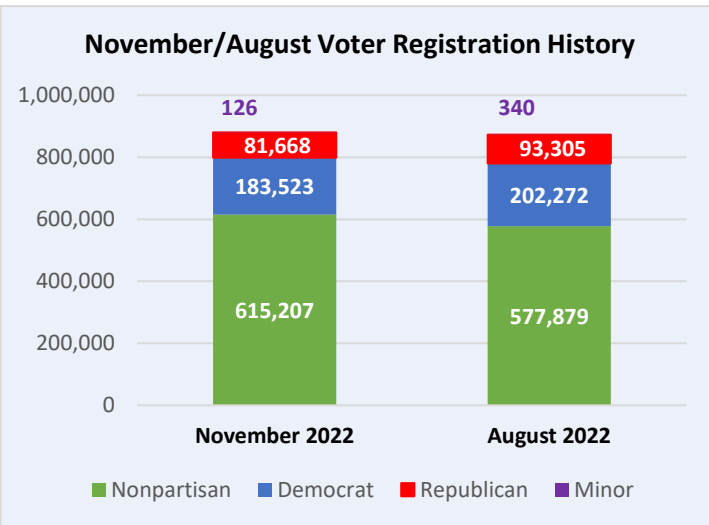
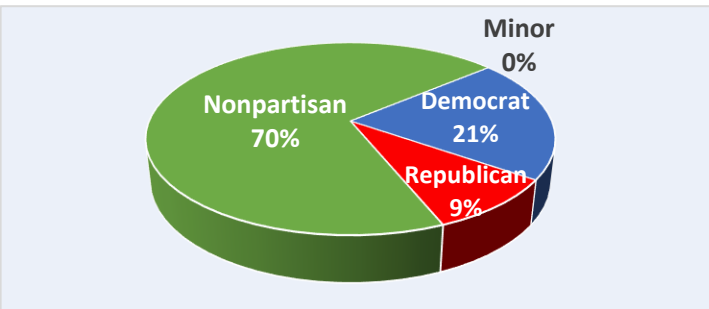
335,229 Total Ballots Cast

39% Turnout
 235,427 Election Day (71%)
 74,180 Vote-by-Mail (22%)
 21,962 Early In-Person (7%)

239,087 Election Day plus 3,660 Provisional

Registered Voters

870,658 Total Registered Voters
 79,711 Republican
 122 Minor Party
 180,658 Democrat
 610,378 Nonpartisan



November/August Election Voting History

Election Year	Nov. 2022	August 2022
Registered Voters	880,524	873,796
Total Ballots Cast	416,339	92,042
Election Day	260,582 (62%)	52,825 (57%)
Vote-by-Mail	135,839 (33%)	36,123 (39%)
Early In-Person	19,918 (5%)	3,094 (3%)

Absentee Voting in the August 8th Election

Early In-Person Voting

Ballots cast by Early In-Person voters: **21,962**

Vote-by-Mail

Vote-by-Mail Ballots requested: 78,814

9% of registered voters have requested ballots

Ballot Requests by Party:

Dem.	Rep.	Nonpartisan	Minor Party
45,185	15,517	18,087	25

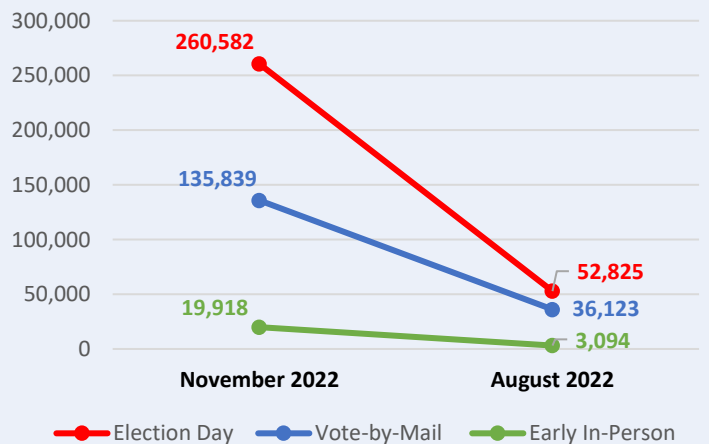
Vote-by-Mail Ballots returned: 74,914

95% of requested ballots have been returned

Ballot Returns by Party:

Dem.	Rep.	Nonpartisan	Minor Party
43,685	14,992	16,214	23

Voting Method Comparisons



Registered Voter Turnout History

