

# March 17, 2020 Primary Election (Extended) Amended Official Canvass Certification Data

## FINAL RESULTS

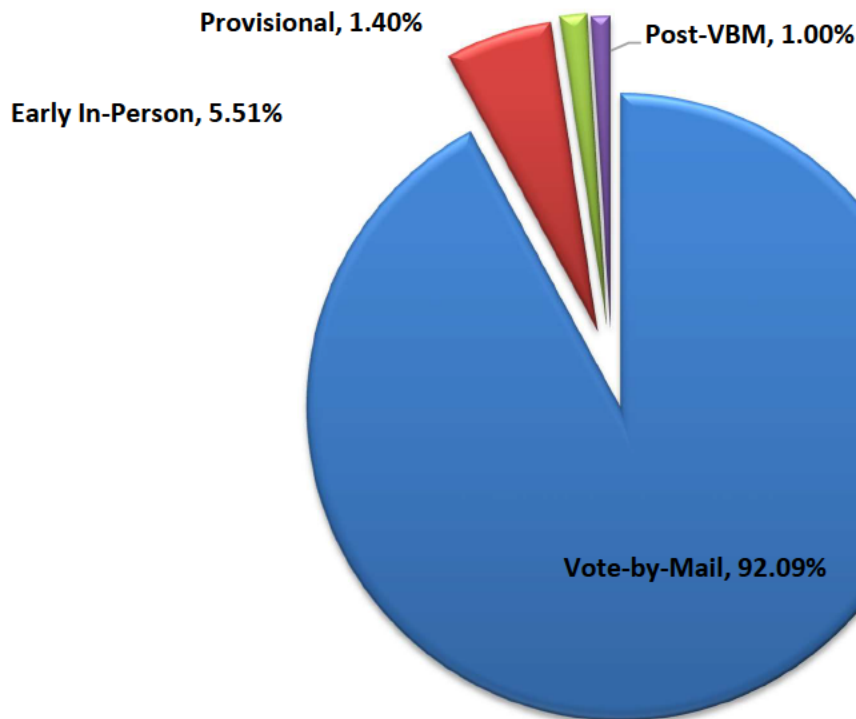
Official Election Results for the March 17, 2020 Primary Election (Extended) are attached to the Election Summary Report.

## SUMMARY OF OFFICIAL CANVASS

There were a total of 196,791 ballots tabulated for the March 17, 2020 Primary Election (Extended). Below is a breakdown of the ballots counted by category and a percentage of the total vote by category.

Category	Ballots Cast	% of Total Ballots Counted
<i>Vote-by-Mail (VBM)</i>	181,232	92.09%
<i>Early In-Person (EIP)</i>	10,849	5.51%
<i>Provisional</i>	2,760	1.40%
<i>Post-VBM</i>	1,950	1.00%
<b>Total</b>	<b>196,791</b>	

**% of Total Ballots Counted**

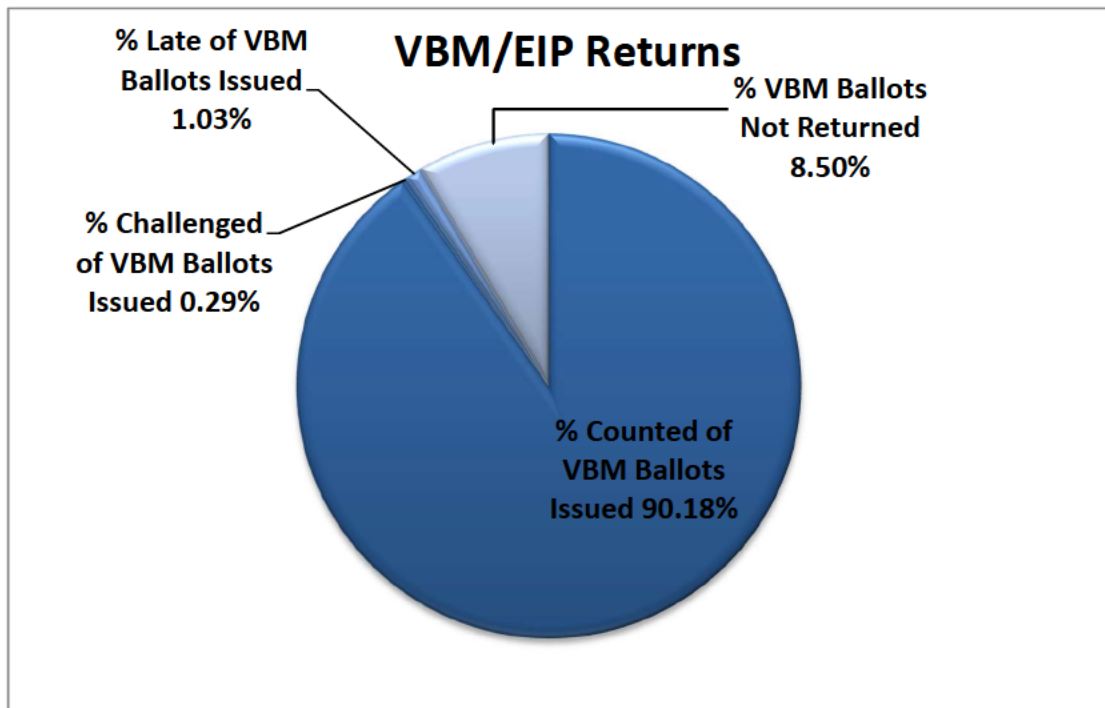


## VOTE BY MAIL/EARLY IN-PERSON SUMMARY

VBM/EIP Data	Vote by Mail	Early In Person	Military and Overseas	Total
Issued	203,829	10857	742	215,428
Returned and Counted	183,005	10857	413	194,275
Challenged	628	0	3	631
Returned Late	2,212	0	0	2,212
Not Returned	17,984	0	326	18,310

VBM/EIP Data	Challenge Rate
Overall Return Rate	91.50%
Challenge Rate (Total)	1.44%
Challenge Rate (Late Removed)	0.32%

VBM/EIP Ballots Challenged	Number of Challenged Ballots	% of Total Challenged VBM
ID Envelope not returned	269	42.63%
Non-Matching ID	109	17.27%
No Signature	99	15.69%
No Identification	46	7.29%
No Stub on ballot	36	5.71%
ID Envelope not completed	24	3.80%
No ballot returned in ID envelope	23	3.65%
Wrong voter completed ID Envelope	13	2.06%
Registration address and AV ID envelope address do not match	8	1.27%
Signature does not match Registration	4	0.63%
<b>Total</b>	<b>631</b>	

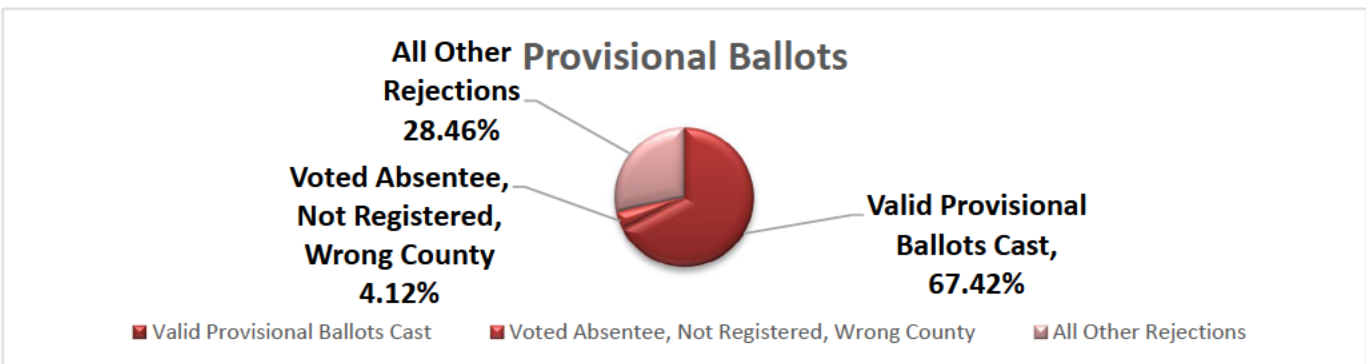


## PROVISIONAL VOTING SUMMARY

A total of 4,097 Provisional Ballots were cast during the March 17, 2020 Primary Election (Extended). There were 2,729 through Vote-by-Mail, 422 during Early In-Person Voting and 944 on Election Day at the Board of Elections. Of those ballots, 2,760 (67.37%) were valid and tabulated by the Ballot Department. There were 1,335 invalid Provisional Ballots, resulting in a 32.58%\* rejection rate for this election.

\*The Provisional Rejection Rate is 28.46% when provisional voters who have already cast a VBM Ballot, are Not Registered or Voted in the Wrong County are excluded. The Provisional Rejection Rate is 14.1% when provisional voters who have already cast a VBM Ballot, are Not Registered or Voted in the Wrong County, did not meet the SOS criteria to vote on Election Day are excluded. The Provisional Rejection Rate is 7.3% when provisional voters who have already cast a VBM Ballot, are Not Registered or Voted in the Wrong County, did not meet the SOS criteria to vote on Election Day and late postmarks are excluded.

Provisional Data		
Total Provisional Ballots Cast	4,097	
Valid Provisional Ballots (includes Correct Location & APRI remakes)	2,762	67.42%
Wrong Precinct, Correct Location of Valid Provisionals	48	1.74%
Rejected Provisional Ballots	1,335	32.58%
Voter cast provisional ballot in-person on April 28, 2020; did not claim to have a disability or inability to receive mail; and did not apply for an absentee ballot by noon on April 25, 2020	754	56.48%
Late Postmark	279	20.90%
Not Registered	143	10.71%
No ID Envelope	56	4.19%
Voted Absentee	20	1.50%
Non-Matching ID	18	1.35%
Missing ID	14	1.05%
Missing Address	11	0.82%
Empty Envelope – No Ballot Returned	10	0.75%
Missing Date of Birth	9	0.67%
Voted in Wrong County	6	0.45%
Non-Matching Signature	5	0.37%
Valid Provisional Ballot Already Returned	5	0.37%
No Signature	4	0.30%
Invalid Address	1	0.07%



## BALLOT REMAKES

During the election, 3,072 ballot sheets were processed in accordance with the CCBOE Remake Policy (approved by the Board on May 17, 2013). Of those, 1,527 sheets were removed and remade prior to scanning and categorized as UOCAVA or Voted For Ineligible Contest(s). The overall remake rate for this election was 0.858%. Excluding UOCAVA and Voted for Ineligible Contest(s), the remake rate for this election was 0.431%.

(\*) indicate categories in which no sheets are to be remade, rather the original ballot sheet is tabulated.

Reason for Remake	Number of Remakes	% of Total Remakes
1 - Ballot folded, torn or mutilated.	398	12.96%
2 - Ballot contains indeterminate marks not made by the voter.	-	0.00%
3 - UOCAVA Ballot that cannot be accurately read by automatic tabulating equipment.	818	26.63%
4 - Ballot contains votes for ineligible contest(s).	709	23.08%
5 - Inadvertent mark made by the voter, resulting in the scanner detecting an over vote or an indeterminate mark.	51	1.66%
6 - Voter marked entire ballot contrary to the instruction listed at the beginning of the ballot.	222	7.23%
*7 - Voter marked part of the ballot according to the ballot marking instructions contained on the ballot, and part of the ballot contrary to the instructions.	71	2.31%
*8 - Over vote, voter marked the ballot more than the permissible number of times for a particular contest, and there is no indication of contrary intent.	246	8.01%
9 - Voter marked the ballot more than the permissible number of times for a particular contest, however, the voter also made an indication of contrary intent and the voter's choice can be determined.	547	17.81%
*10 - Voter filled in the oval next to a candidate for an office and also cast a write-in vote for a different candidate for the same office by filling in the oval of, and the writing in of, the name of a write-in candidate.	1	0.03%
11 - Voter filled in the oval next to a candidate for an office and also cast a write-in vote for the same candidate for the same office by filling in the oval of, and the writing in of, the name of a write-in candidate.	9	0.29%
<b>Total</b>	<b>3,072</b>	<b>100.00%</b>

Category	Remakes Removed	Remake Rate
Regular VBM & Provisional Ballot Scanning	1,545	0.431%
UOCAVA & Voted for Ineligible Contest(s)	1,527	0.426%
<b>Total</b>	<b>3,072</b>	<b>0.858%</b>

## OVER VOTES

There was a total of 1,298 over votes recorded, resulting in a 0.66% over vote rate for the election.

## VOTER HISTORY

Nine hundred eighty (980) precincts were involved in this election. Voter History was uploaded to the SOS and is complete.

## RECOUNTS

There was one (1) automatic recount for this election. The recount was conducted on Tuesday, May 26, 2020 at 9:30AM. The results matched the Official Canvass results.

- Republican - For Member of County Central Committee – Cleveland 07-J

The requested recount deadline was Tuesday, May 26<sup>th</sup> at 4:00PM. No recounts were requested.

## AUDIT

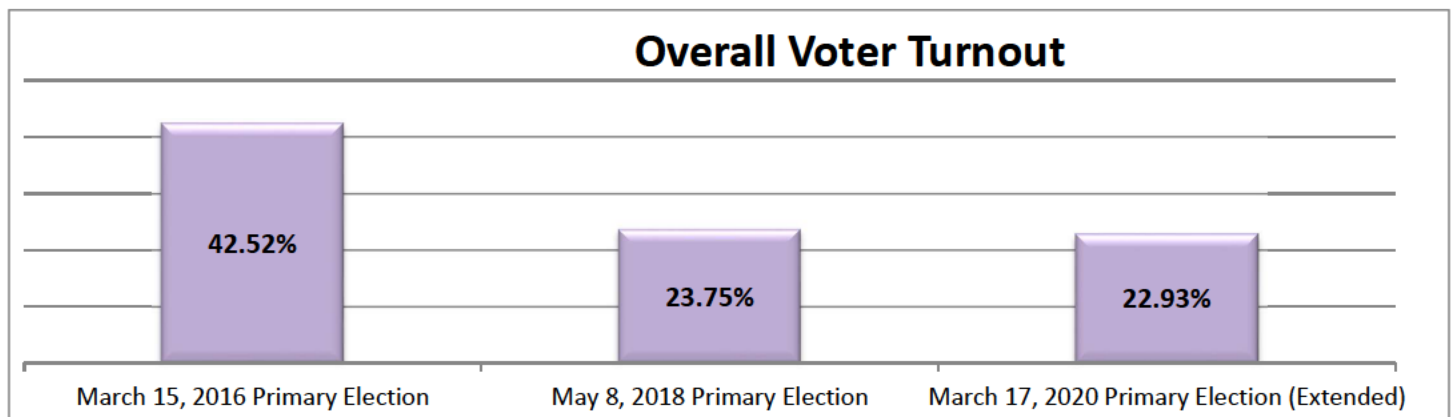
The post-election audit will be conducted beginning Tuesday, June 9<sup>th</sup> at 9:00AM.

The audit will be conducted using the batch-based risk-limiting audit method.

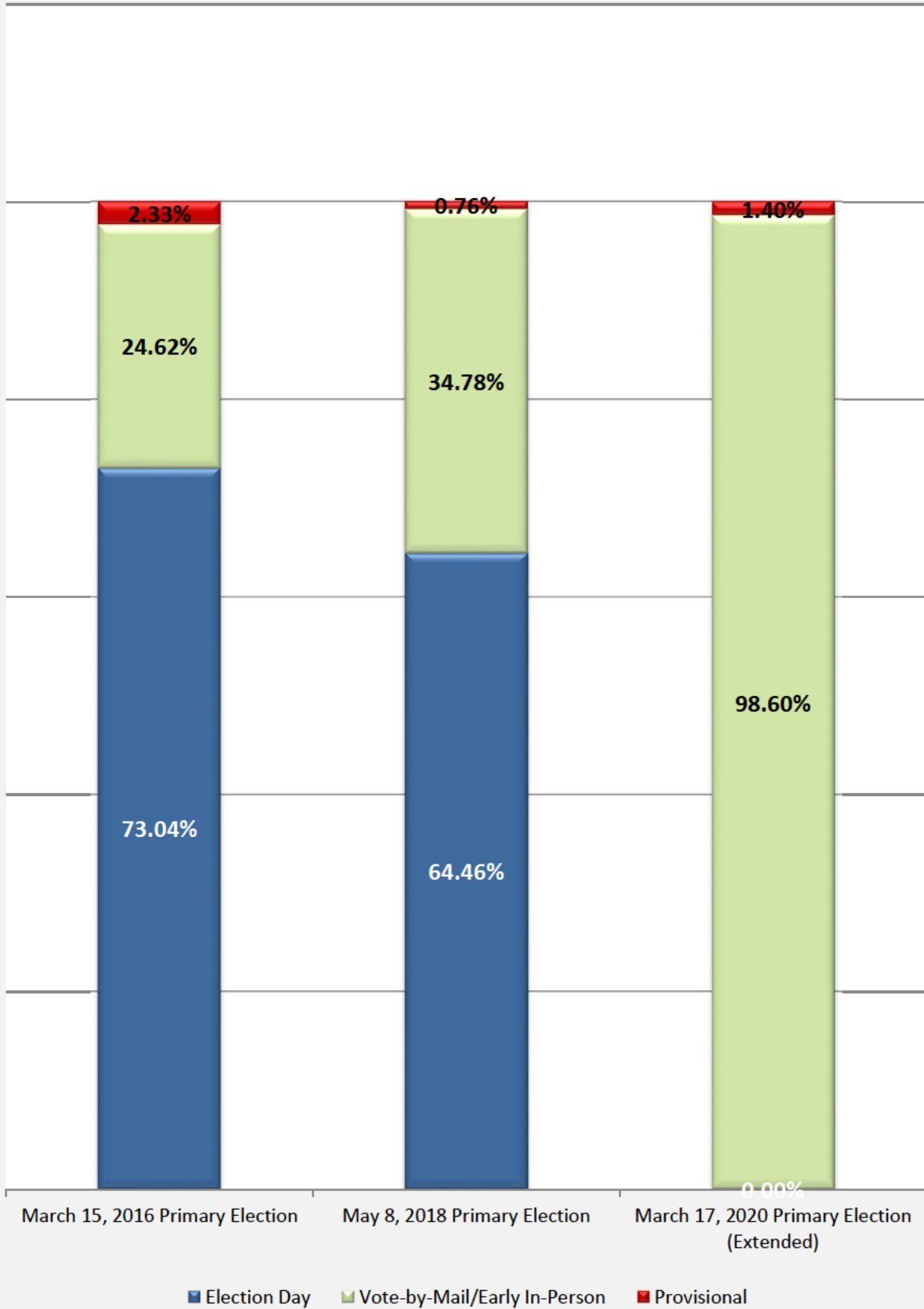
## HISTORICAL DATA

The following data sets and graphs include comparisons related to election information and voting method distributions (ballot categories).

	March 15, 2016 Primary Election	May 8, 2018 Primary Election	March 17, 2020 Primary Election (Extended)
<b>Precincts</b>	980	975	980
<b>Registered Voters</b>	849,206	886,623	858,057
<b>Ballots Cast - Counted</b>	361,098	210,582	196,791
<i>Election Day</i>	262,695	135,532	N/A
<i>Vote-by-Mail</i>	86,474	72,318	181,232
<i>Early In-Person</i>	N/A	N/A	10,849
<i>Provisional</i>	8,430	1,599	2,760
<i>Post-Election Day</i>	1,068	203	N/A
<i>Post VBM</i>	2,440	932	1,950
<b>Voter Turnout</b>	42.52%	23.75%	22.93%

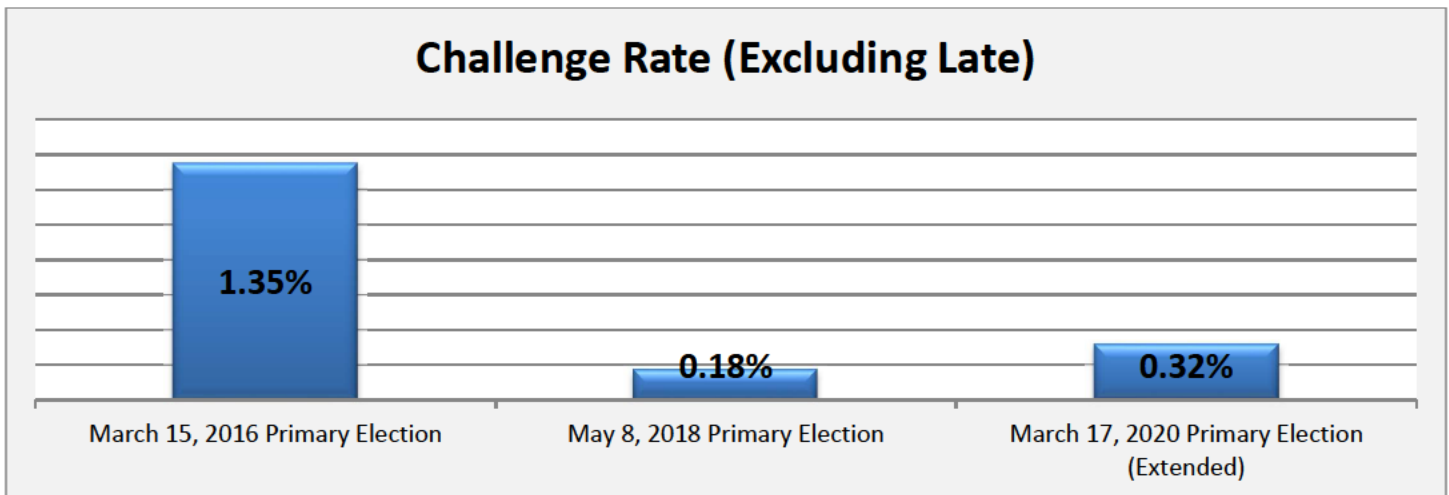
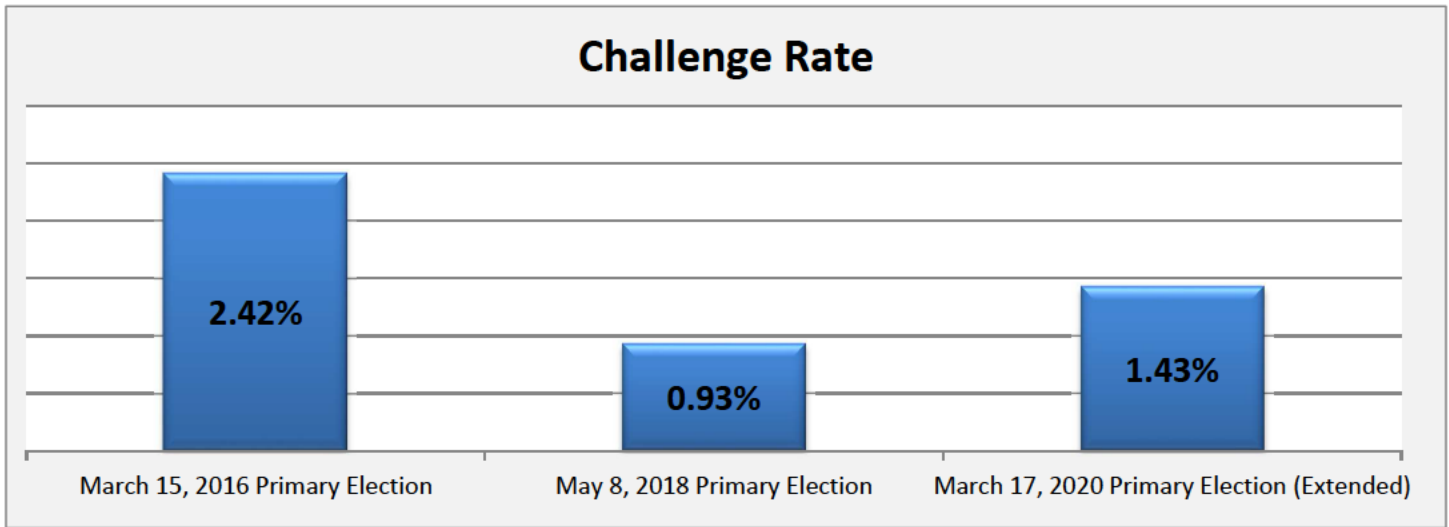


### Voter Turnout by Category



**Vote-by-Mail/Early In-Person Data**

	March 15, 2016 Primary Election	May 8, 2018 Primary Election	March 17, 2020 Primary Election (Extended)
Total VBM Ballots Issued	98,816	82,096	215,428
Total VBM Ballots Returned	90,163	74,079	199,330
VBM Ballots Counted	88,945	73,393	194,275
VBM Ballots Challenged	2,179	686	2,843
Late VBM Ballots	961	555	2,212
% Returned of VBM Ballots Issued	91.24%	90.23%	92.53%
% Counted of VBM Ballots Returned	98.65%	99.07%	97.46%
% Challenged of VBM Ballots Returned	2.42%	0.93%	1.43%
% Late of VBM Ballots Issued	0.97%	0.68%	1.03%
% Challenge Rate Excluding Late	1.35%	0.18%	0.32%





**Provisional Data**

	March 15, 2016 Primary Election	May 8, 2018 Primary Election	March 17, 2020 Primary Election (Extended)
<b>Provisional Ballots - CAST</b>	10,401	1,781	4,097
<b>Provisional Ballots - VALID</b>	8,430	1,599	2,762
<b>Provisional Ballots - REJECTED</b>	1,971	182	1,335
<b>% Valid of All Provisional Ballots Cast</b>	81.05%	89.78%	67.42%
<b>% Rejected of All Provisional Ballots Cast</b>	18.95%	10.22%	32.58%
<b>VBM Voters</b>	94	24	20
<b>Not Registered In The State of Ohio</b>	1,191	75	143
<b>Wrong Precinct and Correct Location</b>	438	44	48
<b>Correct Location Remakes</b>	266	58	48
<b>% Rejected Not Including VBM &amp; Not Registered</b>	6.60%	4.66%	28.61%
<b>% Wrong Precinct and Correct Location</b>	4.21%	2.47%	1.17%

