

August 2, 2016 Special Election Official Canvass Certification Data

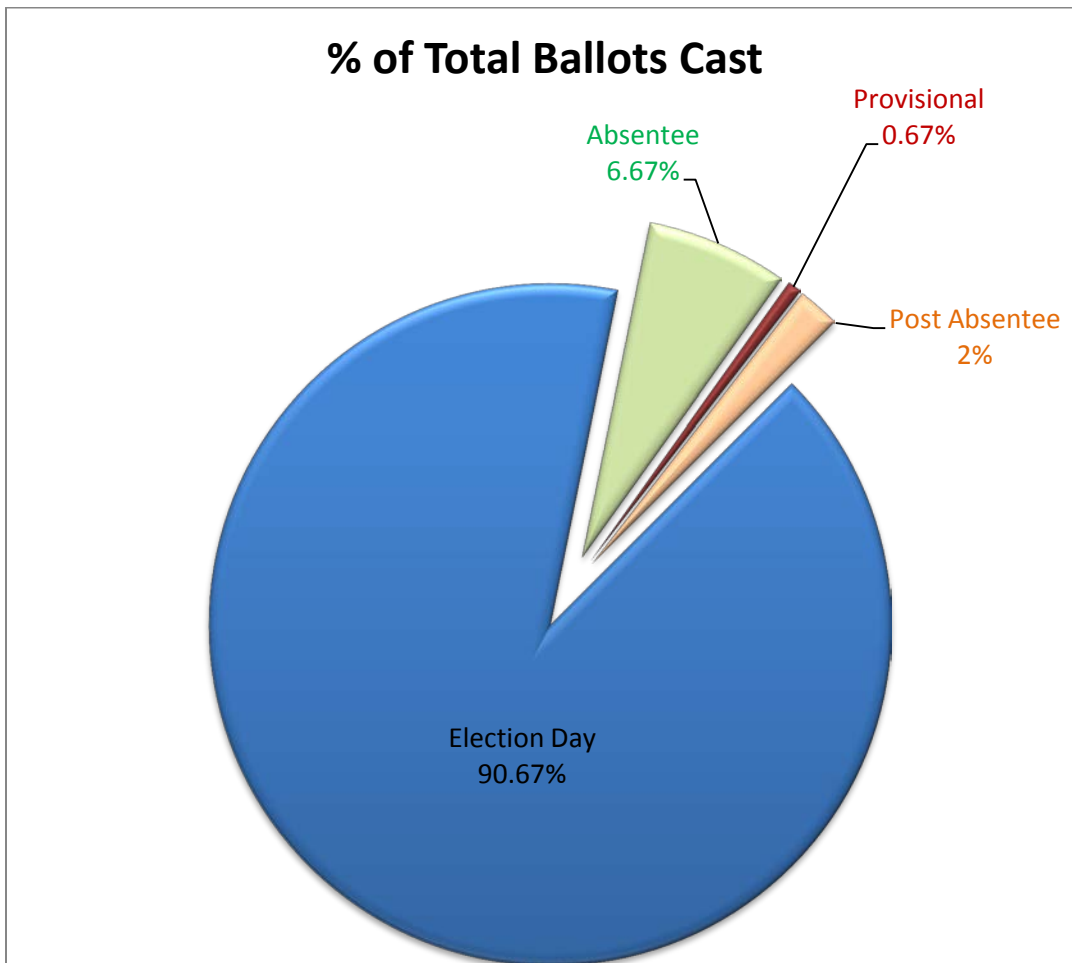
FINAL RESULTS

Official Election Results for the August 2, 2016 Special Election are attached to the Election Summary Report.

SUMMARY OF OFFICIAL CANVASS

There were a total of 150 ballots tabulated for the August 2, 2016 Special Election. Below is a breakdown of the ballots counted by category and a percentage of the total vote by category.

Category	Ballots Cast	% of Total Ballots Counted
<i>Election Day</i>	136	90.67%
<i>Absentee</i>	10	6.67%
<i>Provisional</i>	1	0.67%
<i>Post Absentee</i>	3	2.00%
<i>Post Election Day</i>	0	0.00%
Total	150	

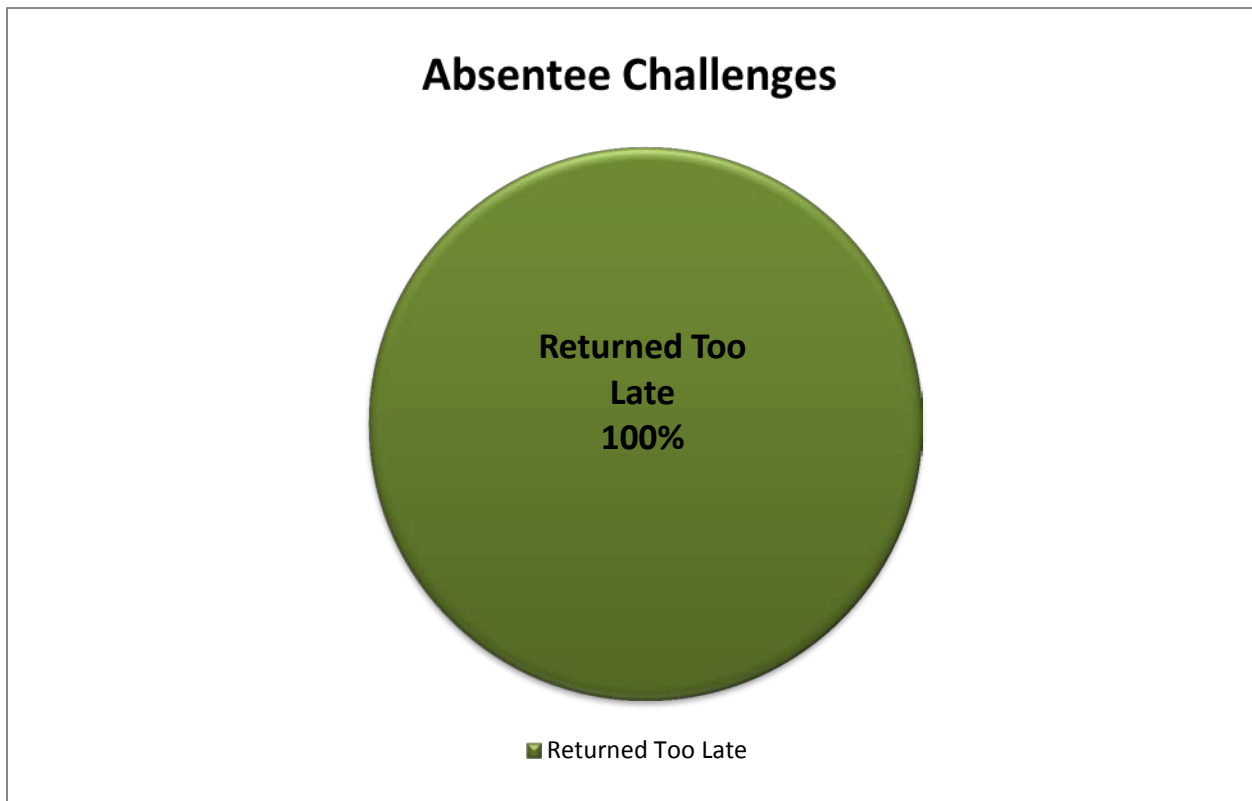


ABSENTEE / VOTE BY MAIL SUMMARY

The Cuyahoga County Board of Elections received a total of 14 valid Absentee/Vote by Mail applications. Of those requests, 14 ballots were returned (100%). The Ballot Department tabulated 13 Absentee/Vote by Mail Ballots. There was one (1) ballot challenged in this election, resulting in a challenge rate of 7.14%.

Absentee Challenge Category	Number of Challenged Ballots	% of Total Challenged Absentee
<i>Returned Too Late</i>	1	100%
<i>ID Envelope Not Returned</i>	0	0.00%
<i>No Signature on ID Envelope</i>	0	0.00%
<i>No Date of Birth</i>	0	0.00%
<i>No Identification</i>	0	0.00%
<i>No Ballot Returned with ID Envelope</i>	0	0.00%
<i>ID Envelope Not Completed</i>	0	0.00%
<i>Registration Address does not match Address on ID Envelope</i>	0	0.00%
<i>Returned Ballot to Polling Location</i>	0	0.00%
<i>No Stub or Stub Removed</i>	0	0.00%
<i>ID does not match Registration Database</i>	0	0.00%
<i>Wrong Voter Completed Envelope</i>	0	0.00%
<i>Canceled/Inactive</i>	0	0.00%
<i>Invalid Signature</i>	0	0.00%
<i>More Than one Ballot Type Returned</i>	0	0.00%
<i>Name Changed after Ballot Issued</i>	0	0.00%

Total **1**

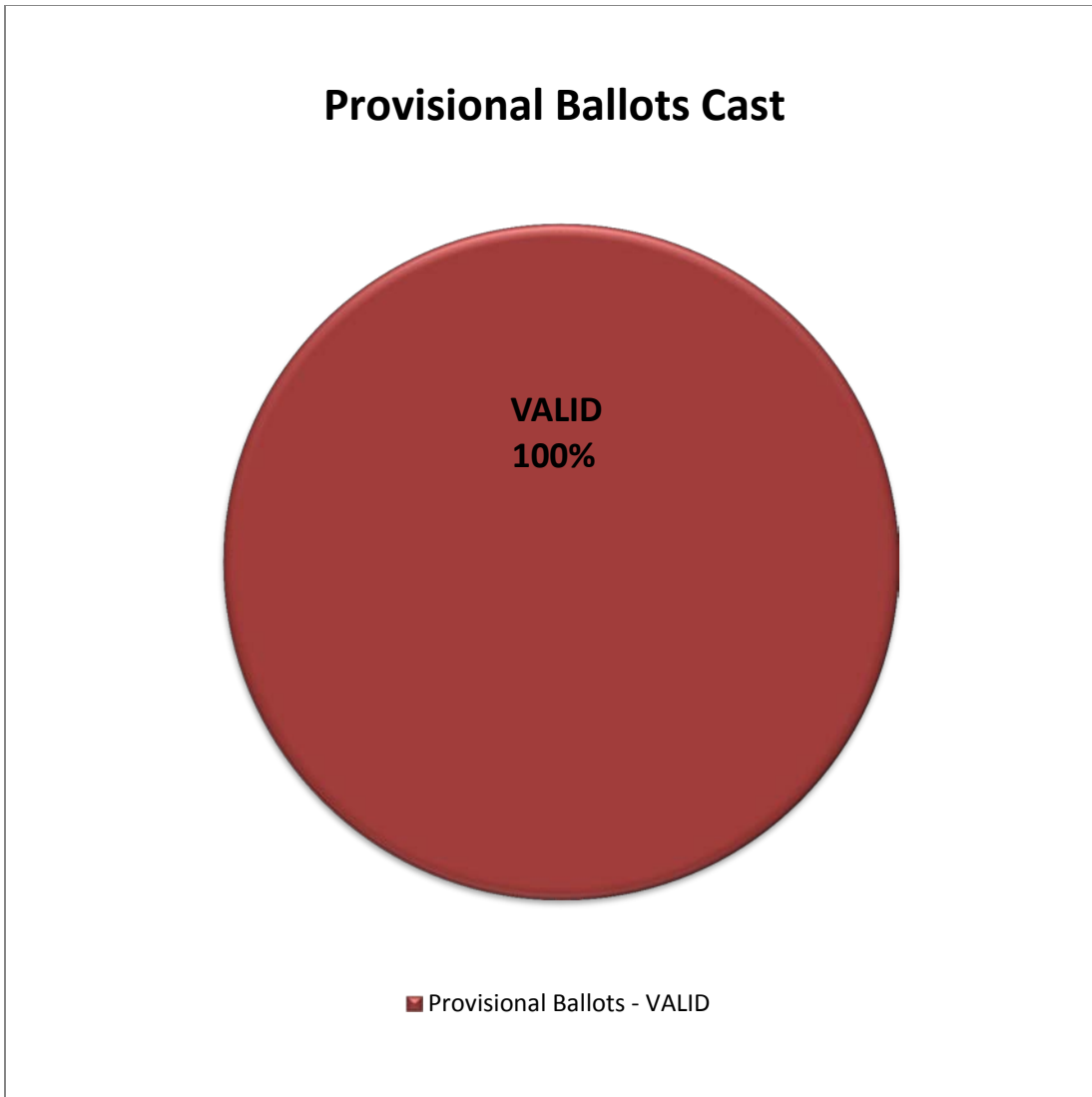


Absentee Data	August 2, 2016
TOTAL BALLOTS COUNTED	150
TOTAL ABSENTEE BALLOTS REQUESTED	14
TOTAL ABSENTEE BALLOTS RETURNED	14
TOTAL ABSENTEE BALLOTS COUNTED	13
TOTAL BALLOTS CHALLENGED	2
CHALLENGES CORRECTED	1
CHALLENGES NOT CORRECTED	1
Total Absentee Challenges Correctable by 11-S	1
Total Absentee Challenges NOT Correctable by 11-S (including late)	1
Total Absentee Challenges Corrected by 11-S	1
Remaining Challenges That Could Have Been Corrected by 11-S But Were Not	0
ABSENTEE BALLOTS RETURNED LATE	1
% COUNTED of All Ballots Counted	8.67%
% RETURNED of Absentee Ballots Requested	100.00%
% COUNTED of Absentee Ballots Returned	92.86%
% CHALLENGED of VBM Ballots Returned	7.14%
% CHALLENGED Not Including Late	0.00%
% CORRECTED of All Challenges	50.00%
% Remaining Challenges That Could Have Been Corrected by 11-S But Were Not	0.00%
% CORRECTED Not Including Late	100.00%
% LATE of Absentee Ballots Returned	7.14%
% LATE of All Remaining Challenges	100.00%

PROVISIONAL VOTING SUMMARY

One (1) Provisional Ballot was cast on Election Day. The ballot is valid and was tabulated by the Ballot Department.

Provisional Data	
<i>Provisional Ballots – CAST</i>	1
Provisional Ballots – VALID	1
Provisional Ballots – REJECTED	0



BALLOT REMAKES

During the election, no (0) ballot pages needed to be remade. The remake categories prescribed in the CCBOE Remake Policy (approved by the Board on May 17, 2013) are listed below:

Reason for Remake	Number of Remakes	% of Total Remakes
1 - Ballot folded, torn or mutilated.	0	0.00%
2 - Ballot contains indeterminate marks not made by the voter.	0	0.00%
3 - UOCAVA Ballot that cannot be accurately read by automatic tabulating equipment.	0	0.00%
4 - Ballot contains votes for ineligible contest(s).	0	0.00%
5 - Inadvertent mark made by the voter, resulting in the scanner detecting an over vote or an indeterminate mark.	0	0.00%
6 - Voter marked entire ballot contrary to the instruction listed at the beginning of the ballot.	0	0.00%
7 - Voter marked part of the ballot according to the ballot marking instructions contained on the ballot, and part of the ballot contrary to the instructions.	0	0.00%
8 - Over vote, voter marked the ballot more than the permissible number of times for a particular contest, and there is no indication of contrary intent.	0	0.00%
9 - Voter marked the ballot more than the permissible number of times for a particular contest, however, the voter also made an indication of contrary intent and the voter's choice can be determined.	0	0.00%
10- Voter filled in the oval next to a candidate for an office and also cast a write-in vote for a different candidate for the same office by filling in the oval of, and the writing in of, the name of a write-in candidate.	0	0.00%
11- Voter filled in the oval next to a candidate for an office and also cast a write-in vote for the same candidate for the same office by filling in the oval of, and the writing in of, the name of a write-in candidate.	0	0.00%

TOTAL REMAKES

0

Stage of Election	Number of Remake Ballots Processed	% of Total Remake Ballots Processed
<i>Unofficial</i>	0	0.00%
<i>Official</i>	0	0.00%

Total

0

OVER VOTES

There were no (0) over votes recorded in this election.

VOTER HISTORY /BALLOT RECONCILIATION

One (1) precinct was involved in this election. Voter History is complete. The precinct is balanced.

Ballot Reconciliation is complete. The precinct is balanced.

RECOUNTS

There is no automatic recount for this election.

The requested recount deadline is Monday, August 29th at 4:30PM.

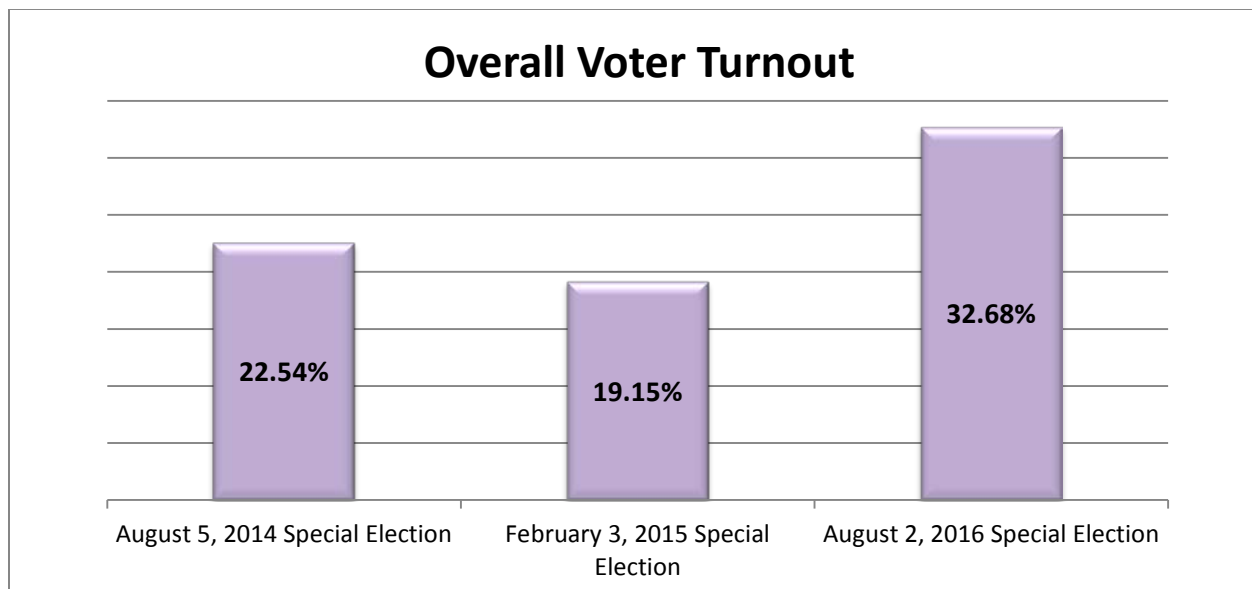
AUDIT

If there is no recount, the post-election audit will be conducted on August 30, 2016.

HISTORICAL DATA FOR SPECIAL ELECTIONS

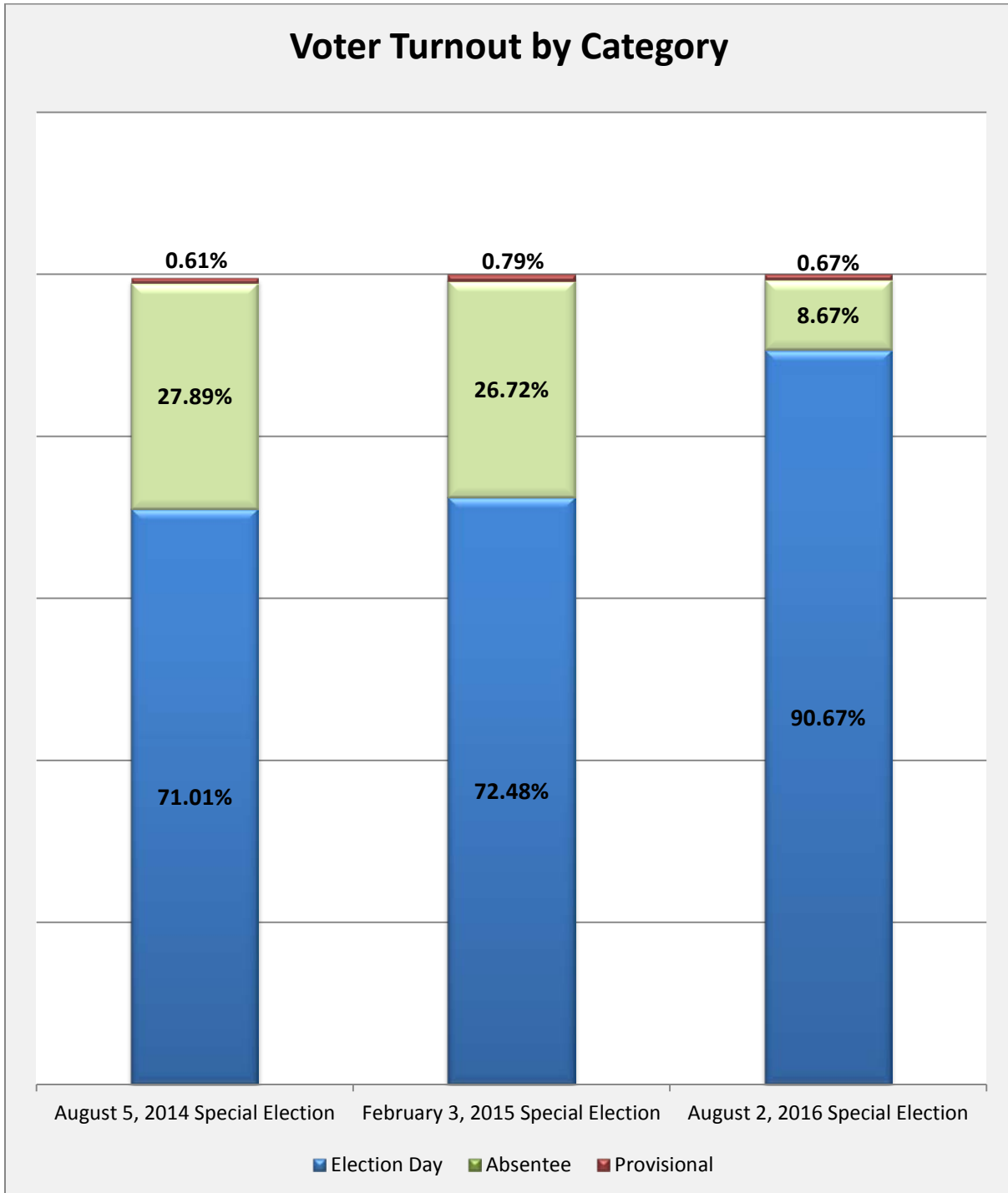
The following data sets and graphs include comparisons related to election information and voting method distributions (ballot categories).

	August 5, 2014 Special Election	February 3, 2015 Special Election	August 2, 2016 Special Election
Precincts	33	23	1
Registered Voters	28,409	21,045	459
Ballots Cast - Counted	6,403	4,030	150
<i>Election Day</i>	4,547	2,921	136
<i>Absentee</i>	1,786	1,004	10
<i>Provisional</i>	39	32	1
<i>Post Absentee</i>	30	73	3
<i>Post Election Day</i>	1	0	0
Voter Turnout	22.54%	19.15%	32.68%



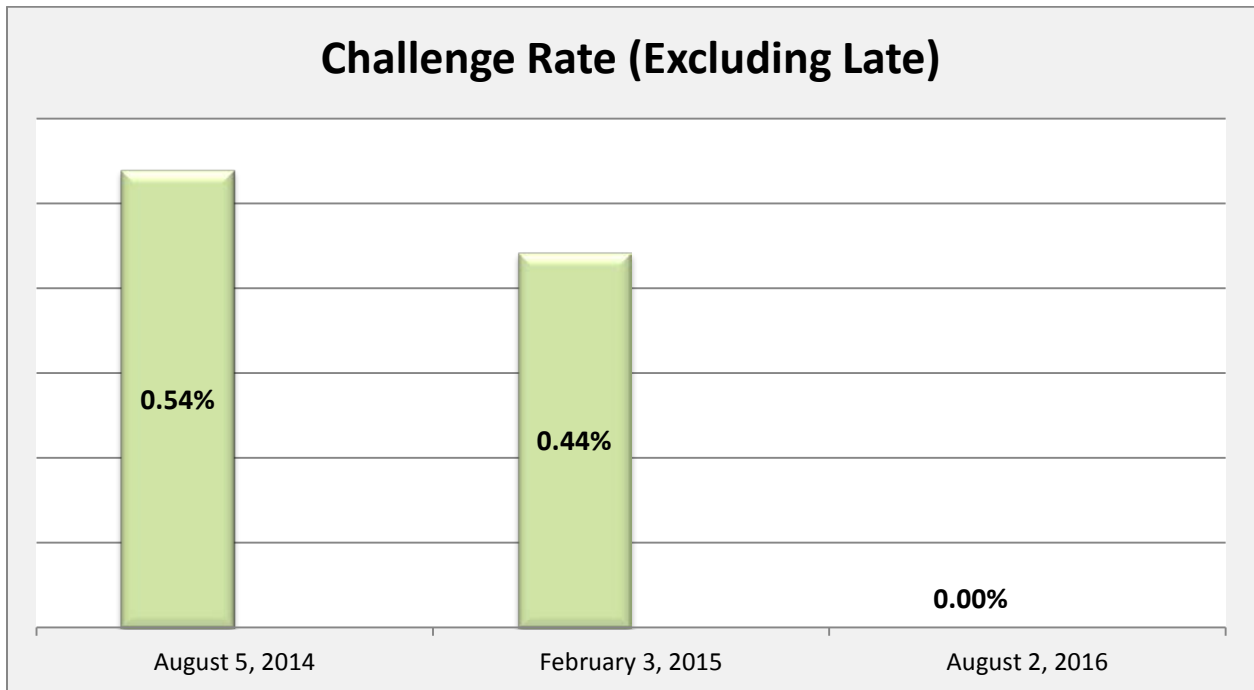
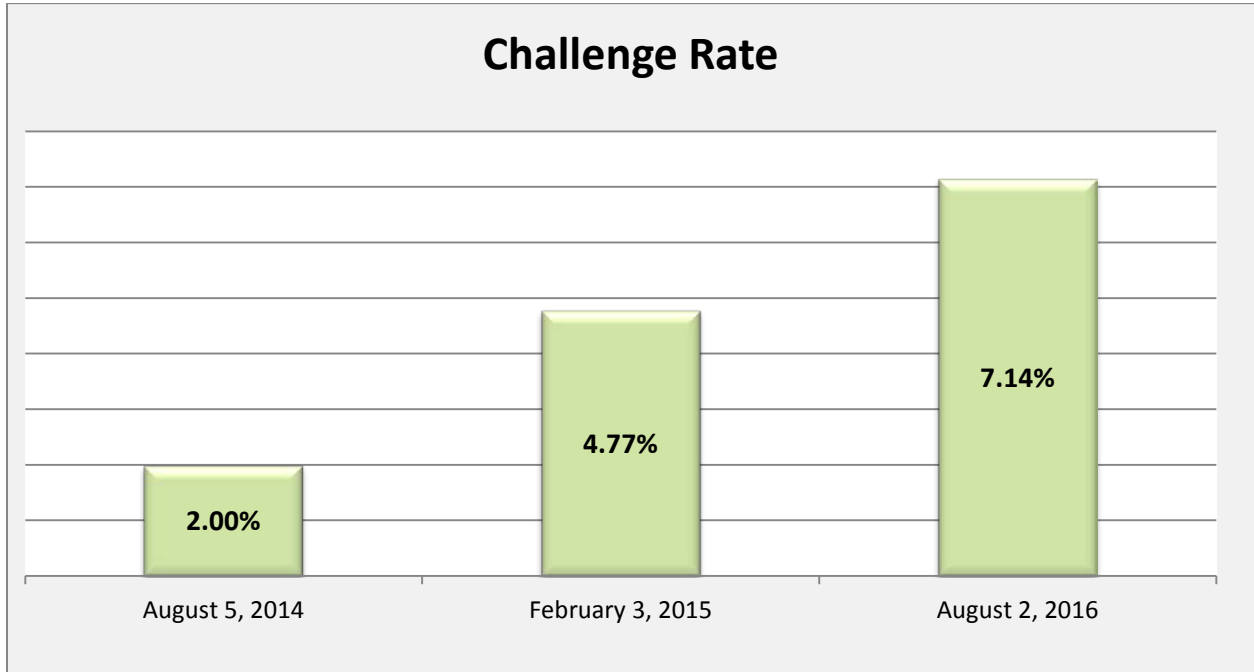
Ballots Cast by Category - % of Total Ballots Cast

	August 5, 2014 Special Election	February 3, 2015 Special Election	August 2, 2016 Special Election
Election Day	71.01%	72.48%	90.67%
Absentee	27.89%	26.72%	8.67%
Provisional	0.61%	0.79%	0.67%



Absentee Data

	August 5, 2014 Special Election	February 3, 2015 Special Election	August 2, 2016 Special Election
TOTAL BALLOTS COUNTED	6,403	4,030	150
TOTAL ABSENTEE BALLOTS REQUESTED	1,976	1,310	14
TOTAL ABSENTEE BALLOTS RETURNED	1,853	1,131	14
TOTAL ABSENTEE BALLOTS COUNTED	1,816	1,077	13
TOTAL BALLOTS CHALLENGED	90	67	2
CHALLENGES CORRECTED	53	13	1
CHALLENGES NOT CORRECTED	37	54	1
Total Absentee Challenges Correctable by 11-S	63	16	1
Total Absentee Challenges NOT Correctable by 11-S (including late)	27	51	1
Total Absentee Challenges Corrected by 11-S	53	13	1
Remaining Challenges That Could Have Been Corrected by 11-S But Were Not	10	3	0
ABSENTEE BALLOTS RETURNED LATE	27	49	1
% COUNTED of All Ballots Counted	28.36%	26.72%	8.67%
% RETURNED of Absentee Ballots Requested	93.78%	86.34%	100.00%
% COUNTED of Absentee Ballots Returned	98.00%	95.23%	92.86%
% CHALLENGED of VBM Ballots Returned	2.00%	4.77%	7.14%
% CHALLENGED Not Including Late	0.54%	0.44%	0.00%
% CORRECTED of All Challenges	58.89%	19.40%	50.00%
% Remaining Challenges That Could Have Been Corrected by 11-S But Were Not	27.03%	5.56%	0.00%
% CORRECTED Not Including Late	84.13%	72.22%	100.00%
% LATE of Absentee Ballots Returned	1.46%	4.33%	7.14%
% LATE of All Remaining Challenges	72.97%	90.74%	100.00%



Provisional Data

	August 5, 2014	February 3, 2015	August 2, 2016
Provisional Ballots - CAST	45	36	1
Provisional Ballots - VALID	39	32	1
Provisional Ballots - REJECTED	6	4	0
Rejected - Absentee Voters	1	0	0
Rejected - Not Including Absentee Voters	5	4	0
Rejected - Not Registered	5	1	0
Rejected - Not Including Not Registered	1	3	0
Rejected - Not Including Not Registered or Absentee Voters	0	3	0
Rejected - Wrong Precinct and Wrong Location	0	0	0
% Valid of All Provisional Ballots Cast	86.67%	88.89%	100.00%
% Rejected of All Provisional Ballots Cast	13.33%	11.11%	0.00%
% Rejected Not Including Absentee Voters	11.11%	11.11%	0.00%
% Rejected Not Including Not Registered or Absentee Voters	0.00%	8.57%	0.00%
% Wrong Precinct of All Provisional Ballots Cast	0.00%	0.00%	0.00%
Correct Location Remakes	1	0	0
12-D Forms Correctly Completed and Submitted by Poll Workers (Preventing Wrong Precinct Correct Location Ballots from Being Remade)	0	0	0

