

# August 4, 2020 Special Election Official Canvass Certification Data

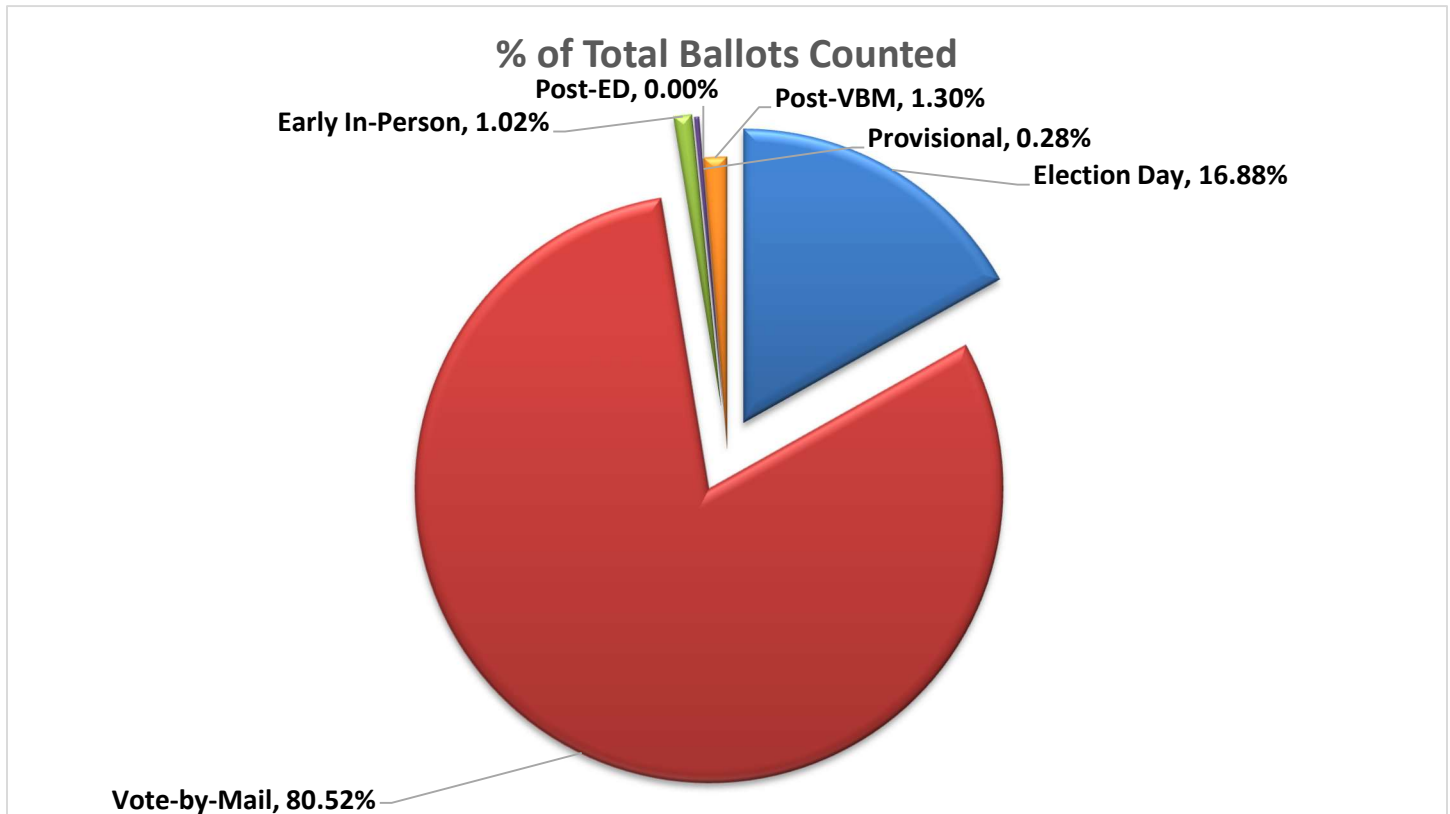
## FINAL RESULTS

Official Election Results for the August 4, 2020 Special Election are attached to the Election Summary Report.

## SUMMARY OF OFFICIAL CANVASS

There were a total of 1,078 ballots tabulated for the August 4, 2020 Special Election. Below is a breakdown of the ballots counted by category and a percentage of the total vote by category.

Category	Ballots Cast	% of Total Ballots Counted
<i>Election Day</i>	182	16.88%
<i>Vote-by-Mail</i>	868	80.52%
<i>Early In-Person</i>	11	1.02%
<i>Provisional</i>	3	0.28%
<i>Post-ED</i>	0	0.00%
<i>Post-VBM</i>	14	1.30%
<b>Total</b>	<b>1,078</b>	

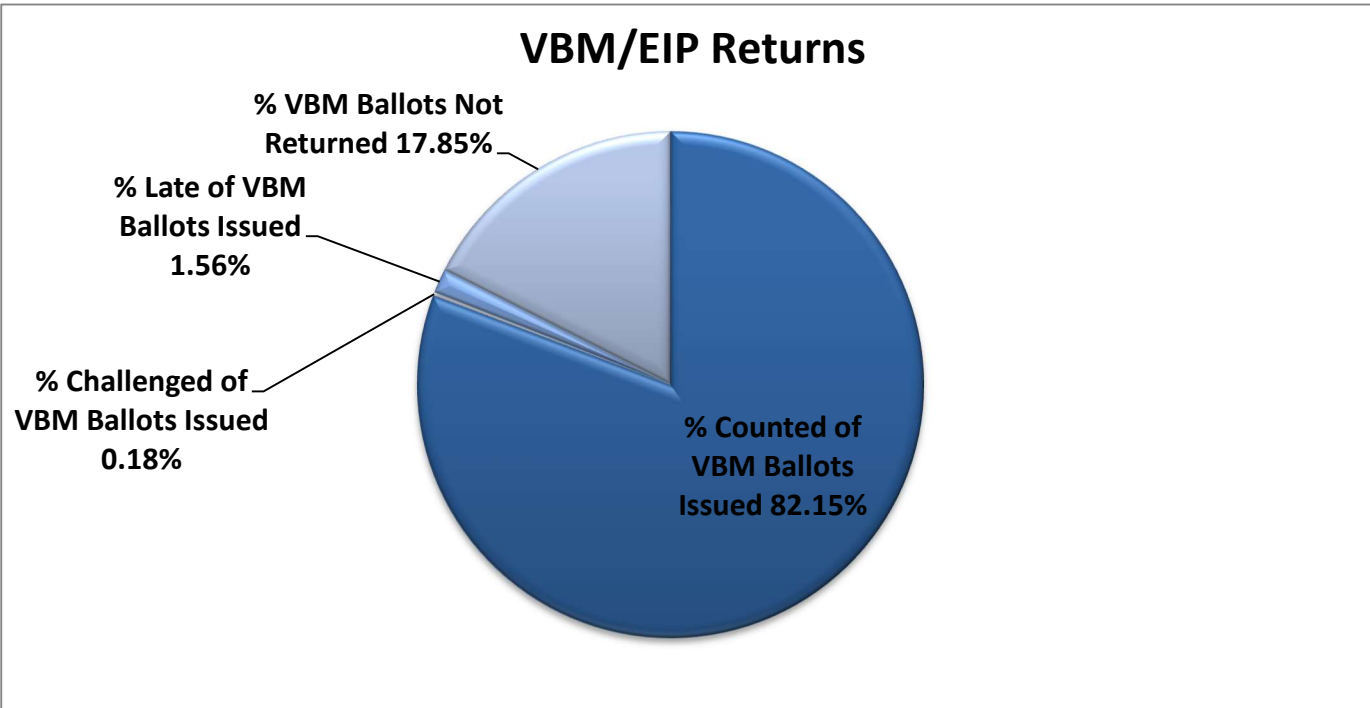


## VOTE BY MAIL/EARLY IN-PERSON SUMMARY

VBM/EIP Data	Vote by Mail	Early In-Person	Military and Overseas	Total
<b>Issued</b>	1,068	11	8	<b>1,087</b>
<b>Returned and Counted</b>	882	11	0	<b>893</b>
<b>Challenged</b>	2	0	0	<b>2</b>
<b>Returned Late</b>	17	0	0	<b>17</b>
<b>Not Returned</b>	186	0	8	<b>194</b>

VBM/EIP Data - Challenge Rate	
<b>Overall Return Rate</b>	83.90%
<b>Challenge Rate (Total)</b>	2.08%
<b>Challenge Rate (Late Removed)</b>	0.22%

VBM/EIP Ballots Challenged	Number of Challenged Ballots	% of Total Challenged VBM
No ballot returned in ID envelope	2	100.00%
Registration address and AV ID envelope address do not match	0	0.00%
ID does not match Registration	0	0.00%
ID Envelope not completed	0	0.00%
ID Envelope not returned	0	0.00%
No identification	0	0.00%
No signature	0	0.00%
No Stub on ballot	0	0.00%
Signature does not match Registration	0	0.00%
Wrong voter completed ID Envelope	0	0.00%
<b>Total</b>	<b>2</b>	



## PROVISIONAL VOTING SUMMARY

A total of 3 Provisional Ballots were cast during the August 4, 2020 Special Election. There were 0 during Early In-Person Voting at the Board of Elections and 3 on Election Day. Of those ballots, 3 (100%) were valid and tabulated by the Ballot Department. There were 0 invalid Provisional Ballots, resulting in a 0% rejection rate for this election.

Provisional Data		
<b>Total Provisional Ballots Cast</b>	<b>3</b>	
<b>Valid Provisional Ballots (includes Correct Location &amp; APRI remakes)</b>	<b>3</b>	100.00%
<b>Wrong Precinct, Correct Location of Valid Provisionals</b>	<b>0</b>	0.00%
<b>Rejected Provisional Ballots</b>	<b>0</b>	0.00%

## BALLOT REMAKES

During the election, 0 ballot sheets were processed in accordance with the CCBOE Remake Policy (approved by the Board on May 17, 2013). The overall remake rate for this election was 0.0%.

## OVER VOTES

There was a total of 0 over votes recorded, resulting in a 0.0% over vote rate for the election.

## VOTER HISTORY

Sixteen (16) precincts were involved in this election. Voter History will be applied in DIMS after the Certification Meeting.

## RECOUNTS

There are 0 automatic recounts for this election.

The requested recount deadline is Monday, August 31<sup>st</sup> at 4:00PM.

## AUDIT

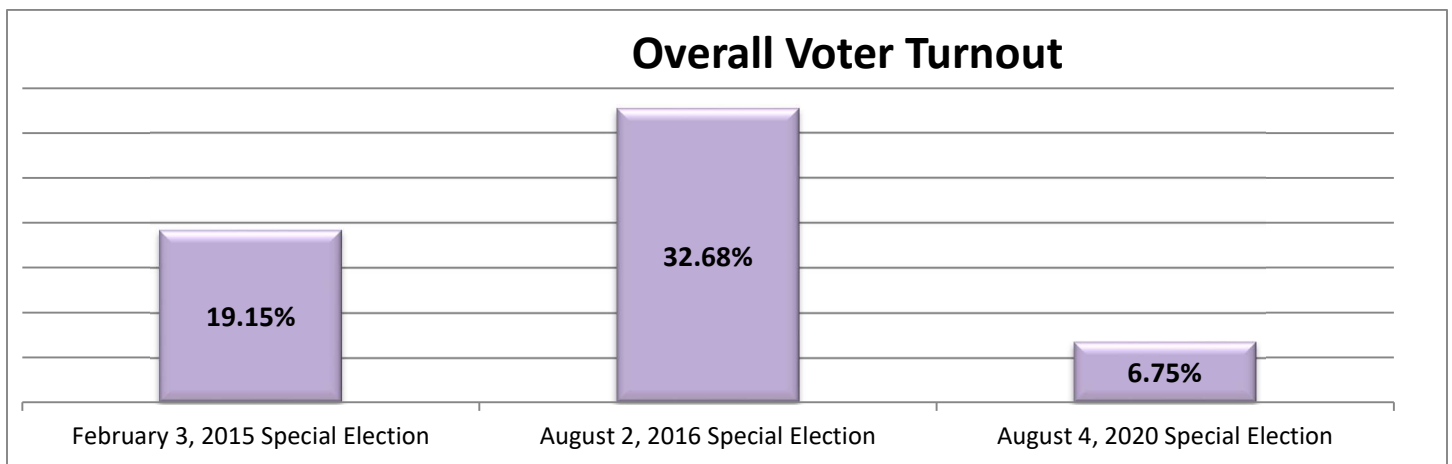
The post-election audit will be conducted beginning Wednesday, September 2<sup>nd</sup> at 9:00AM.

The audit will be conducted using the batch-based risk-limiting audit method.

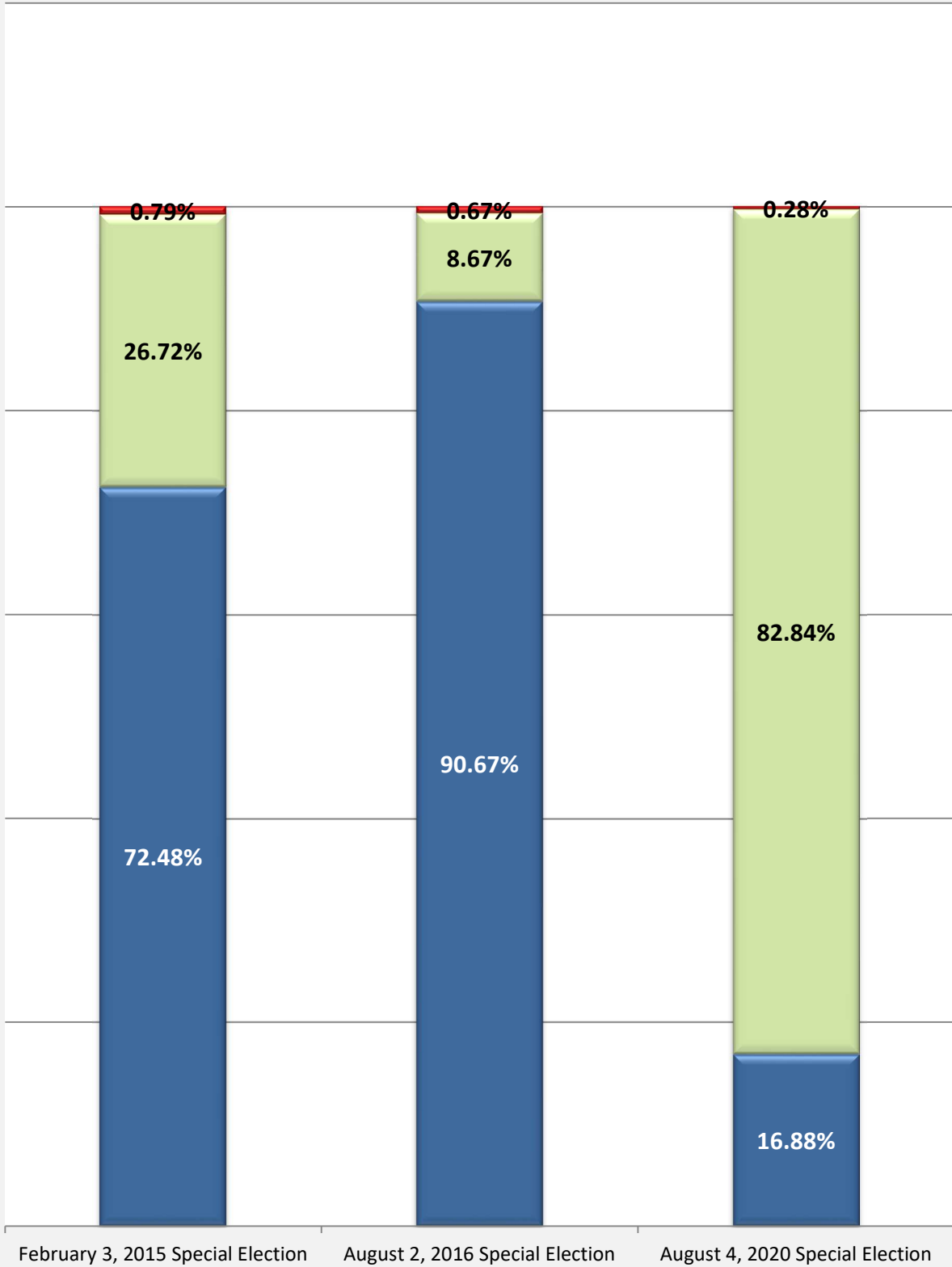
## HISTORICAL DATA

The following data sets and graphs include comparisons related to election information and voting method distributions (ballot categories).

	February 3, 2015 Special Election	August 2, 2016 Special Election	August 4, 2020 Special Election
<b>Precincts</b>	23	1	16
<b>Registered Voters</b>	21,045	459	15,975
<b>Ballots Cast - Counted</b>	4,030	150	1,078
<i>Election Day</i>	2,921	136	182
<i>Vote-by-Mail</i>	1,004	10	868
<i>Early In-Person</i>	Included in Vote-by-Mail Category	Included in Vote-by-Mail Category	11
<i>Provisional</i>	32	1	3
<i>Post-Election Day</i>	0	0	0
<i>Post VBM</i>	73	3	14
<b>Voter Turnout</b>	19.15%	32.68%	6.75%




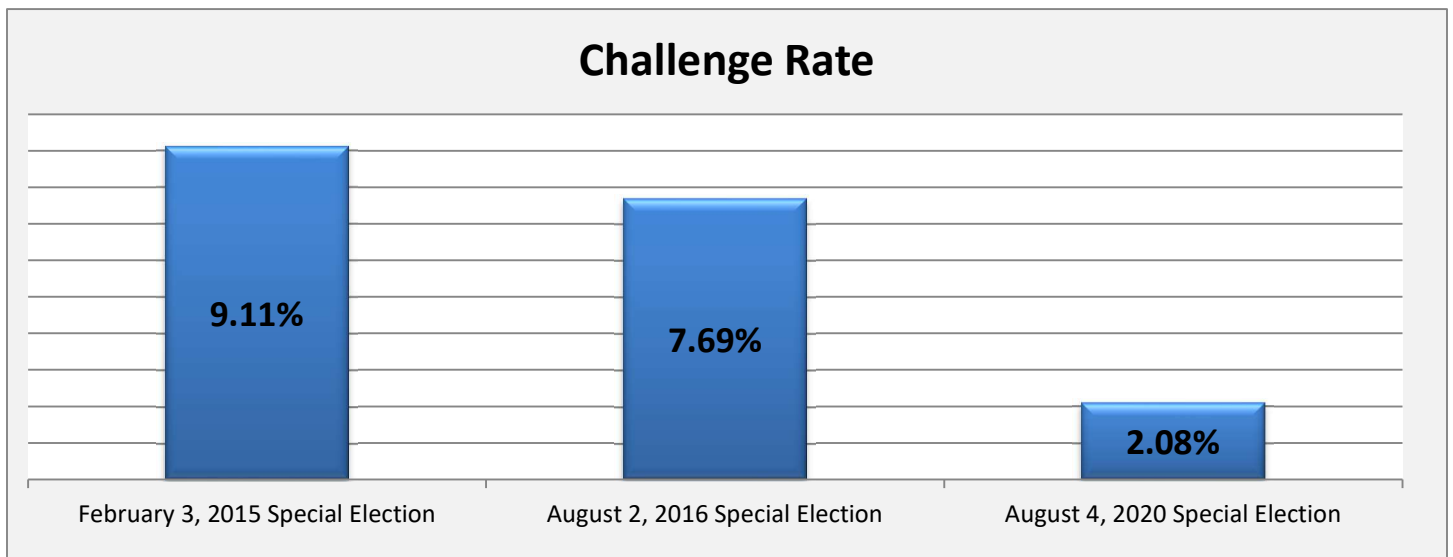
## Voter Turnout by Category



■ Election Day   ■ Vote-by-Mail/Early In-Person   ■ Provisional

**Vote-by-Mail/Early In-Person Data**

	February 3, 2015 Special Election	August 2, 2016 Special Election	August 4, 2020 Special Election
Total VBM Ballots Issued	1,310	14	1,087
Total VBM Ballots Returned	1,131	13	912
VBM Ballots Counted	1,077	13	893
VBM Ballots Challenged	103	1	19
Late VBM Ballots	49	1	17
% Returned of VBM Ballots Issued	86.34%	92.86%	83.90%
% Counted of VBM Ballots Returned	95.23%	100.00%	97.92%
% Challenged of VBM Ballots Returned	9.11%	7.69%	2.08%
% Late of VBM Ballots Issued	3.74%	7.14%	1.56%
% Challenge Rate Excluding Late	4.77%	0.00%	0.22%



**Provisional Data**

	February 3, 2015 Special Election	August 2, 2016 Special Election	August 4, 2020 Special Election
Provisional Ballots - CAST	36	1	3
Provisional Ballots - VALID	32	1	3
Provisional Ballots - REJECTED	4	0	0
% Valid of All Provisional Ballots Cast	88.89%	100.00%	100.00%
% Rejected of All Provisional Ballots Cast	11.11%	0.00%	0.00%
VBM Voters	0	0	0
Not Registered In The State of Ohio	1	0	0
Wrong Precinct and Correct Location	0	0	0
Correct Location Remakes	0	0	0
% Rejected Not Including VBM & Not Registered	8.33%	0.00%	0.00%
% Wrong Precinct and Correct Location	0.00%	0.00%	0.00%

