

September 13, 2022, Recall Election Official Canvass Certification Data

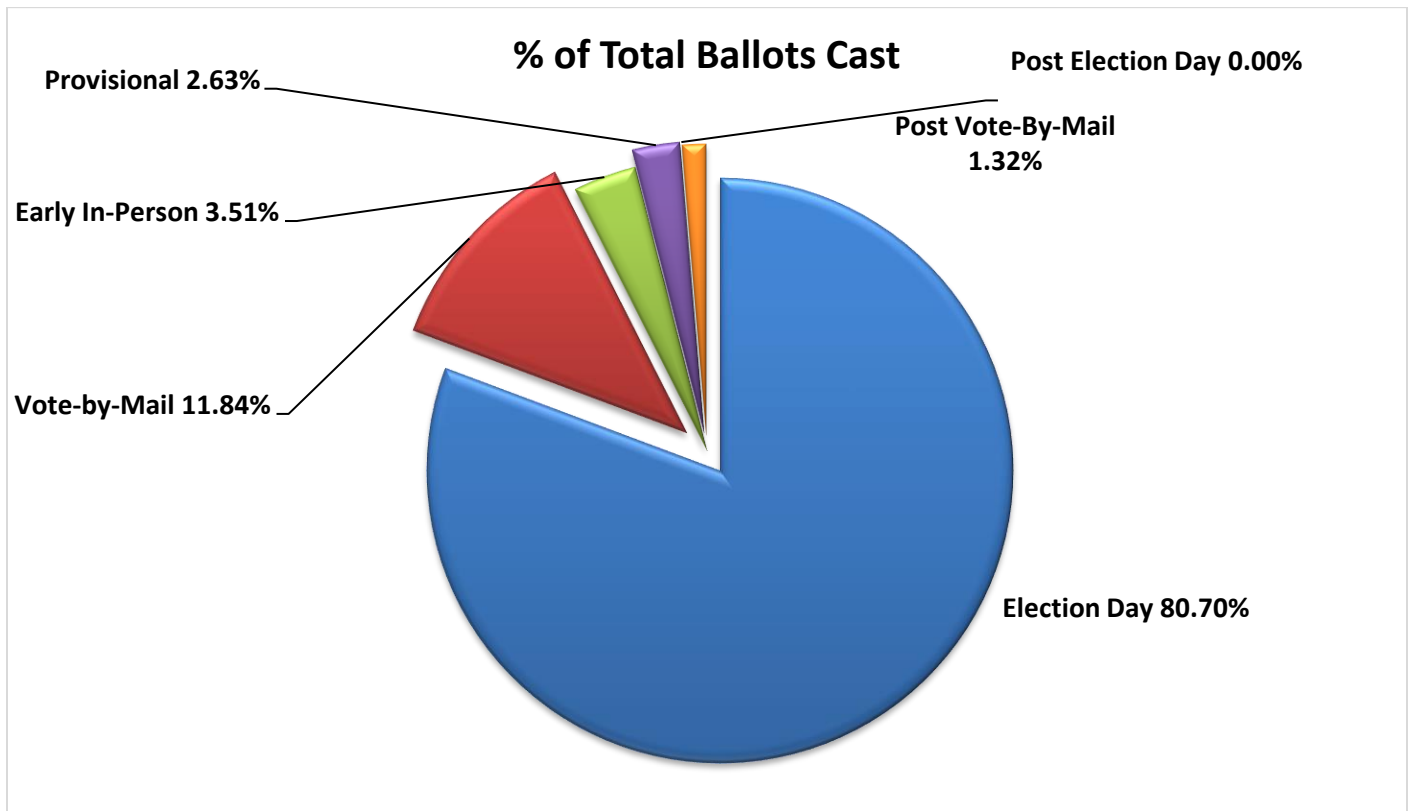
FINAL RESULTS

Official Election Results for the September 13, 2022, Recall Election are attached to the Election Summary Report.

SUMMARY OF OFFICIAL CANVASS

There were a total of 228 ballots tabulated for the September 13, 2022, Recall Election. Below is a breakdown of the ballots counted by category and a percentage of the total vote by category.

Category	Ballots Cast	% of Total Ballots Cast
<i>Election Day</i>	184	80.35%
<i>Vote-by-Mail</i>	27	11.79%
<i>Early In-Person</i>	8	3.49%
<i>Provisional</i>	6	2.63%
<i>Post Election Day</i>	0	0.00%
<i>Post Vote-By-Mail</i>	3	1.31%
Total	228	



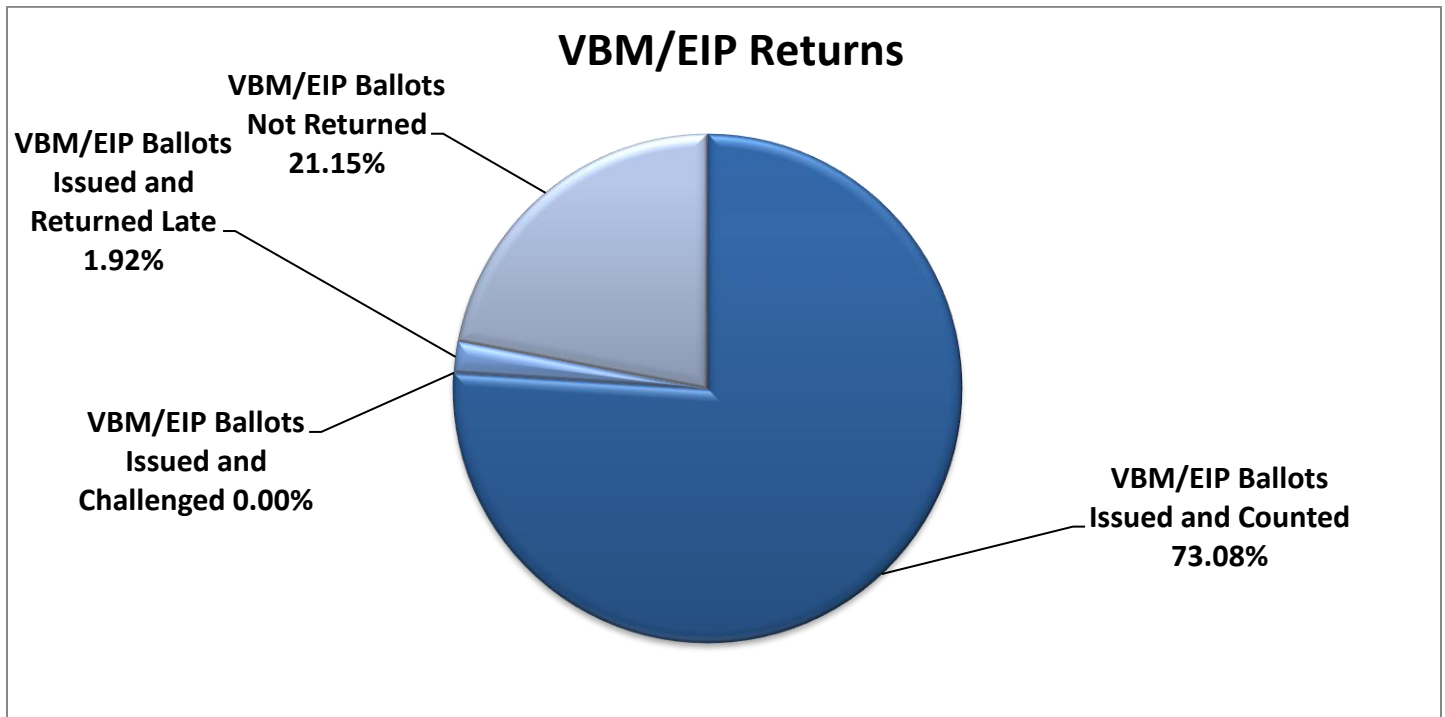
VOTE-BY-MAIL/EARLY IN-PERSON SUMMARY

A total of 52 ballots were issued during Vote-by-Mail and Early In-Person voting. Of those ballots, 38 (73.08%) were returned and counted by the Ballot Department. There was 1 challenged or late VBM/EIP ballot, resulting in a 2.56% Challenge Rate for this election.

*The Challenge Rate is 0.0% when voters who returned their ballot late are excluded.

VBM/EIP Data	Vote by Mail	Early In-Person	Military and Overseas	Total
Issued	43	8	1	52
Returned and Counted	30	8	0	38
Challenged	0	0	0	-
Returned Late	1	0	0	1
Not Returned	11	0	1	12

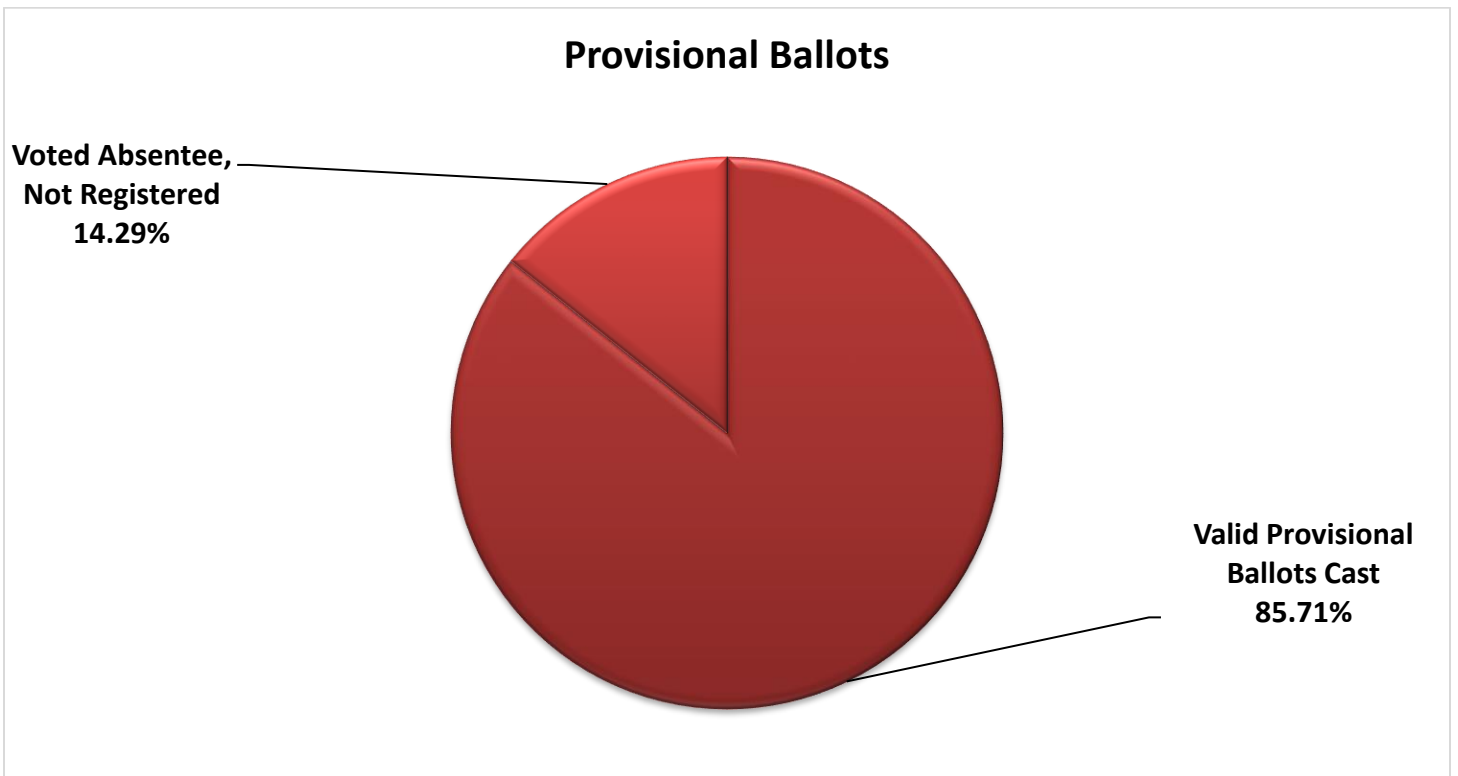
VBM/EIP Data - Challenge Rate	
Overall Return Rate	75.00%
Challenge Rate (Total)	2.56%
Challenge Rate (Late Removed)	0.00%



PROVISIONAL VOTING SUMMARY

A total of 7 Provisional Ballots were cast during the September 13, 2022, Recall Election. Of those ballots, 6 (85.71%) were valid and tabulated by the Ballot Department. There was 1 invalid Provisional Ballot, resulting in an 14.29%* rejection rate for this election.

Provisional Data		
Total Provisional Ballots Cast	7	
Valid Provisional Ballots	6	85.71%
Wrong Precinct, Correct Location of Valid Provisionals	0	0.00%
Rejected Provisional Ballots	1	14.29%
Rejection Category	Rejected	% of Total Rejections
Voted Absentee	1	100.00%



BALLOT REMAKES

During the election, 1 ballot sheet were processed in accordance with the CCBOE Remake Policy (approved by the Board on May 17, 2013). The overall remake rate for this election was 0.04%.

(*) indicate categories in which no sheets are to be remade, rather the original ballot sheet is tabulated.

Reason for Remake	Number of Remakes	% of Total Remakes
1 - Ballot folded, torn or mutilated.	1	100.00%
2 - Ballot contains indeterminate marks not made by the voter.	0	0.00%
3 - UOCAVA Ballot that cannot be accurately read by automatic tabulating equipment.	0	0.00%
4 - Ballot contains votes for ineligible contest(s).	0	0.00%
5 - Inadvertent mark made by the voter, resulting in the scanner detecting an over vote or an indeterminate mark.	0	0.00%
6 - Voter marked entire ballot contrary to the instruction listed at the beginning of the ballot.	0	0.00%
*7 - Voter marked part of the ballot according to the ballot marking instructions contained on the ballot, and part of the ballot contrary to the instructions.	0	0.00%
*8 - Over vote, voter marked the ballot more than the permissible number of times for a particular contest, and there is no indication of contrary intent.	0	0.00%
9 - Voter marked the ballot more than the permissible number of times for a particular contest, however, the voter also made an indication of contrary intent and the voter's choice can be determined.	0	0.00%
*10 - Voter filled in the oval next to a candidate for an office and also cast a write-in vote for a different candidate for the same office by filling in the oval of, and the writing in of, the name of a write-in candidate.	0	0.00%
11 - Voter filled in the oval next to a candidate for an office and also cast a write-in vote for the same candidate for the same office by filling in the oval of, and the writing in of, the name of a write-in candidate.	0	0.00%
Total	01	100.00%

Category	Remake Count	Percent of Total
Unofficial Canvass	0	0.00%
Official Canvass	1	0.00%
Total	1	100.00%

Category	Remakes Removed	Remake Rate
Regular VBM & Provisional Ballot Scanning	0	0.00%
UOCAVA & Voted For Ineligible Contest	0	0.00%
Total	0	0.00%

OVER VOTES

There were a total of 0 over votes recorded, resulting in a 0.0% over vote rate for the election.

VOTER HISTORY / BALLOT RECONCILIATION

Two (2) precincts were involved in this election. Voter History is complete.

Ballot Reconciliation is complete.

RECOUNTS

There is no automatic recount for this election.

AUDIT

The post-election audit will be conducted along with the November election audit.

The audit will be conducted using the batch-based risk-limiting audit method.