

December 6, 2016 Recall Election Official Canvass Certification Data

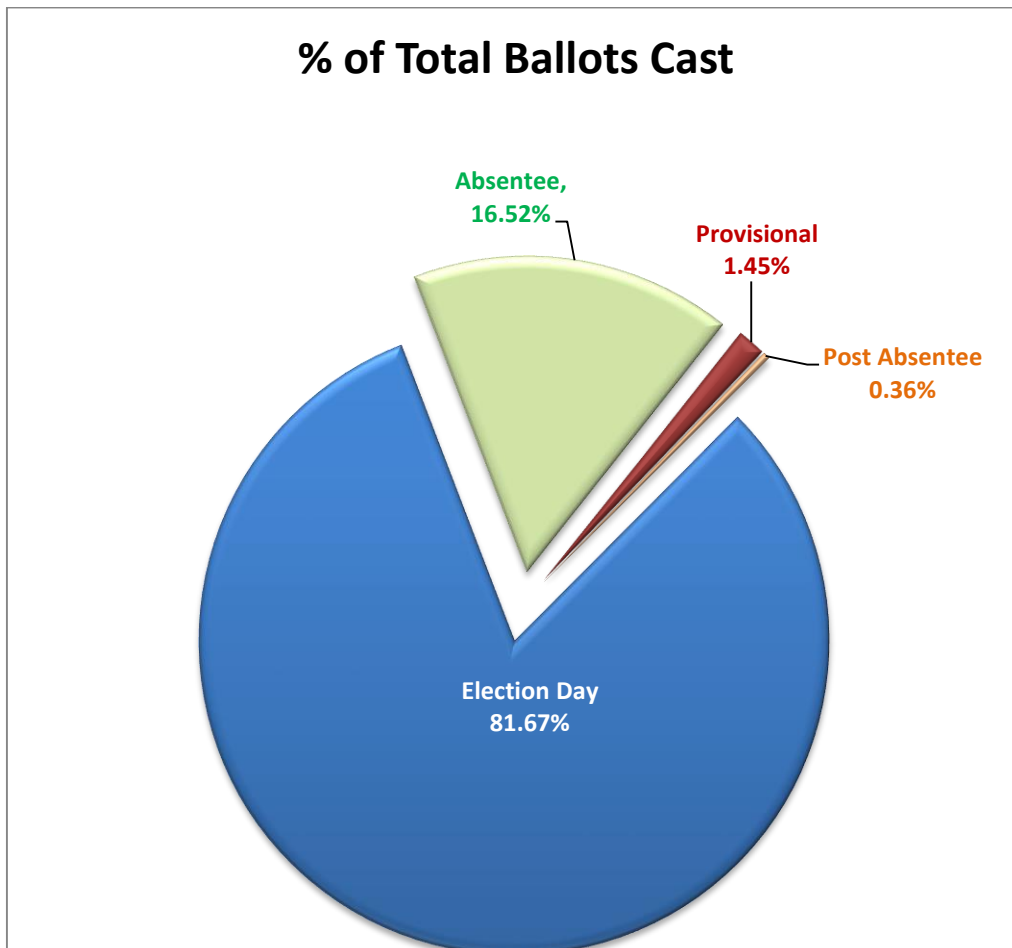
FINAL RESULTS

Official Election Results for the December 6, 2016 Recall Election are attached to the Election Summary Report.

SUMMARY OF OFFICIAL CANVASS

There were a total of 1,102 ballots tabulated for the December 6, 2016 Recall Election. Below is a breakdown of the ballots counted by category and a percentage of the total vote by category.

Category	Ballots Cast	% of Total Ballots Counted
<i>Election Day</i>	900	81.67%
<i>Absentee</i>	182	16.52%
<i>Provisional</i>	16	1.45%
<i>Post Absentee</i>	4	0.36%
<i>Post Election Day</i>	0	0.00%
Total	1,102	

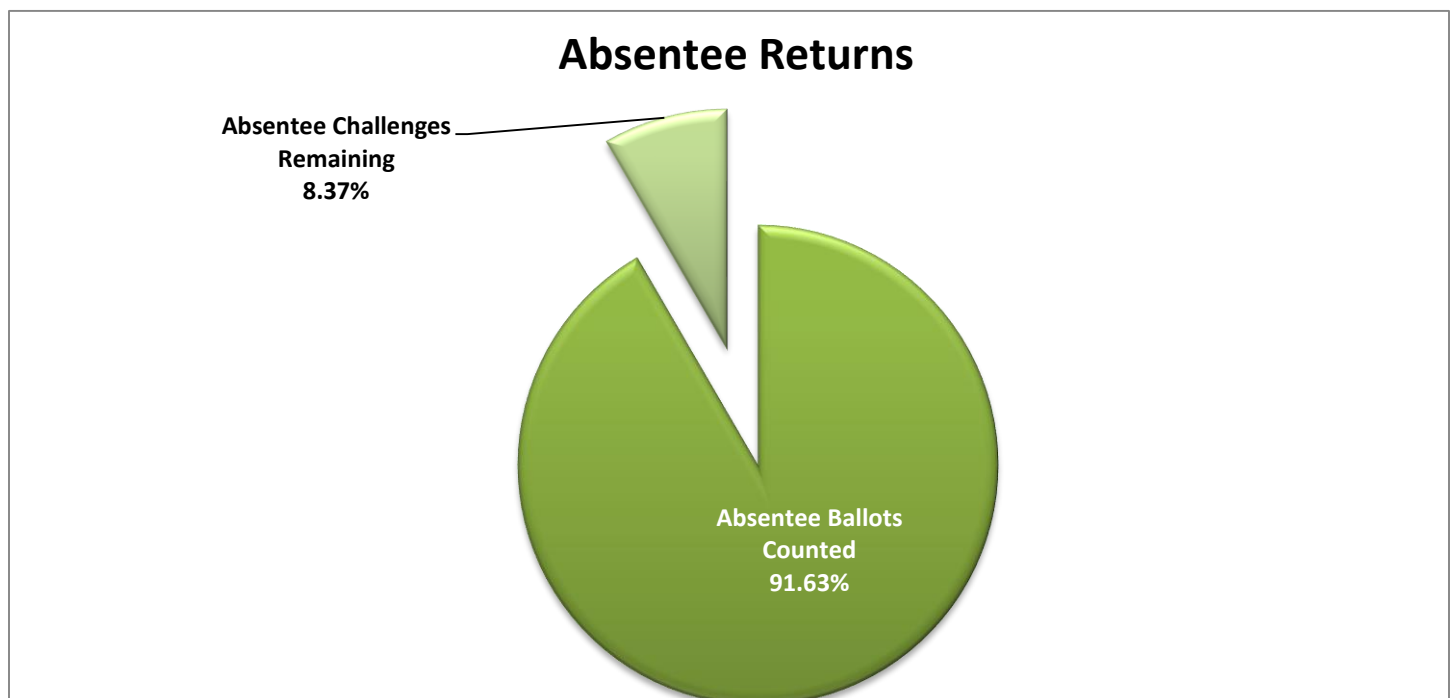


ABSENTEE / VOTE BY MAIL SUMMARY

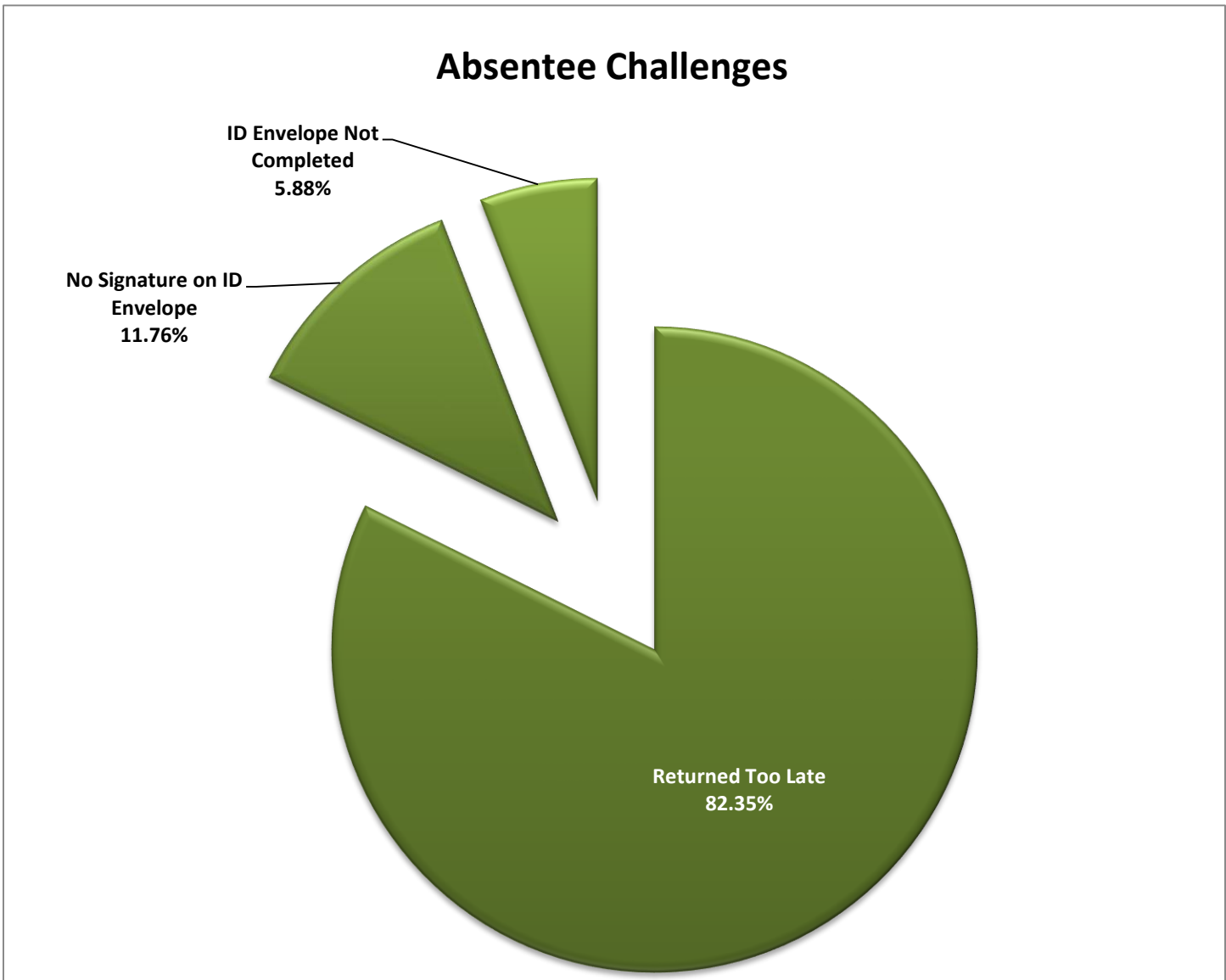
The Cuyahoga County Board of Elections received a total of 290 valid Absentee/Vote by Mail applications. Of those requests, 203 ballots were returned (70%). The Ballot Department tabulated 186 Absentee/Vote by Mail Ballots. There were 17 ballots challenged in this election, resulting in a challenge rate of 8.37%**.

** The Absentee Ballot Challenge Rate is 1.59% when the Absentee Ballots postmarked after the deadline are excluded.

Absentee Data	December 6, 2016
Total Ballots Counted	1,102
Total Absentee Ballots Requested	290
Total Absentee Ballots Returned	203
Total Absentee Ballots Counted	186
Total Absentee Ballots Challenged	17
Total Absentee Challenges Correctable by 11-S	3
Total Absentee Challenges Corrected by 11-S	0
Remaining Challenges That Could Have Been Corrected by 11-S But Were Not	3
Absentee Ballots Returned Late	14
Total Absentee Challenges NOT Correctable by 11-S (including late)	14
Total Absentee Challenges Remaining	17
% Absentee Ballots Counted of All Ballots Counted	16.88%
% Returned of Absentee Ballots Requested	70.00%
% Absentee Ballots Counted of Absentee Ballots Returned	91.63%
% Remaining Challenges of Absentee Ballots Returned	8.37%
% Remaining Challenges (Excluding Late) of Absentee Ballots Returned	1.59%
% Corrected Challenges of All Challenges	0.00%
% Remaining Challenges That Could Have Been Corrected by 11-S But Were Not	17.65%
% Challenges Corrected by 11-S (Excluding Late)	0.00%
% Late of Absentee Ballots Returned	6.90%
% Late of All Remaining Challenges	82.35%



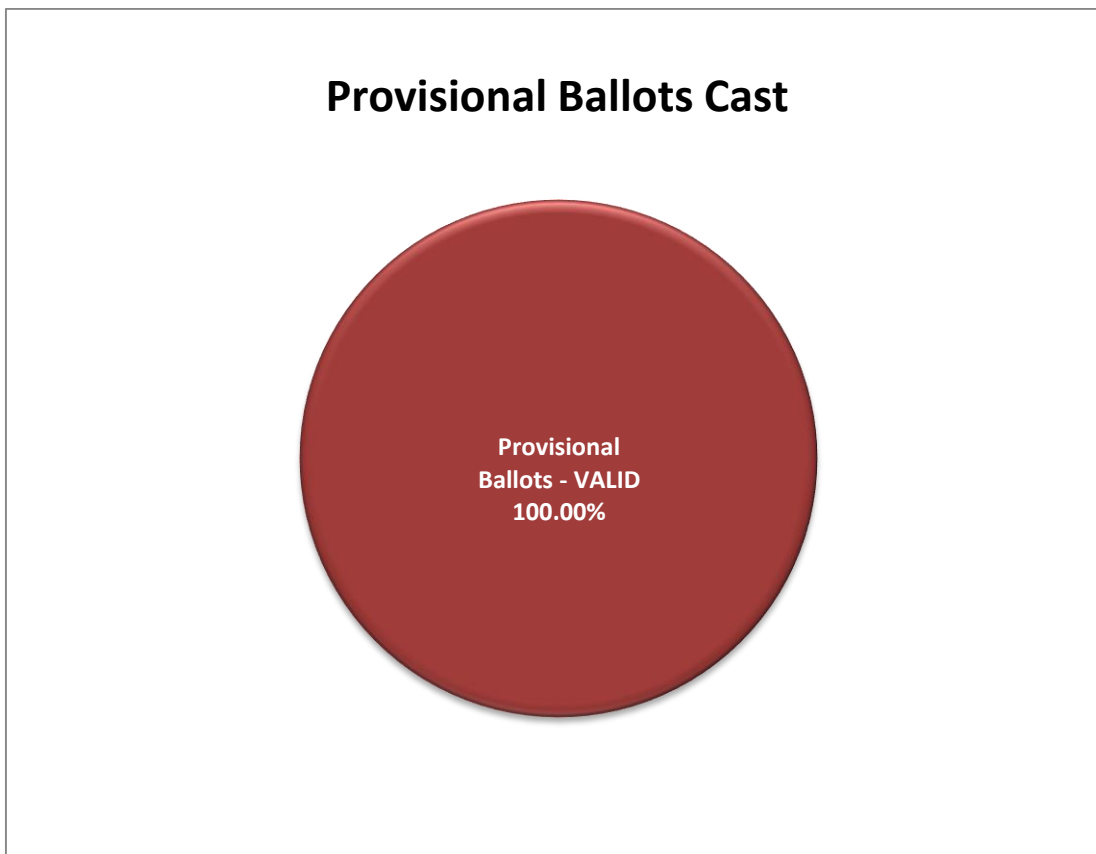
Absentee Challenge Category	Number of Challenged Ballots	% of Total Challenged Absentee
Returned Too Late	14	82.35%
No Signature on ID Envelope	2	11.76%
ID Envelope Not Completed	1	5.88%
Canceled/Inactive	0	0.00%
ID does not match Registration Database	0	0.00%
Invalid Signature	0	0.00%
No Ballot Returned with ID Envelope	0	0.00%
No Date of Birth	0	0.00%
No Identification	0	0.00%
No Stub or Stub Removed	0	0.00%
Registration Address does not match Address on ID Envelope	0	0.00%
Returned Ballot to Polling Location	0	0.00%
Wrong Voter Completed Envelope	0	0.00%
Total	17	



PROVISIONAL VOTING SUMMARY

A total of 16 Provisional Ballots were cast In-House and on Election Day. Of those ballots, all 16 (100%) were valid and tabulated by the Ballot Department. There were no ballots rejected in this election.

Provisional Data	December 6, 2016
Provisional Ballots – CAST	16
Provisional Ballots – VALID***	16
Provisional Ballots – REJECTED	0
Rejected - Absentee Voters	0
Rejected - Not Including Absentee Voters	0
Rejected - Not Registered	0
Rejected - Not Including Not Registered	0
Rejected - Not Including Not Registered or Absentee Voters	0
Rejected - Wrong Precinct Wrong Location	0
% Valid of All Provisional Ballots Cast	100.00%
% Rejected of All Provisional Ballots Cast	0.00%
% Rejected Not Including Absentee Voters	0.00%
% Rejected Not Including Not Registered or Absentee Voters	0.00%
% Wrong Precinct Wrong Location of All Provisional Ballots Cast	0.00%
Correct Location Remakes	1



BALLOT REMAKES

During the election, 4 ballot sheets were remade in accordance with the CCBOE Remake Policy (approved by the Board on May 17, 2013). Of those, 1 was processed during the Unofficial Canvass. The remaining 3 ballot sheets were processed during the Official Canvass. The remake categories prescribed are listed below:

Reason for Remake	Number of Remakes	% of Total Remakes
1 - Ballot folded, torn or mutilated.	0	0.00%
2 - Ballot contains indeterminate marks not made by the voter.	0	0.00%
3 - UOCAVA Ballot that cannot be accurately read by automatic tabulating equipment.	1	25.00%
4 - Ballot contains votes for ineligible contest(s).	1	25.00%
5 - Inadvertent mark made by the voter, resulting in the scanner detecting an over vote or an indeterminate mark.	0	0.00%
6 - Voter marked entire ballot contrary to the instruction listed at the beginning of the ballot.	2	50.00%
7 - Voter marked part of the ballot according to the ballot marking instructions contained on the ballot, and part of the ballot contrary to the instructions.	0	0.00%
8 - Over vote, voter marked the ballot more than the permissible number of times for a particular contest, and there is no indication of contrary intent.	0	0.00%
9 - Voter marked the ballot more than the permissible number of times for a particular contest, however, the voter also made an indication of contrary intent and the voter's choice can be determined.	0	0.00%
10- Voter filled in the oval next to a candidate for an office and also cast a write-in vote for a different candidate for the same office by filling in the oval of, and the writing in of, the name of a write-in candidate.	0	0.00%
11- Voter filled in the oval next to a candidate for an office and also cast a write-in vote for the same candidate for the same office by filling in the oval of, and the writing in of, the name of a write-in candidate.	0	0.00%

TOTAL REMAKES

4

Stage of Election	Number of Remake Ballots Processed	% of Total Remake Ballots Processed
<i>Unofficial</i>	1	25.00%
<i>Official</i>	3	75.00%

Total

4

OVER VOTES

There were zero (0) over votes recorded in the election.

VOTER HISTORY /BALLOT RECONCILIATION

Fifteen (15) precincts were involved in this election. Voter History is ongoing.

Ballot Reconciliation is currently being conducted.

RECOUNTS

There are no automatic recounts for this election.

The requested recount deadline is Wednesday, December 28th at 4:30PM.

AUDIT

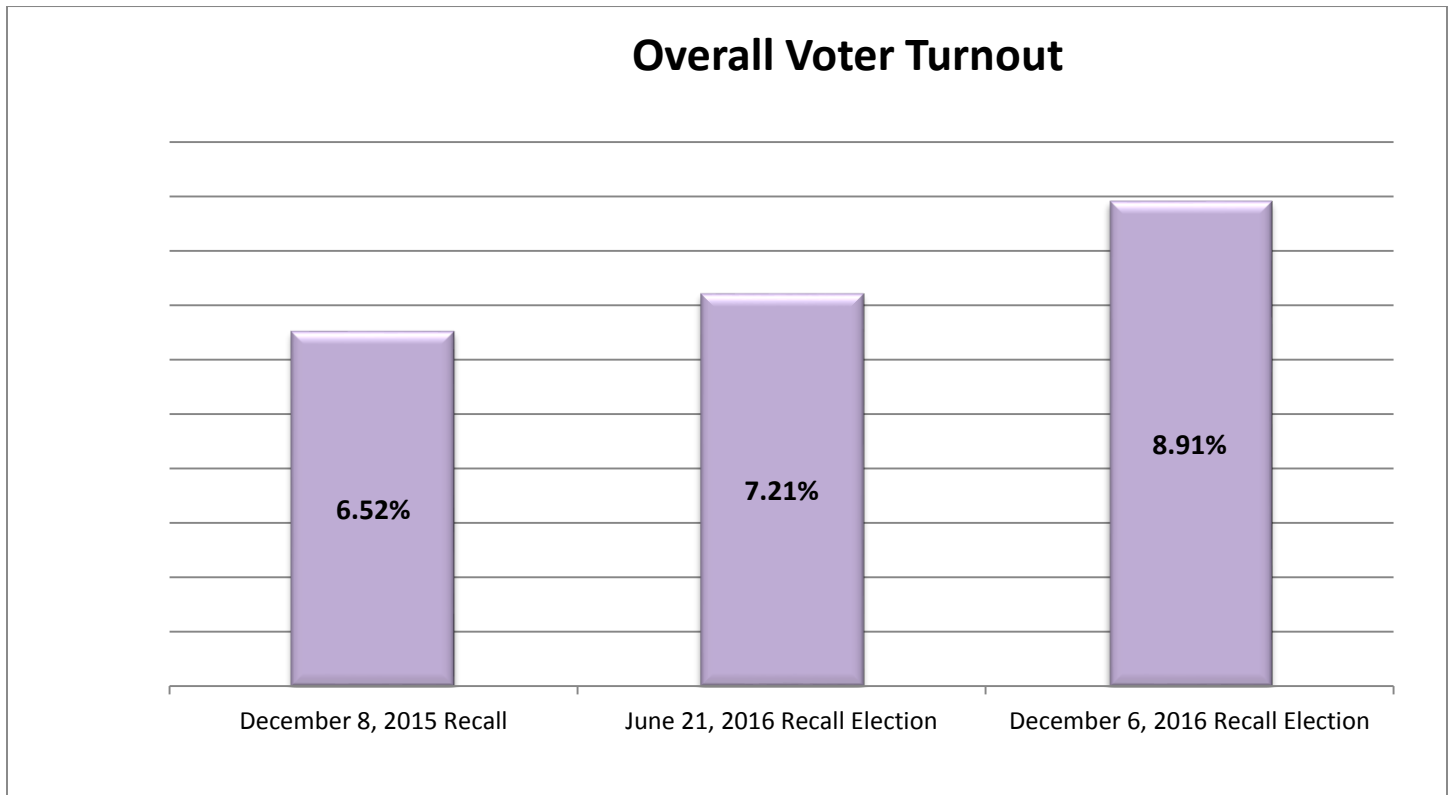
The post-election audit will be conducted beginning Tuesday, January 10, 2017 at 10:00AM.

The audit will be conducted using the batch-based risk-limiting audit method.

HISTORICAL DATA FOR RECALL ELECTIONS

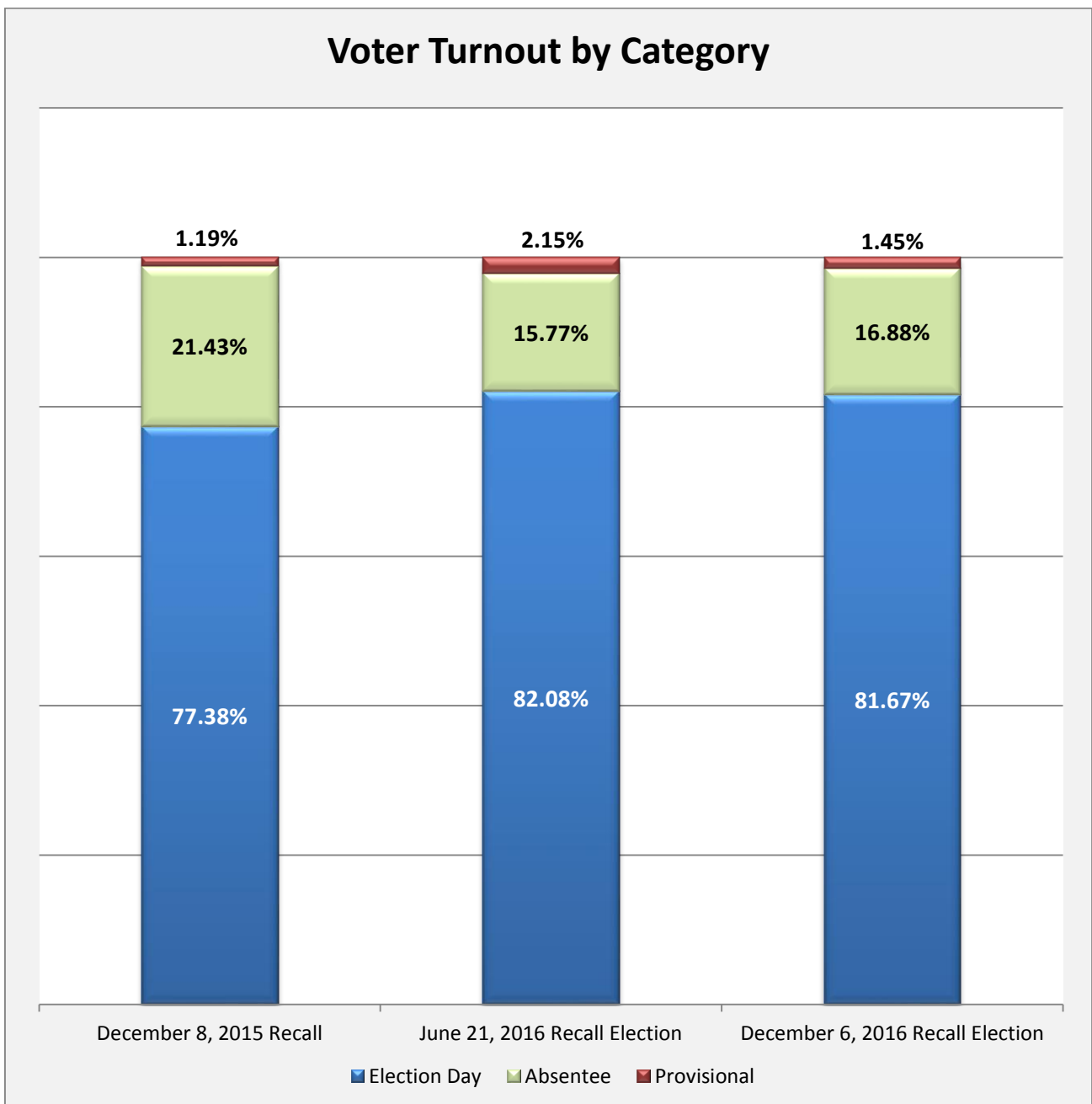
The following data sets and graphs include comparisons related to election information and voting method distributions (ballot categories).

	December 8, 2015 Recall	June 21, 2016 Recall Election	December 6, 2016 Recall Election
Precincts	5	5	15
Registered Voters	3,863	3,867	12,369
Ballots Cast - Counted	252	279	1,102
<i>Election Day</i>	195	229	900
<i>Absentee</i>	53	38	182
<i>Provisional</i>	3	6	16
<i>Post Absentee</i>	1	6	4
<i>Post Election Day</i>	0	0	0
Voter Turnout	6.52%	7.21%	8.91%



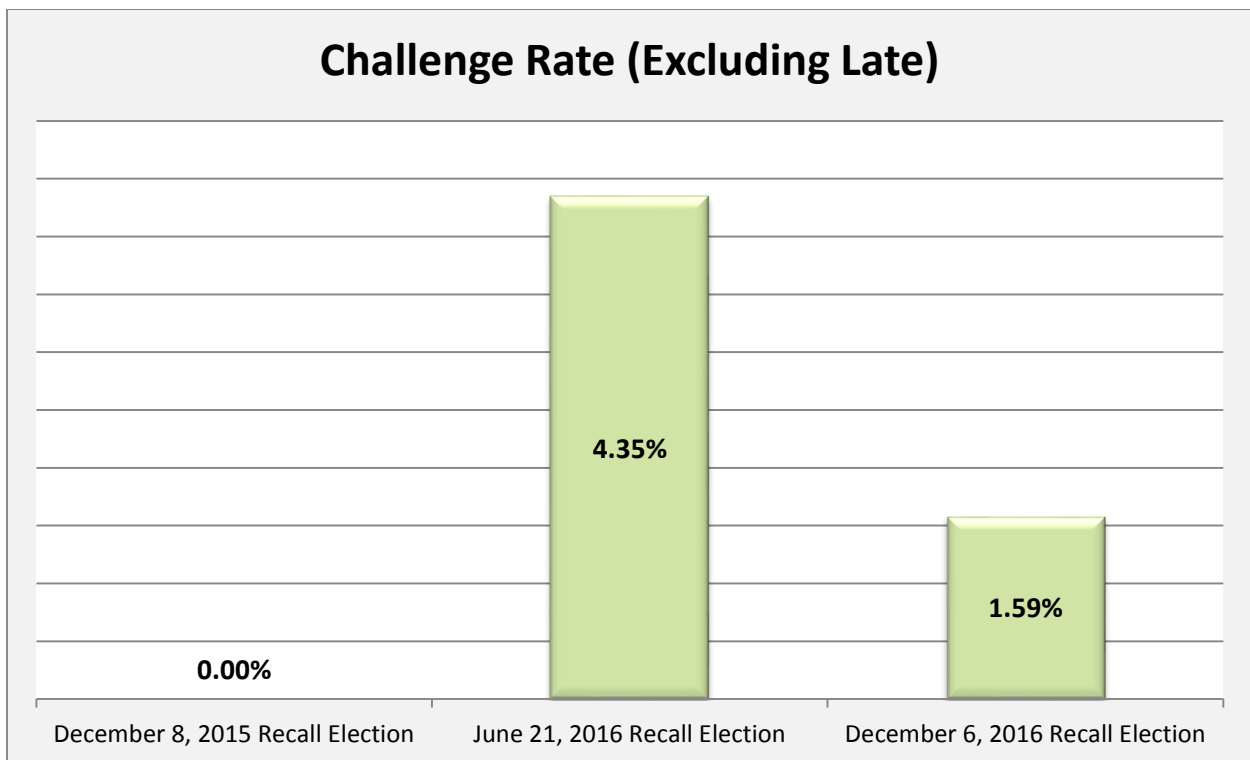
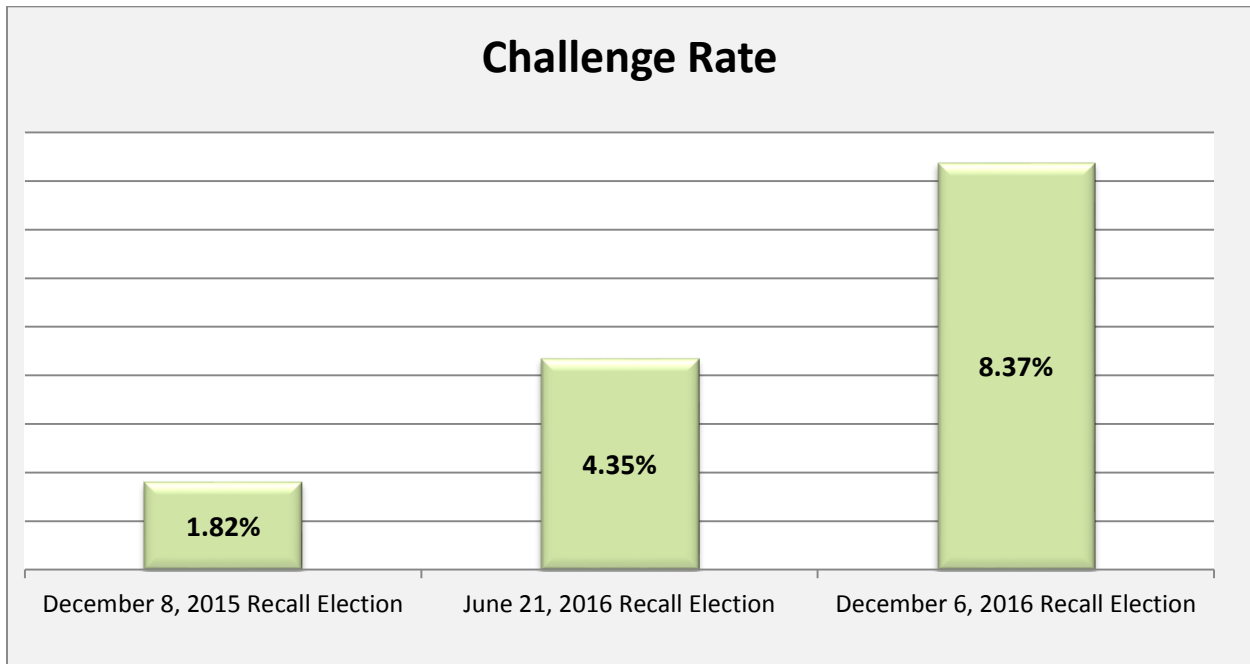
Ballots Cast by Category - % of Total Ballots Cast

	December 8, 2015 Recall	June 21, 2016 Recall Election	December 6, 2016 Recall Election
Election Day	77.38%	82.08%	81.67%
Absentee	21.43%	15.77%	16.88%
Provisional	1.19%	2.15%	1.45%



Absentee Data

	December 8, 2015 Recall Election	June 21, 2016 Recall Election	December 6, 2016 Recall Election
Total Ballots Counted	252	279	1,102
Total Absentee Ballots Requested	59	51	290
Total Absentee Ballots Returned	55	46	203
Total Absentee Ballots Counted	54	44	186
Total Absentee Ballots Challenged	1	5	17
Total Absentee Ballots Correctable by 11-S	0	4	3
Total Absentee Ballots Corrected by 11-S	0	3	0
Remaining Challenges That Could Have Been Corrected by 11-S But Were Not	0	1	3
Absentee Ballots Returned Late	1	0	14
Total Absentee Challenges NOT Correctable by 11-S (including late)	1	1	14
Total Absentee Challenges Remaining	1	2	17
% Absentee Ballots Counted of All Ballots Counted	21.43%	15.77%	16.88%
% Returned of Absentee Ballots Requested	93.22%	90.20%	70.00%
% Absentee Ballots Counted of Absentee Ballots Returned	98.18%	95.65%	91.63%
% Remaining Challenges of Absentee Ballots Returned	1.82%	4.35%	8.37%
% Remaining Challenges (excluding late) of Absentee Ballots Returned	0.00%	4.35%	1.59%
% Corrected Challenges of All Challenges	0.00%	60.00%	0.00%
% Remaining Challenges That Could Have Been Corrected by 11-S But Were Not	0.00%	50.00%	17.65%
% Challenges Corrected by 11-S (excluding late)	N/A	60.00%	0.00%
% Late of Absentee Ballots Returned	1.82%	0.00%	6.90%
% Late of All Remaining Challenges	100.00%	0.00%	82.35%



Provisional Data

	December 8, 2015 Recall Election	June 21, 2016 Recall Election	December 6, 2016 Recall Election
Provisional Ballots - CAST	3	7	16
Provisional Ballots - VALID	3	6	16
Provisional Ballots - REJECTED	0	1	0
Rejected - Absentee Voters	0	0	0
Rejected - Not Including Absentee Voters	0	1	0
Rejected - Not Registered	0	0	0
Rejected - Not Including Not Registered	0	1	0
Rejected - Not Including Not Registered or Absentee Voters	0	1	0
Rejected - Wrong Precinct and Wrong Location	0	0	0
% Valid of All Provisional Ballots Cast	100.00%	85.71%	100.00%
% Rejected of All Provisional Ballots Cast	0.00%	14.29%	0.00%
% Rejected Not Including Absentee Voters	0.00%	14.29%	0.00%
% Rejected Not Including Not Registered or Absentee Voters	0.00%	14.29%	0.00%
% Wrong Precinct of All Provisional Ballots Cast	0.00%	0.00%	0.00%
Correct Location Remakes	0	0	1

