

November 5, 2019 General Election Official Canvass Certification Data

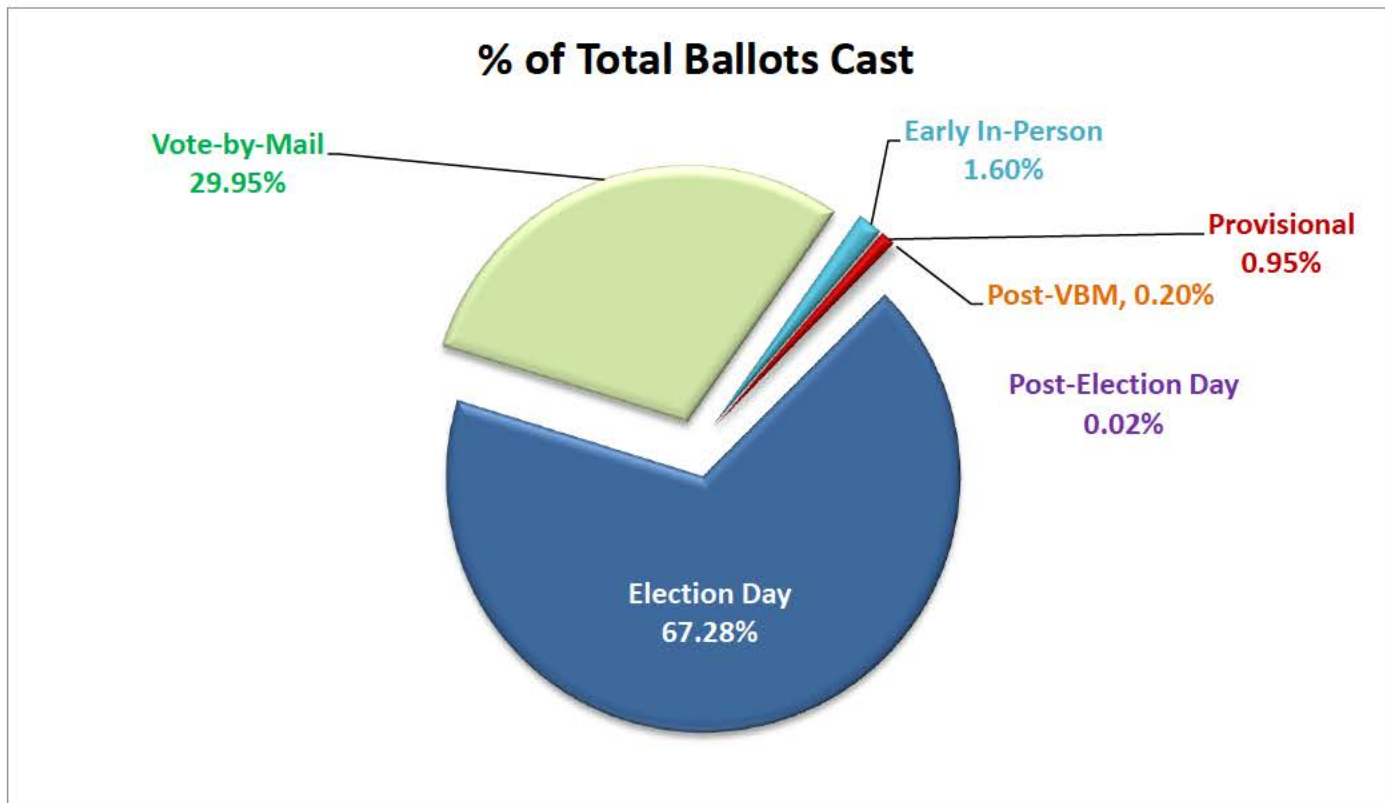
FINAL RESULTS

Official Election Results for the November 5, 2019 General Election are attached to the Election Summary Report.

SUMMARY OF OFFICIAL CANVASS

There were a total of 222,648 ballots tabulated for the November 5, 2019 General Election. Below is a breakdown of the ballots counted by category and a percentage of the total vote by category.

Category	Ballots Cast	% of Total Ballots Counted
<i>Election Day</i>	149,806	67.28%
<i>Vote-by-Mail</i>	66,679	29.95%
<i>Early In-Person</i>	3,565	1.60%
<i>Provisional</i>	2,105	0.95%
<i>Post-Election Day</i>	46	0.02%
<i>Post VBM</i>	447	0.20%
Total	222,648	

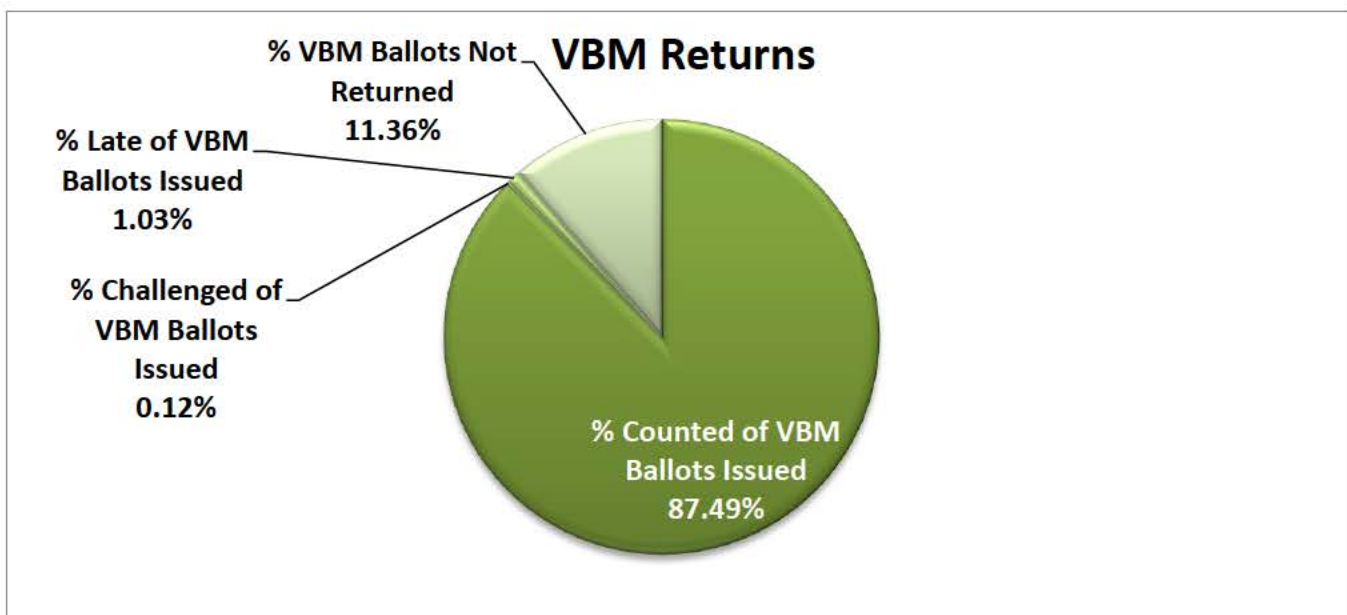


VOTE BY MAIL/EARLY IN-PERSON SUMMARY

VBM Data				
	<u>Vote by Mail</u>	<u>Early In-Person</u>	<u>Military and Overseas</u>	<u>Total</u>
Issued	76,935	3,564	290	80,789
Returned and Counted	67,005	3,564	117	70,686
Challenged	92	0	1	93
Returned Late	829	0	0	829
Not Returned	9,009	0	172	9,181

VBM Data - Challenge Rate	
Overall Return Rate	88.64%
Challenge Rate (Total)	1.29%
Challenge Rate (Late Removed)	0.13%

VBM Ballots Challenged	Number of Challenged Ballots	% of Total Challenged VBM
ID Envelope Not Returned	43	46.24%
No Signature	18	19.35%
No Ballot Returned In ID Envelope	8	8.60%
No Stub On Ballot	6	6.45%
ID Envelope Not Completed	5	5.38%
No Identification	5	5.38%
ID Does Not Match Registration	3	3.23%
Wrong Voter Completed ID Envelope	3	3.23%
Signature Does Not Match Registration	2	2.15%
Total	93	

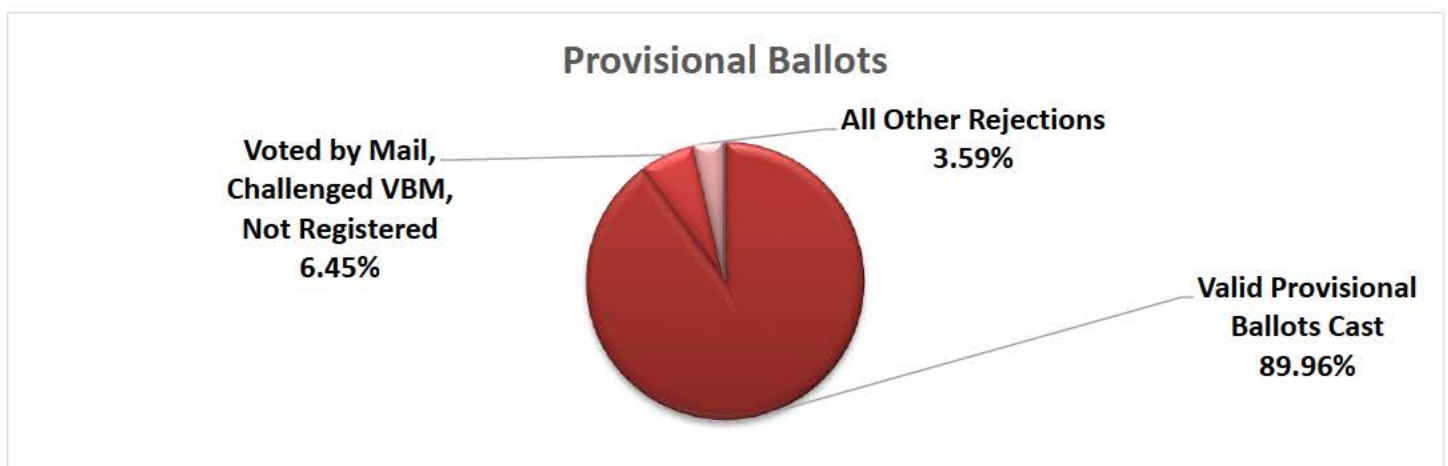


PROVISIONAL VOTING SUMMARY

A total of 2,340 Provisional Ballots were cast during the November 5, 2019 General Election. There were 1,933 on Election Day at polling locations, 345 during Early In-Person Voting and 62 on Election Day at the Board of Elections. Of those ballots, 2,105 (89.96%) were valid and tabulated by the Ballot Department. There were 235 invalid Provisional Ballots, resulting in a 10.04%* rejection rate for this election.

*The Provisional Rejection Rate is 3.59% when provisional voters who have already cast a VBM Ballot or are Not Registered are excluded.

Provisional Data		
Total Provisional Ballots Cast	2,340	
Valid Provisional Ballots (Includes 2,005 valid, 36 APRI Exceptions, 12 valid with non-matching DOB, 50 correct location remakes, and 2 APRI Exceptions correct location remakes)	2,105	89.96%
Rejected Provisional Ballots	235	10.04%
Voters Not Registered in the State of Ohio	134	57.02%
Already Voted by Mail	15	6.38%
Voters VBM was Challenged	2	0.85%
Voted in Wrong County	0	0.00%
Wrong Precinct Wrong Location	39	16.60%
No Ballot in Envelope	14	5.96%
Missing Address	9	3.83%
Missing Date of Birth	8	3.40%
Missing ID	6	2.55%
Non-Matching ID	5	2.13%
No Signature	2	0.85%
Invalid Address	1	0.43%
Non-Matching Signature	0	0.00%
Not Eligible for this Election (17yr old)	0	0.00%
No Printed Name	0	0.00%



BALLOT REMAKES

During the election, 494 ballot sheets were processed in accordance with the CCBOE Remake Policy (approved by the Board on May 17, 2013). Of those, 306 were processed during the Unofficial Canvass. The remaining 188 ballot sheets were processed during the Official Canvass. The remake categories prescribed are listed below; asterisks (*) indicate categories in which no sheets are to be remade, rather the original ballot sheet is tabulated.

Reason for Remake	Number of Remakes	% of Total Remakes
1 - Ballot folded, torn or mutilated.	67	13.56%
2 - Ballot contains indeterminate marks not made by the voter.	0	0.00%
3 - UOCAVA Ballot that cannot be accurately read by automatic tabulating equipment.	117	23.68%
4 - Ballot contains votes for ineligible contest(s).	53	10.73%
5 - Inadvertent mark made by the voter, resulting in the scanner detecting an over vote or an indeterminate mark.	11	2.23%
6 - Voter marked entire ballot contrary to the instruction listed at the beginning of the ballot.	43	8.70%
7 - Voter marked part of the ballot according to the ballot marking instructions contained on the ballot, and part of the ballot contrary to the instructions.*	9	1.82%
8 - Over vote, voter marked the ballot more than the permissible number of times for a particular contest, and there is no indication of contrary intent.*	82	16.60%
9 - Voter marked the ballot more than the permissible number of times for a particular contest, however, the voter also made an indication of contrary intent and the voter's choice can be determined.	112	22.67%
10- Voter filled in the oval next to a candidate for an office and also cast a write-in vote for a different candidate for the same office by filling in the oval of, and the writing in of, the name of a write-in candidate.*	0	0.00%
11- Voter filled in the oval next to a candidate for an office and also cast a write-in vote for the same candidate for the same office by filling in the oval of, and the writing in of, the name of a write-in candidate.	0	0.00%

TOTAL REMAKES

494

Stage of Election	Number Processed	% of Total
<i>Unofficial</i>	306	61.94%
<i>Official</i>	188	38.06%

Total

494

OVER VOTES

There were a total of 924 over votes recorded, resulting in a 0.42% over vote rate for the election.

VOTER HISTORY / BALLOT RECONCILIATION

Nine hundred seventy-five (975) precincts were involved in this election. Voter History is ongoing.

Ballot Reconciliation is currently being conducted.

RECOUNTS

There are six (6) automatic recounts for this election. The recounts will be conducted beginning Monday, December 2, 2019 at 9:30AM.

- Member of Council at Large – City of Brecksville
- Member of Council – North Royalton Ward 01
- Member of Council at Large – City of Rocky River
- Member of Council – Village of Valley View
- Member of Council – Village of Walton Hills
- Member of Board of Education – Brooklyn City School District

The requested recount deadline is Monday, December 2nd at 4:00PM.

AUDIT

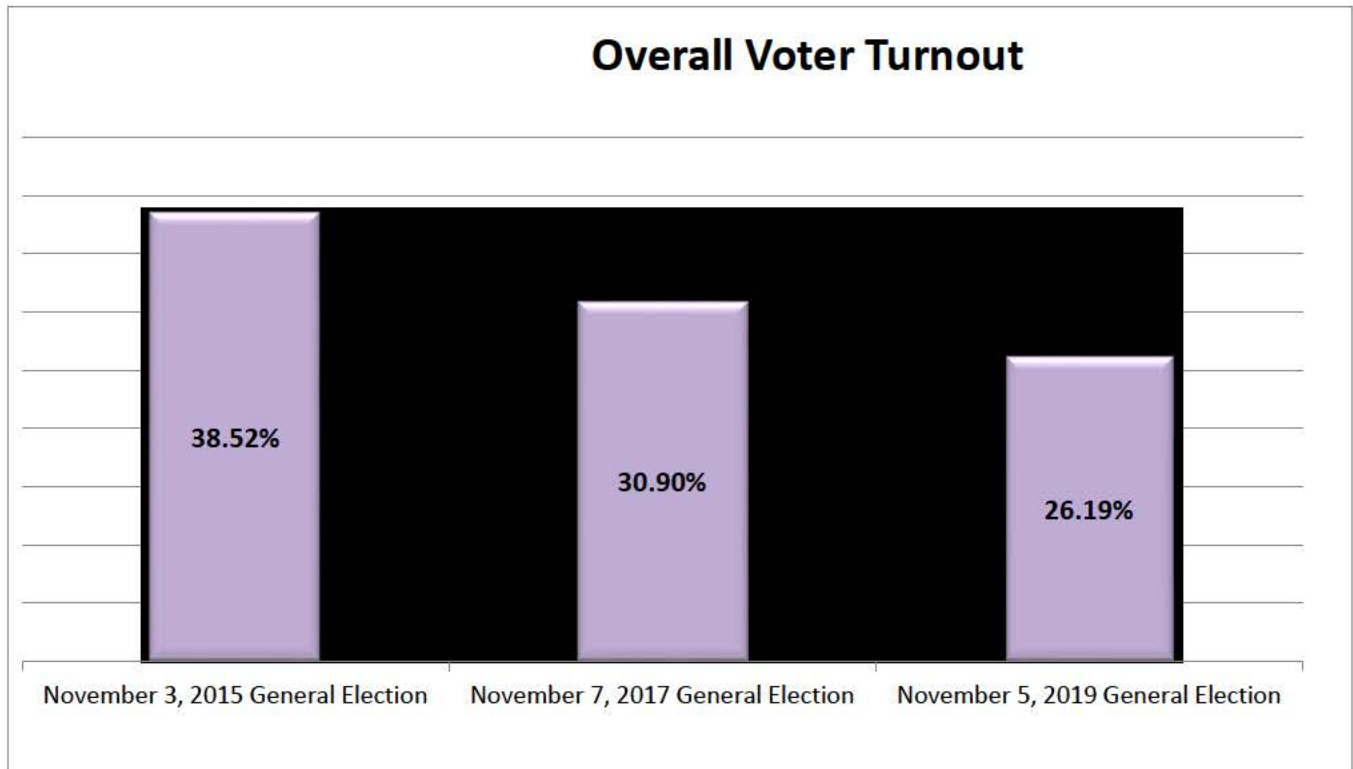
The post-election audit will be conducted beginning Monday, December 16th at 9:00AM.

The audit will be conducted using the batch-based risk-limiting audit method.

HISTORICAL DATA

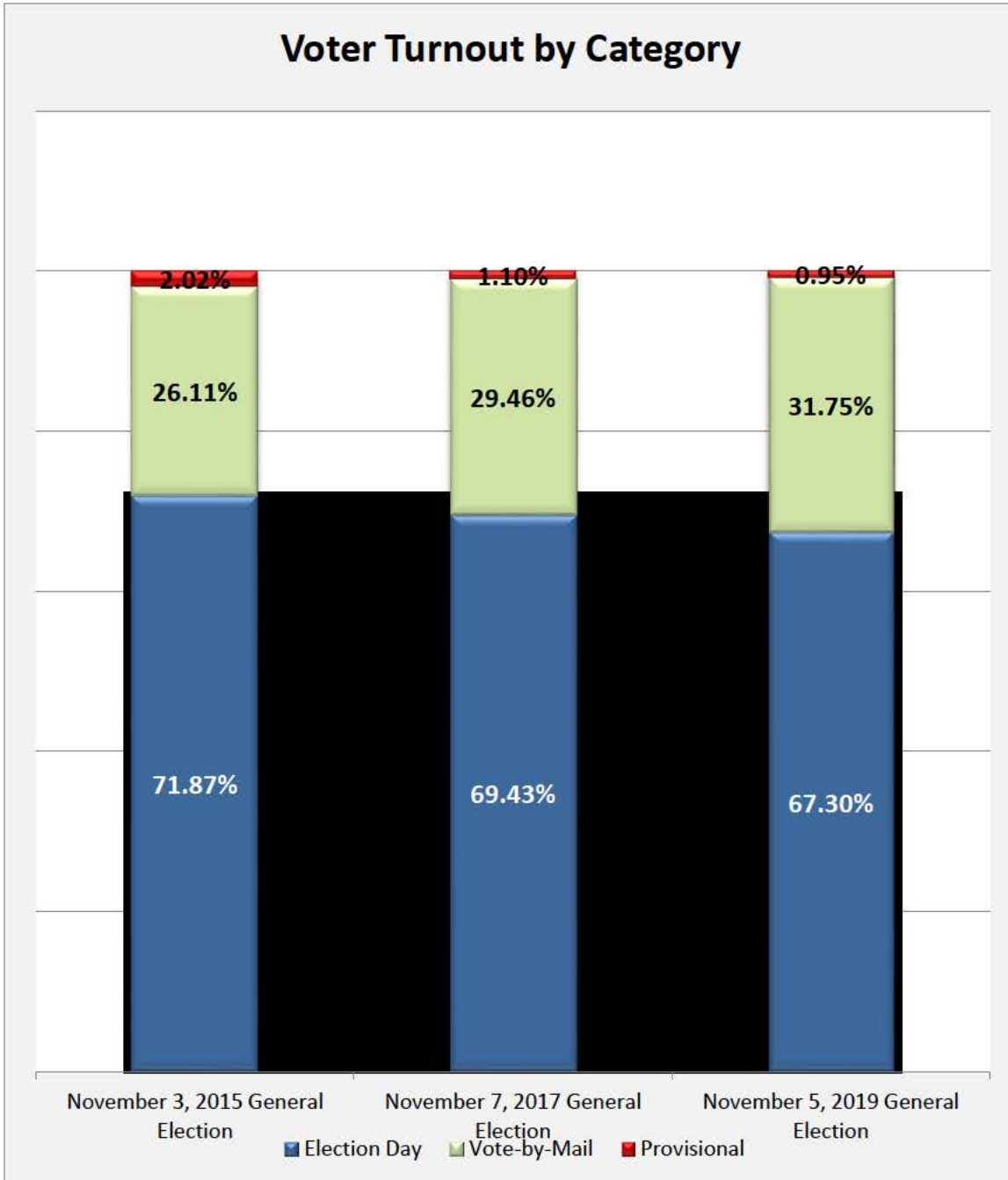
The following data sets and graphs include comparisons related to election information and voting method distributions (ballot categories).

	November 3, 2015 General Election	November 7, 2017 General Election	November 5, 2019 General Election
Precincts	975	975	975
Registered Voters	840,662	884,768	849,983
Ballots Cast - Counted	323,799	273,393	222,648
<i>Election Day</i>	232,572	188,767	149,806
<i>Vote-by-Mail/ Early In-Person</i>	83,281	80,512	70,244
<i>Provisional</i>	6536	3,009	2,105
<i>Post-Election Day</i>	143	1,063	46
<i>Post VBM</i>	1267	42	447
Voter Turnout	38.52%	30.90%	26.19%

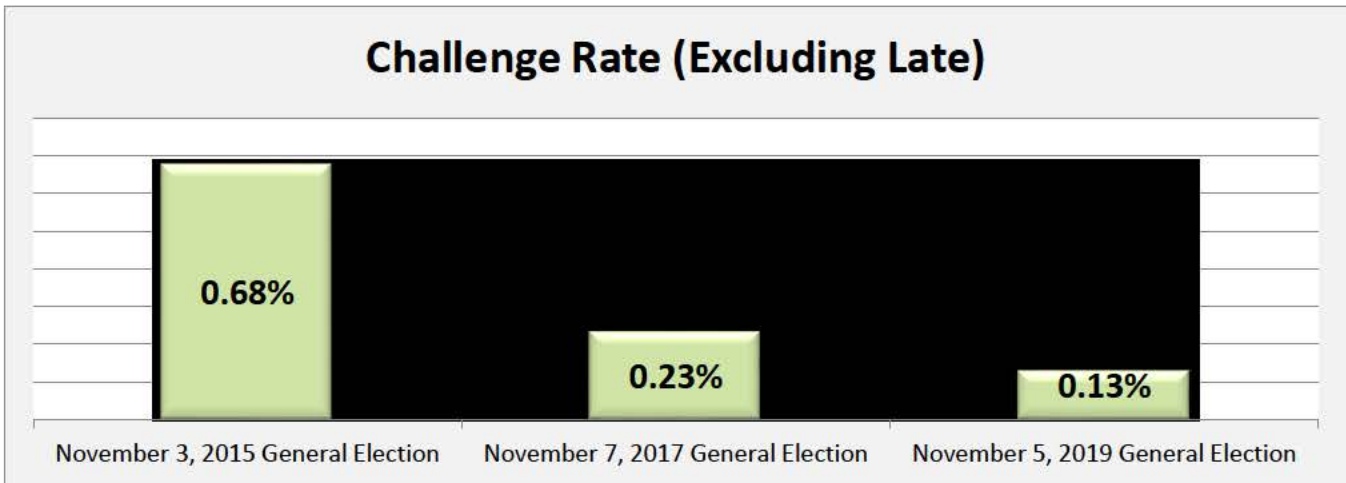
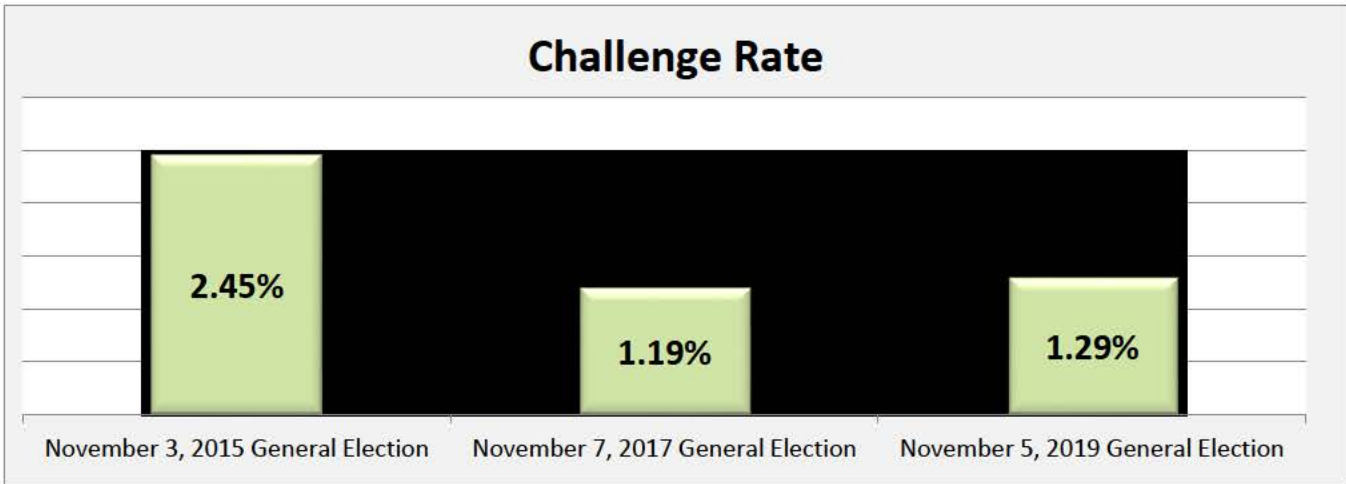


Ballots Cast by Category - % of Total Ballots Cast

	November 3, 2015 General Election	November 7, 2017 General Election	November 5, 2019 General Election
Election Day	71.87%	69.43%	67.30%
Vote-by-Mail	26.11%	29.46%	31.75%
Provisional	2.02%	1.10%	0.95%



	November 3, 2015 General Election	November 7, 2017 General Election	November 5, 2019 General Election
Total VBM Ballots Issued	95,560	92,307	80,789
Total VBM Ballots Returned	86,472	82,571	71,608
VBM Ballots Counted	84,733	81,586	70,686
VBM Ballots Challenged	2,118	985	922
Late VBM Ballots	1,532	792	829
% Returned of VBM Ballots Issued	90.49%	89.45%	88.64%
% Counted of VBM Ballots Returned	97.99%	98.81%	98.71%
% Challenged of VBM Ballots Returned	2.45%	1.19%	1.29%
% Late of VBM Ballots Issued	1.60%	0.86%	1.03%
% Challenge Rate Excluding Late	0.68%	0.23%	0.13%



Provisional Data

	November 3, 2015	November 7, 2017	November 5, 2019
Provisional Ballots - CAST	7,809	3,358	2,340
Provisional Ballots - VALID	6,540	3,012	2,105
Provisional Ballots - REJECTED	1,269	346	235
% Valid of All Provisional Ballots Cast	83.75%	89.70%	89.96%
% Rejected of All Provisional Ballots Cast	16.25%	10.30%	10.04%
VBM Voters	20	29	17
Not Registered In The State of Ohio	770	121	134
Wrong Precinct and Wrong Location	302	108	39
Correct Location Remakes	197	88	50
% Rejected Not Including VBM & Not Registered	6.13%	5.84%	3.59%
% Wrong Precinct and Wrong Location	3.87%	3.22%	1.67%

