

May 2, 2023 Post-Election Profile

Updated 5/25/2023

Election Overview:

30 Municipalities **226** Precincts
65 Voting locations **12** Candidates (4 candidate contests)
22 Issues (17 Municipal, 4 School, 1 library Issue)

Registered Voters:

218,610 Registered Voters
43,626 Democrat **24,332** Republican
150,622 Nonpartisan **30** Minor Party

27,546 Total Ballots Cast

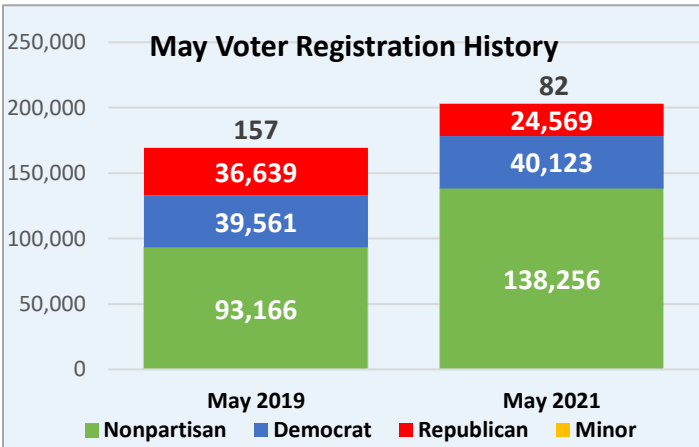
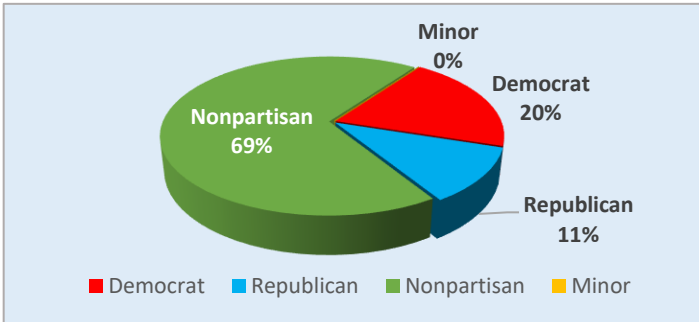
13% Turnout

20,019 Election Day (73%)

7,047 Vote-by-Mail (26%)

359 Early In-Person (1%)

20,140 Election Day Plus 121 Provisional ballots



May Election Voting History

Election Year	May 2019	May 2021
Registered Voters	169,523	203,030
Total Ballots Cast	35,872	38,307
Election Day	24,150 (67%)	21,721 (57%)
Vote-by-Mail	11,522 (32%)	16,384 (43%)
Early In-Person	200 (1%)	202 (0.5%)

Absentee Voting in the May Primary Election

Early In-Person Voting:

Ballots cast by Early In-Person voters: **359**

Vote-by-Mail:

Vote-by-Mail Ballots requested: 7,822

4% of registered voters have requested ballots.

Ballot Requests by Party:

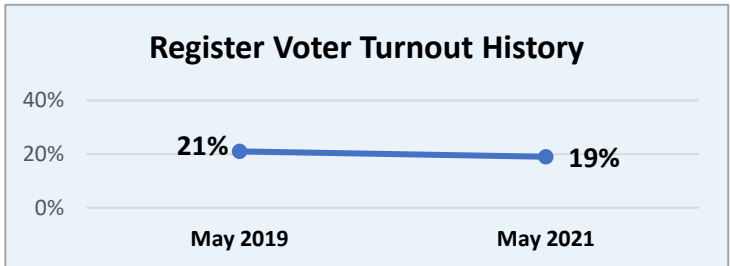
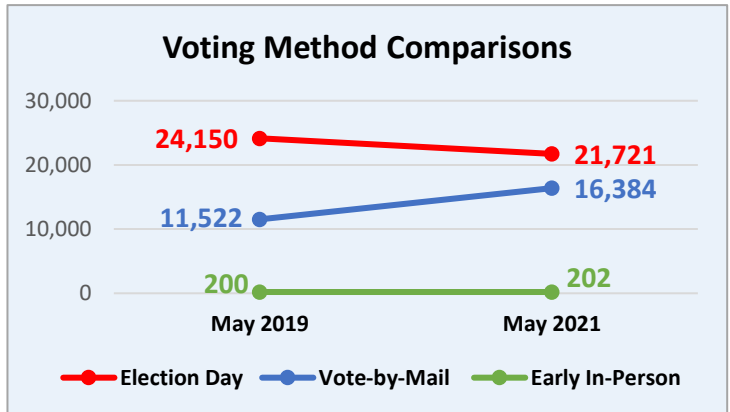
Dem.	Rep.	Nonpartisan	Minor Party
1,635	0	6,187	0

Vote-by-Mail Ballots returned: 7,122

91% of requested ballots have been returned.

Ballot Returns by Party:

Dem.	Rep.	Nonpartisan	Minor Party
1,442	0	5,680	0



May Election History: Precincts

May 2019	May 2021
176 Precincts	196 Precincts

May Election History: Registered Voters

May 2019	May 2021
169,523	203,030