

# May 3, 2022 Primary Post-Election Profile

Updated 5/26/2022

## Election Overview

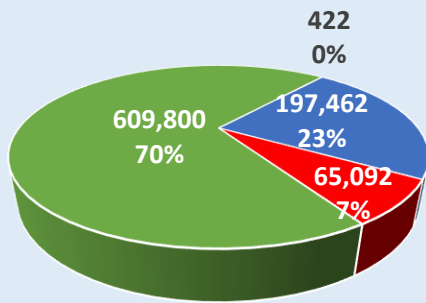
59 Municipalities      975 Precincts  
288 Voting locations   924 Candidates  
20 Issues (19 Municipal, 1 School Issue)

## Registered Voters

872,776 Total Registered Voters  
197,462 Democrat      65,092 Republican  
609,800 Nonpartisan      422 Minor Party

## 163,961 Total Ballots Cast

19% Turnout  
126,892 Election Day (77%)  
128,333 Election Day (78%) (Includes 1,441 provisional ballots)  
30,406 Vote-by-Mail (19%)  
5,222 Early In-Person (3%)



## Absentee Voting in the May Primary Election

### Early In-Person Voting

Ballots cast by Early In-Person voters: **5,222**

### Vote-by-Mail

**Vote-by-Mail Ballots requested: 34,855**

4% of registered voters requested VBM ballots

### Ballot Requests by Party:

Dem.	Rep.	Nonpartisan	Minor Party
24,494	9,940	421	0

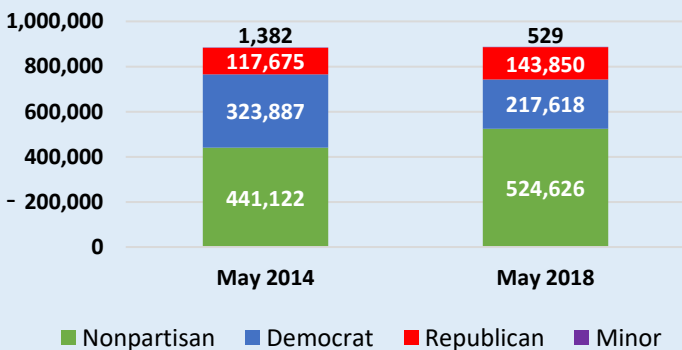
**Vote-by-Mail Ballots returned: 31,181**

89% of requested ballots have been returned  
(Includes challenged ballots)

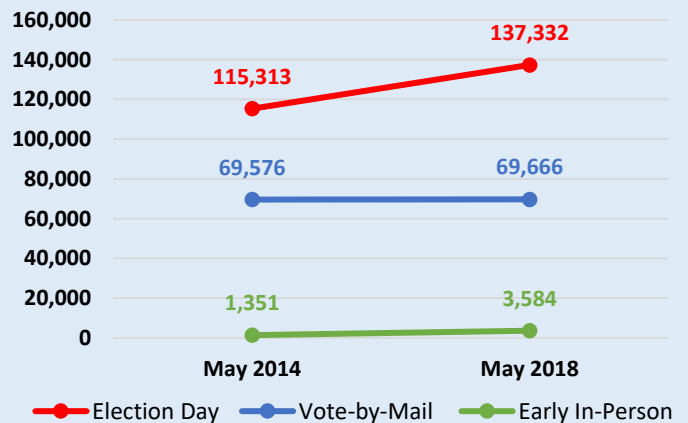
### Ballot Returns by Party:

Dem.	Rep.	Nonpartisan	Minor Party
21,611	9,218	352	0

## May Voter Registration History



## Voting Method Comparisons



## May Election Voting History

Election Year	May 2014	May 2018
Registered Voters	884,066	886,623
Total Ballots Cast	186,240	210,582
Election Day	115,313 (62%)	137,332 (65%)
Vote-by-Mail	69,576 (37%)	69,666 (33%)
Early In-Person	1,351 (1%)	3,584 (2%)

## Registered Voter Turnout History

