

# May 2, 2023 Primary Election Official Amended Canvass Certification Data

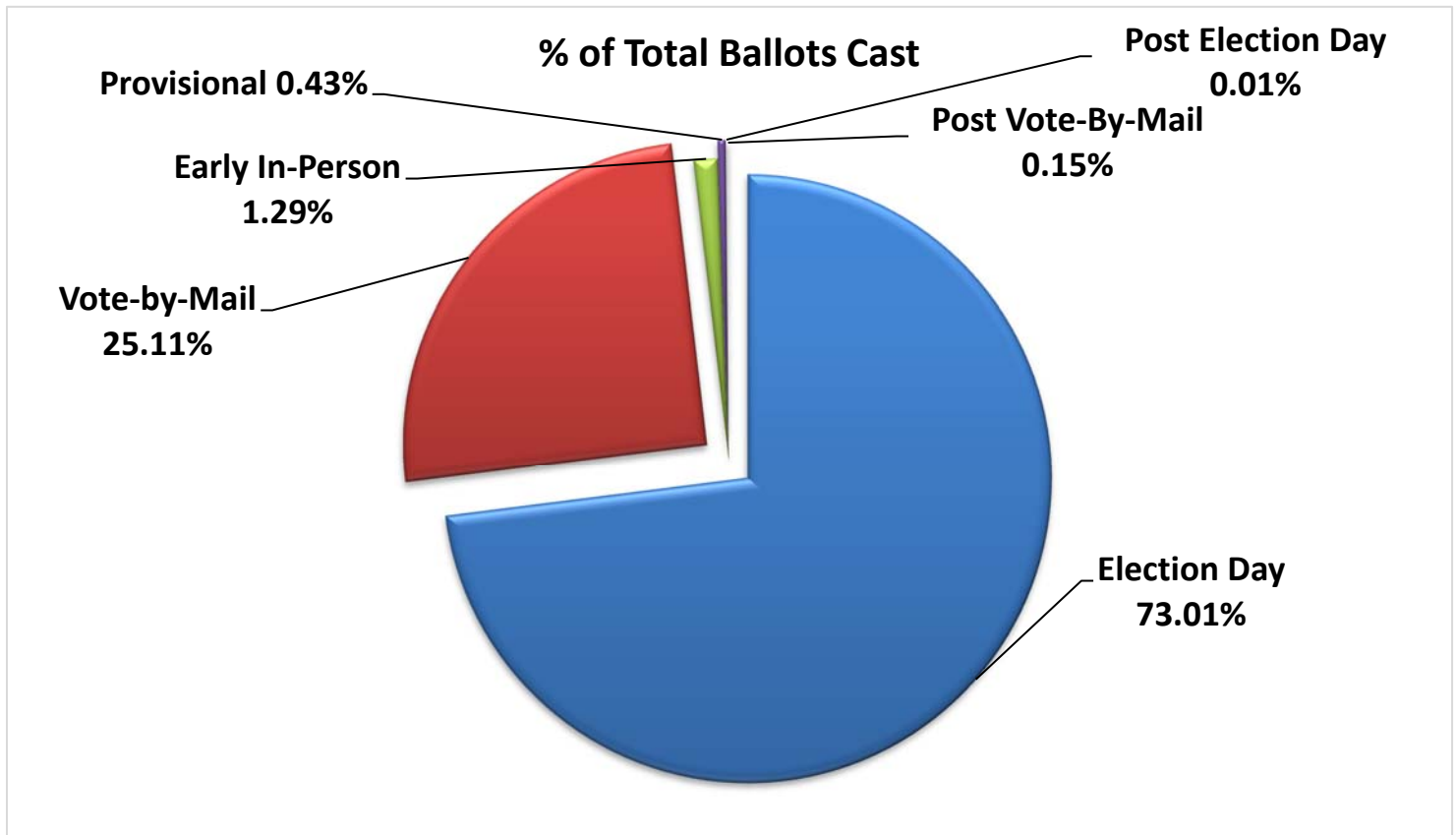
## FINAL RESULTS

Official Election Results for the May 2, 2023 Primary Election are attached to the Election Summary Report.

## SUMMARY OF OFFICIAL CANVASS

There were a total of 27,546 ballots tabulated for the May 2, 2023 Primary Election. Below is a breakdown of the ballots counted by category and a percentage of the total vote by category.

| Category                 | Ballots Cast  | % of Total Ballots Cast |
|--------------------------|---------------|-------------------------|
| <i>Election Day</i>      | 20,367        | 73.01%                  |
| <i>Vote-by-Mail</i>      | 7,006         | 25.11%                  |
| <i>Early In-Person</i>   | 359           | 1.29%                   |
| <i>Provisional</i>       | 121           | 0.43 %                  |
| <i>Post Election Day</i> | 2             | 0.01%                   |
| <i>Post Vote-By-Mail</i> | 41            | 0.15%                   |
| <b>Total</b>             | <b>27,896</b> |                         |



## VOTE-BY-MAIL/EARLY IN-PERSON SUMMARY

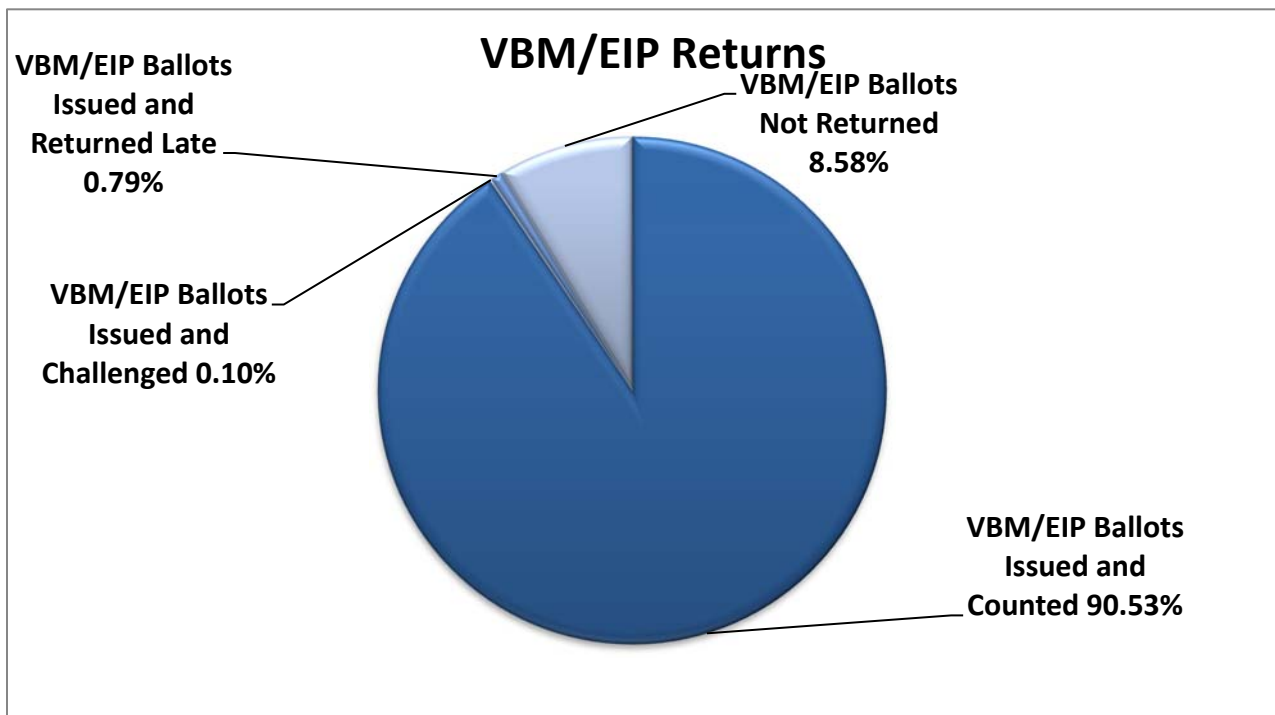
A total of 8,181 ballots were issued during Vote-by-Mail and Early In-Person voting. Of those ballots, 7,406 (90.53%) were returned and counted by the Ballot Department. There were 73 challenged or late VBM/EIP ballots, resulting in a 0.98%\* Challenge Rate for this election.

\*The Challenge Rate is 0.11% when voters who returned their ballot late are excluded.

| VBM/EIP Data         | Vote by Mail | Early In-Person | Military and Overseas | Total        |
|----------------------|--------------|-----------------|-----------------------|--------------|
| Issued               | 7,819        | 359             | 3                     | <b>8,181</b> |
| Returned and Counted | 7,044        | 359             | 3                     | <b>7,406</b> |
| Challenged           | 8            | 0               | 0                     | <b>8</b>     |
| Returned Late        | 65           | 0               | 0                     | <b>65</b>    |
| Not Returned         | 702          | 0               | 0                     | <b>702</b>   |

| VBM/EIP Data - Challenge Rate |        |
|-------------------------------|--------|
| Overall Return Rate           | 91.42% |
| Challenge Rate (Total)        | 0.98%  |
| Challenge Rate (Late Removed) | 0.11%  |

| VBM/EIP Ballots Challenged | Number of Challenged Ballots | % of Total Challenged VBM |
|----------------------------|------------------------------|---------------------------|
| ID Invalid                 | 3                            | 37.5%                     |
| ID Envelope Not Returned   | 3                            | 37.5%                     |
| Signature Not Provided     | 1                            | 12.5%                     |
| ID Not Provided            | 1                            | 12.5%                     |
| <b>Total</b>               | <b>8</b>                     |                           |

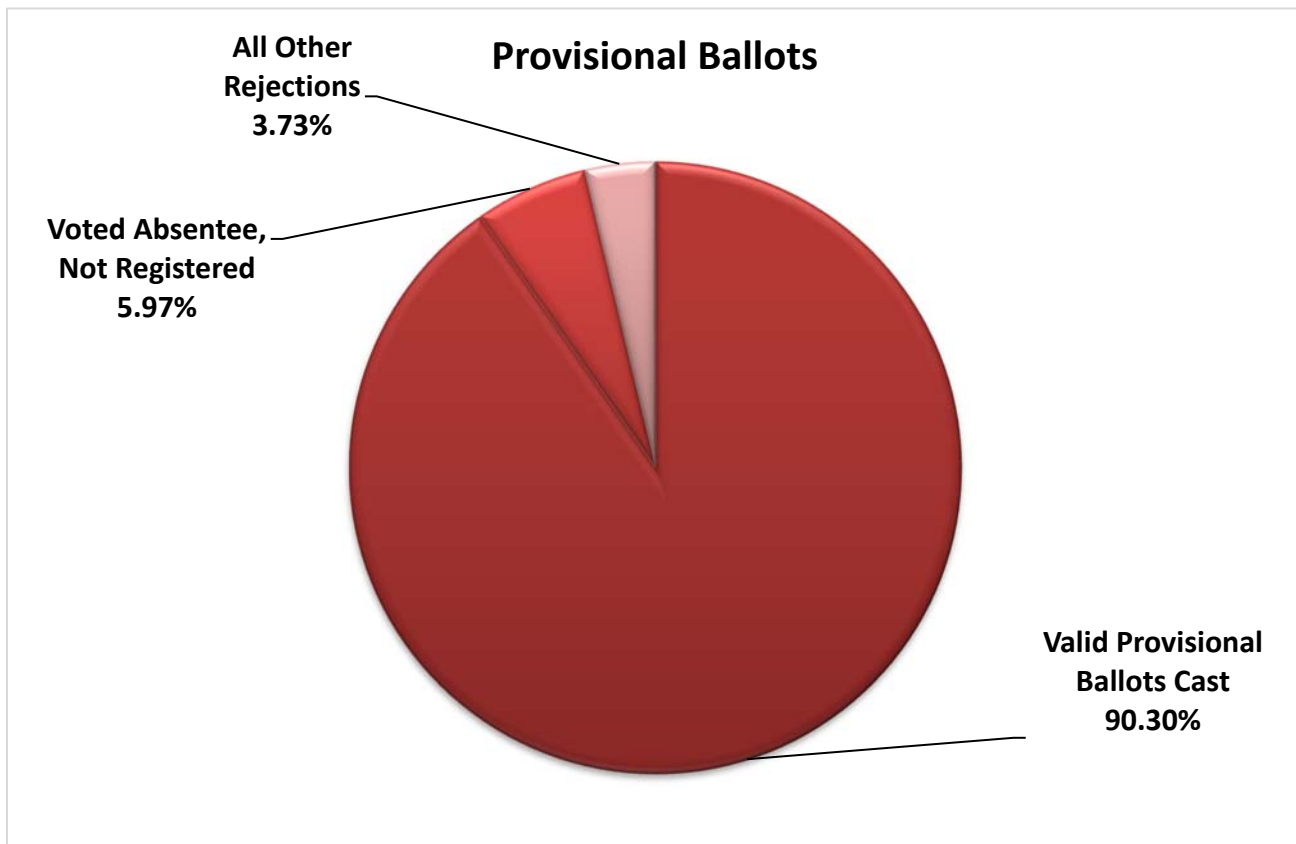


## PROVISIONAL VOTING SUMMARY

A total of 134 Provisional Ballots were cast during the May 2, 2023 Primary Election. Of those ballots, 121 (90.3%) were valid and tabulated by the Ballot Department. There were 13 invalid Provisional Ballots, resulting in a 9.7%\* rejection rate for this election.

\*The Provisional Rejection Rate is 3.73% when provisional voters who have already cast a VBM Ballot or are Not Registered are excluded.

| Provisional Data                                       |          |                       |
|--|----------|-----------------------|
| Total Provisional Ballots Cast                         | 134      |                       |
| Valid Provisional Ballots                              | 121      | 90.30%                |
| Wrong Precinct, Correct Location of Valid Provisionals | 1        | 0.83%                 |
| Rejected Provisional Ballots                           | 13       | 9.70%                 |
| Rejection Category                                     | Rejected | % of Total Rejections |
| Not Registered   | 7        | 53.85%                |
| Missing/Invalid Identification                         | 2        | 15.38%                |
| Missing Address  | 1        | 7.69%                 |
| Missing Date of Birth                                  | 1        | 7.69%                 |
| Voted Absentee- Challenge                              | 1        | 7.69%                 |
| Wrong Precinct Wrong Location                          | 1        | 7.69%                 |



## BALLOT REMAKES

During the election, 10 ballot sheets were processed in accordance with the CCBOE Remake Policy (approved by the Board on May 17, 2013). The overall remake rate for this election was 0.136%. Excluding UOCAVA & Voted For Ineligible Contest, the remake rate for this election was 0.068%.

(\* ) indicate categories in which no sheets are to be remade, rather the original ballot sheet is tabulated.

| Reason for Remake  | Number of Remakes | % of Total Remakes |
|--|-------------------|--------------------|
| 1 - Ballot folded, torn or mutilated.  | 3                 | 30.00%             |
| 2 - Ballot contains indeterminate marks not made by the voter.   | -                 | 0.00%              |
| 3 - UOCAVA Ballot that cannot be accurately read by automatic tabulating equipment.  | 3                 | 30.00%             |
| 4 - Ballot contains votes for ineligible contest(s).   | 2                 | 20.00%             |
| 5 - Inadvertent mark made by the voter, resulting in the scanner detecting an over vote or an indeterminate mark.  | -                 | 0.00%              |
| 6 - Voter marked entire ballot contrary to the instruction listed at the beginning of the ballot.  | -                 | 0.00%              |
| *7 - Voter marked part of the ballot according to the ballot marking instructions contained on the ballot, and part of the ballot contrary to the instructions.  | -                 | 0.00%              |
| *8 - Over vote, voter marked the ballot more than the permissible number of times for a particular contest, and there is no indication of contrary intent.   | -                 | 0.00%              |
| 9 - Voter marked the ballot more than the permissible number of times for a particular contest, however, the voter also made an indication of contrary intent and the voter's choice can be determined.                          | 2                 | 20.00%             |
| *10 - Voter filled in the oval next to a candidate for an office and also cast a write-in vote for a different candidate for the same office by filling in the oval of, and the writing in of, the name of a write-in candidate. | -                 | 0.00%              |
| 11 - Voter filled in the oval next to a candidate for an office and also cast a write-in vote for the same candidate for the same office by filling in the oval of, and the writing in of, the name of a write-in candidate.     | -                 | 0.00%              |
| <b>Total</b>   | <b>10</b>         | <b>100.00%</b>     |

| Category                                  | Remakes Removed | Remake Rate   |
|---|-----------------|---------------|
| Regular VBM & Provisional Ballot Scanning | 5               | 0.068%        |
| UOCAVA & Voted For Ineligible Contest     | 5               | 0.068%        |
| <b>Total</b>                              | <b>10</b>       | <b>0.136%</b> |

## OVER VOTES

There was a total of 9 over votes recorded, resulting in a 0.032% over vote rate for the election.

## VOTER HISTORY / BALLOT RECONCILIATION

Two hundred and twenty-six (226) precincts were involved in this election. Voter History is complete.

Ballot Reconciliation is ongoing.

## RECOUNTS

There were no automatic recounts for this election.

The requested recount deadline was Tuesday, May 30, 2023 at 4:00 PM. No requested recounts were filed.

## AUDIT

The post-election audit was conducted beginning Wednesday, May 31, 2023 at 9:00 AM. The results matched the Official Canvass.

The audit was conducted using the batch-based risk-limiting audit method.