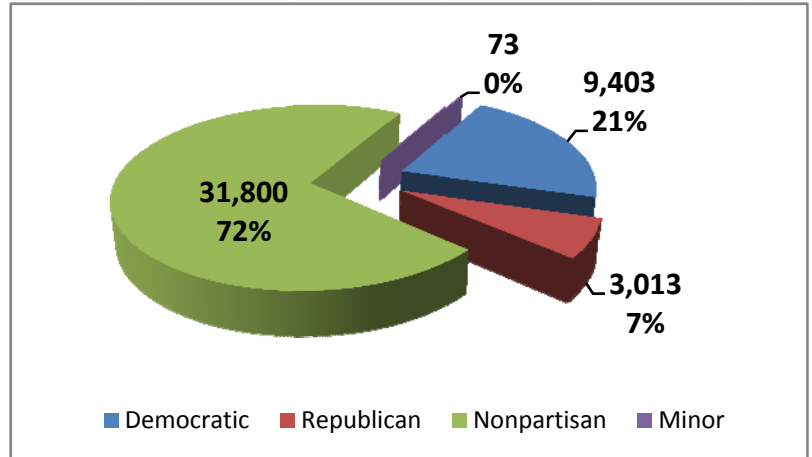


- 50 Precincts (was 54 prior to precinct reductions)
Maple Hts. 2-C, 5-C, 6-C and Lakewood 3-J were eliminated)
- 26 Voting Locations (was 24 prior to precinct reductions)
- 6 Municipalities
- 44,289 Total Registered Voters
- 9,403 Democrats
- 3,013 Republican
- 31,800 Nonpartisan
- 73 Minor Party

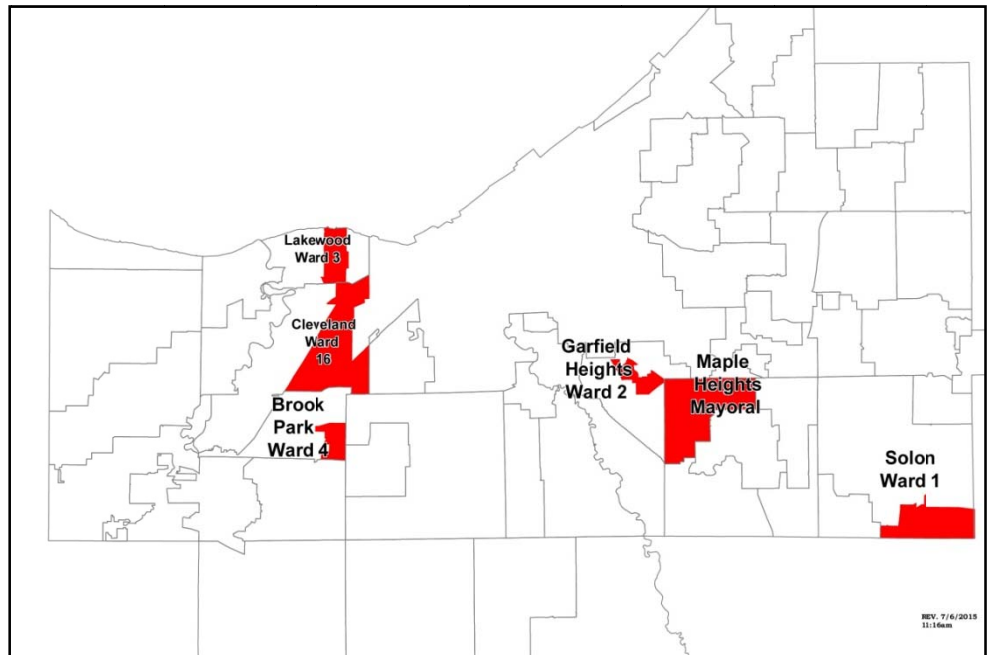


- 24 Candidates
- 2 Issues

5,859 Ballots cast **13% turnout**
 4,059 Election Day 69%
 (Election Day includes 95 provisional ballots)
 1,800 Vote by Mail 31%

Vote by Mail:

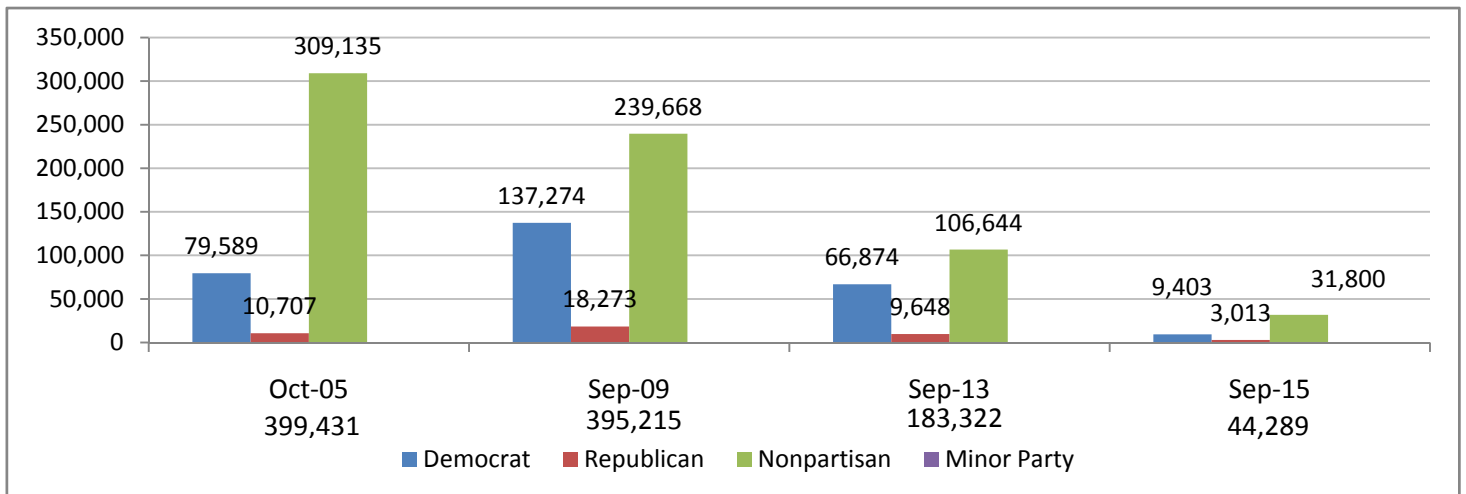
- 33 Early Voters
- 2,349 Vote by Mail Ballots Requested
- 5% of registered voters requested a ballot
- 1,800 Vote by Mail Ballots counted (76%)
- 1,884 (including challenged ballots)



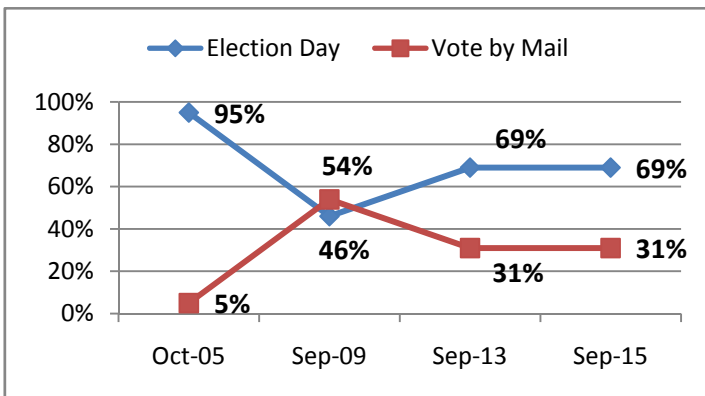
Municipality	Registered Voters	Ballots Requested	% of ballots requested by registered voters	Ballots Returned	% of ballots returned
Cleveland Ward 16	12,981	781	6%	645	83%
Brook Park Council Ward 4	2,985	142	5%	107	75%
Garfield Heights Council Ward 2	2,292	205	9%	173	84%
Lakewood Council Ward 3	8,205	370	5%	312	84%
Maple Heights Mayoral & Council Ward 7	15,548	777	5%	581	75%
Solon Council Ward 1	2,278	74	3%	66	89%
Totals	44,289	2,349		1,884	

Voter Registration Trends in September Municipal Primary Elections 2005 to 2015

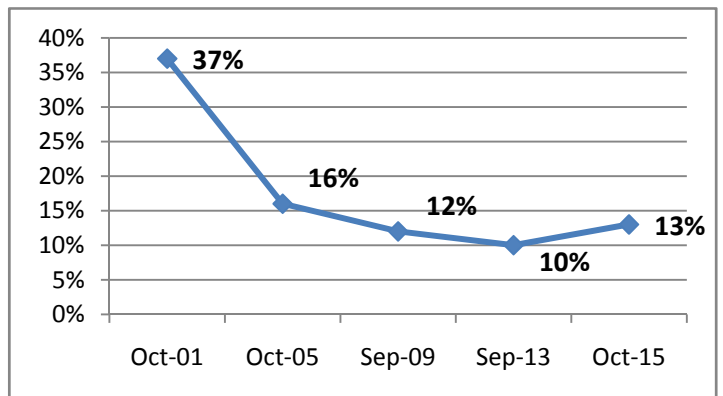
(Prior to September 2009, the September Primary was held in October)



Voter by Mail in September/October Primary Elections



Voter Turnout in September/October Primary Elections



September 2013: 5,541 Ballots cast by mail
12,015 Ballots cast Election Day

September 2009: 25,667 Ballots cast by mail
21,567 Ballots cast Election Day

October 2005: 3,389 Ballots cast by mail
59,294 Ballots cast Election Day

October 2001: 6,294 Ballots cast by mail
87,541 Ballots cast Election Day

September 2013: 183,322 Registered voters
17,840 Total ballots cast

September 2009: 395,215 Registered voters
47,234 Total ballots cast

October 2005: 399,431 Registered voters
62,683 Total ballots cast

October 2001: 254,479 Registered voters
93,835 Total ballots cast

Municipalities in the Election and what is on their ballots:

Cleveland	City Council Ward 16	Nonpartisan Primary
Cleveland	Ward 16 Liquor Option	
Brook Park	City Council Ward 4	Democratic Primary
Garfield Heights	City Council Ward 2	Nonpartisan Primary
Lakewood	City Council Ward 3	Nonpartisan Primary
Lakewood	Ward 3 Liquor Option	
Maple Heights	Mayor and City Council Ward 7	Nonpartisan Primary
Solon	City Council Ward 1	Nonpartisan Primary