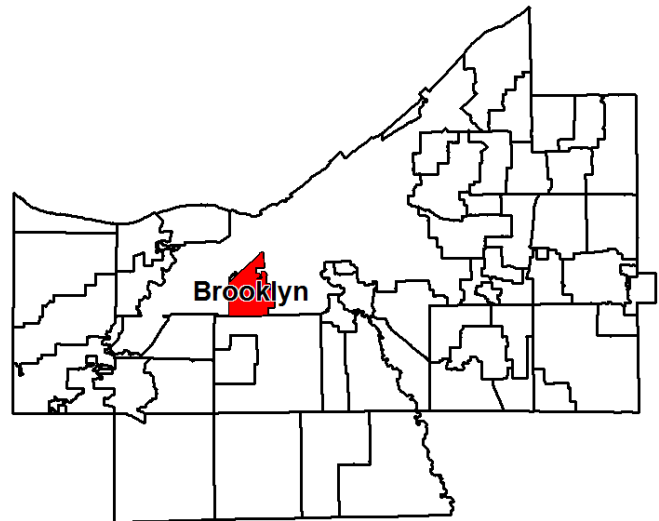


- 7,358 Registered voters
- 1 Municipality (Brooklyn)
- 8 Precincts
- 3 Voting locations
- 1 Issue (Brooklyn City Schools tax levy renewal)

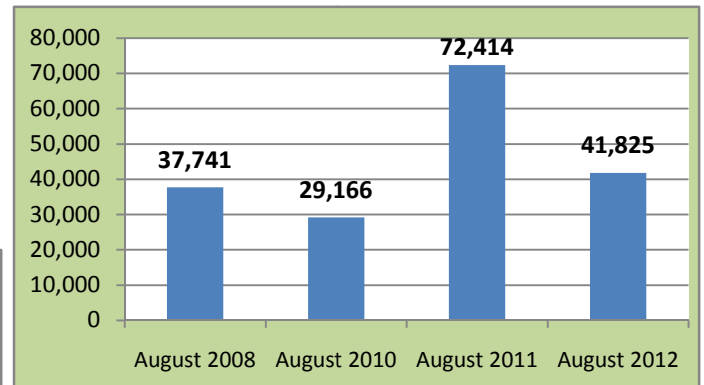
- 1,215 Ballots cast
- 16% Turnout
 - 803 Election Day (66%) includes 3 Provisional
 - 412 Vote by Mail (34%)



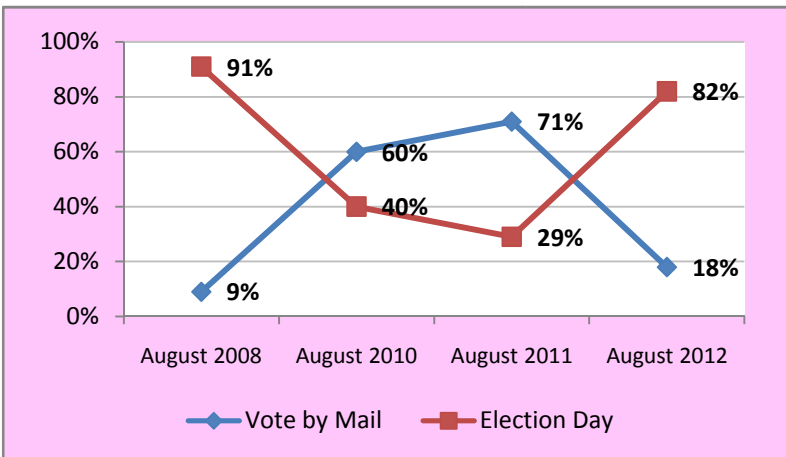
Vote by Mail:

- 1 In-house voter
In-house voters are included in Ballots Returned
- 441 Vote by Mail Ballot Requests
6% of registered voters have requested a ballot
- 412 Vote by Mail Ballots Returned (93%)

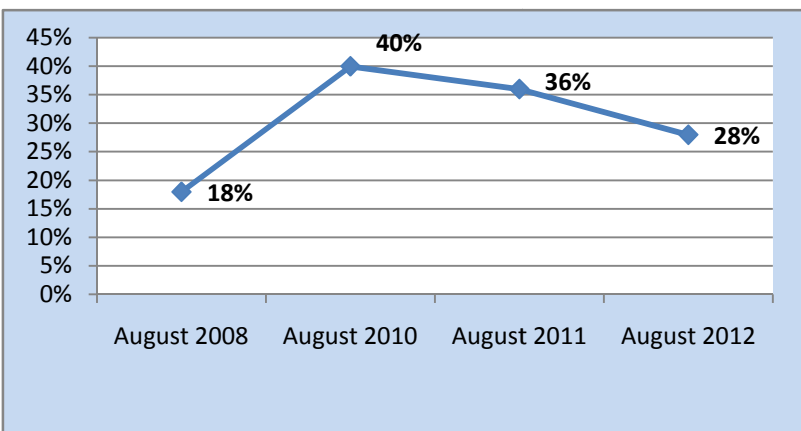
Voter Registration Trends in August Special Elections 2008 – 2012 (There was no August Election in 2009)



Vote by Mail Trends in August Special Elections 2008 - 2012



Voter Turnout Trends in August Special Elections 2008 - 2012



August 2012 (4 municipalities)

41,825 Registered Voters	Ballots Cast
28% Total turnout	11,920
18% Vote by Mail	2,119
82% Election Day	9,801

August 2011 (9 municipalities)

72,414 Registered Voters	Ballots Cast
36% Total turnout	25,797
71% Vote by Mail	18,212
29% Election Day	7,585

August 2010 (2 municipalities)

29,166 Registered Voters	Ballots Cast
40% Total turnout	11,749
60% Vote by Mail	7,046
40% Election Day	4,703

August 2008 (4 municipalities)

37,741 Registered Voters	Ballots Cast
18% Total turnout	6,783
9% Vote by Mail	581
91% Election Day	6,202