



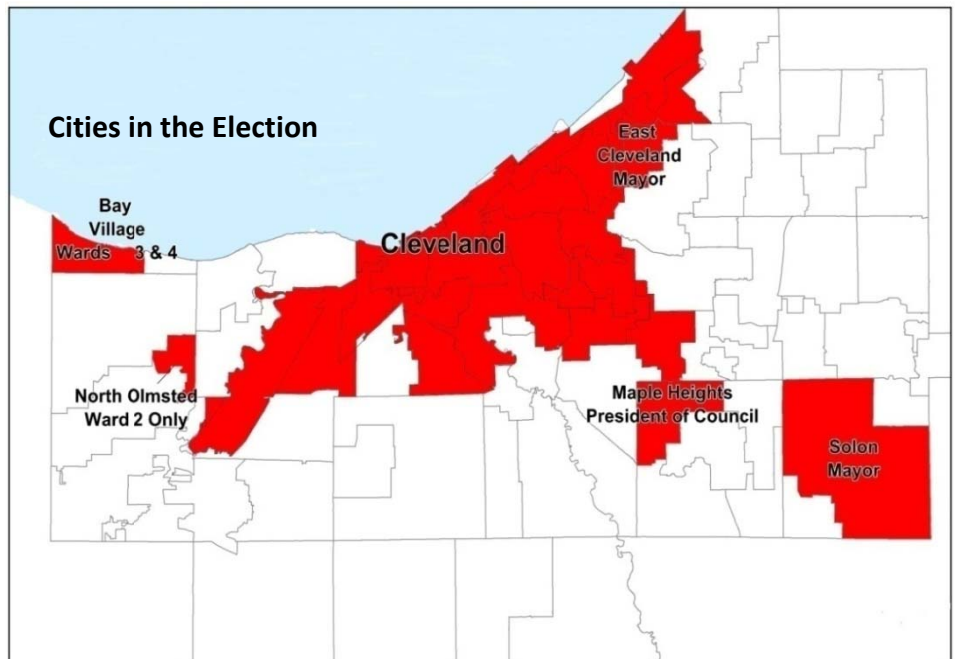
- 389 Precincts
- 150 Voting Locations
- 6 Municipalities
- 318,396 Registered Voters

- 96 Candidates  
(includes write-ins)

- 5 Issues  
(Local Liquor Options)

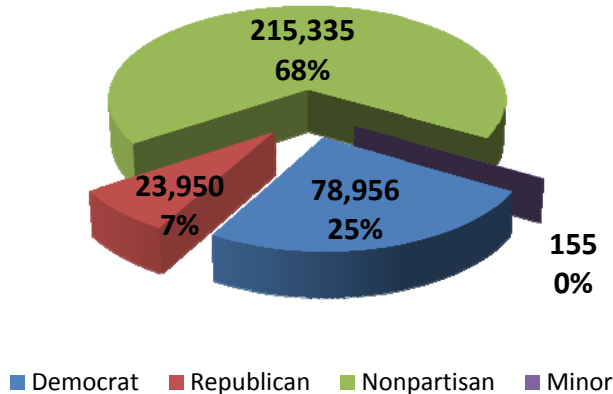
**13% turnout**

42,077 Ballots cast  
 30,823 Election Day (73%)  
 31,515 Election Day plus 692 Provisional ballots (75%)  
 10,562 Vote by mail early voting (25%)



- 78,956 Democrats
- 23,950 Republican
- 215,335 Nonpartisan
- 155 Minor Party

**Voter Registration by Party and Percentage**



1,242 Early Voters  
(included in Vote by Mail total)

13,081 Vote by Mail Ballots Requested

4 % of registered voters have requested a ballot

10,771 Vote by Mail Ballots were returned (82%) (includes challenged ballots)

Municipalities in the Election	Requested	Returned
Bay Village: City Council for Wards 3 and 4 only	308	269
Cleveland: Mayor and Council Wards 1,2,4,5,6,7,9,10,13,14, and 17	10,455	8,547
East Cleveland: Mayor	350	314
Maple Heights: President of City Council	759	582
North Olmsted: City Council Ward 2 only	254	216
Solon: Mayor	955	843
<b>Totals</b>	<b>13,081</b>	<b>10,771</b>

## Voter Registration Trends in September Municipal Primary Elections 2005 to 2013

(Prior to September 2009, the September Primary was held in October)

### September 2013:

183,322 Registered voters

5,541 Ballots cast by mail/early

12,299 Ballots cast Election Day

17,840 Total ballots cast

278 early in-house voters

### September 2009:

395,215 Registered voters

25,667 Ballots cast by mail/early

21,567 Ballots cast Election Day

47,234 Total ballots cast

145 early in-house voters

### October 2005:

399,431 Registered voters

3,389 Ballots cast by mail/early

59,294 Ballots cast on Election Day

62,683 Total ballots cast

Early in-house voters: not available

### October 2001:

254,479 Registered voters

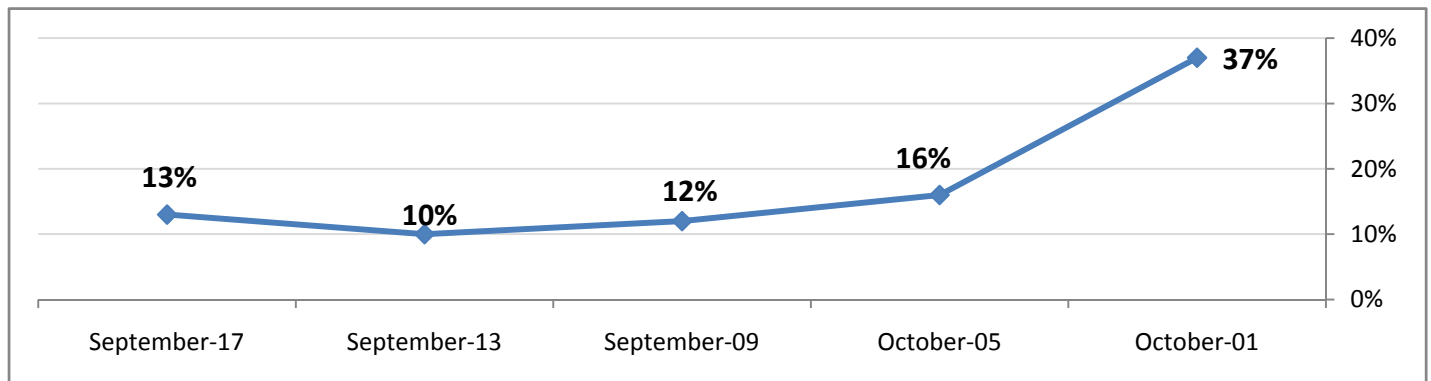
6,294 Ballots cast by mail/early

87,541 Ballots cast on Election Day

93,835 Total ballots cast

Early in-house voters: not available

### Voter turnout history 2001 to 2017



### Vote by Mail and Election Day voting comparison 2001 to 2017

