

September 23, 2014 Recall Election Official Canvass Certification Data

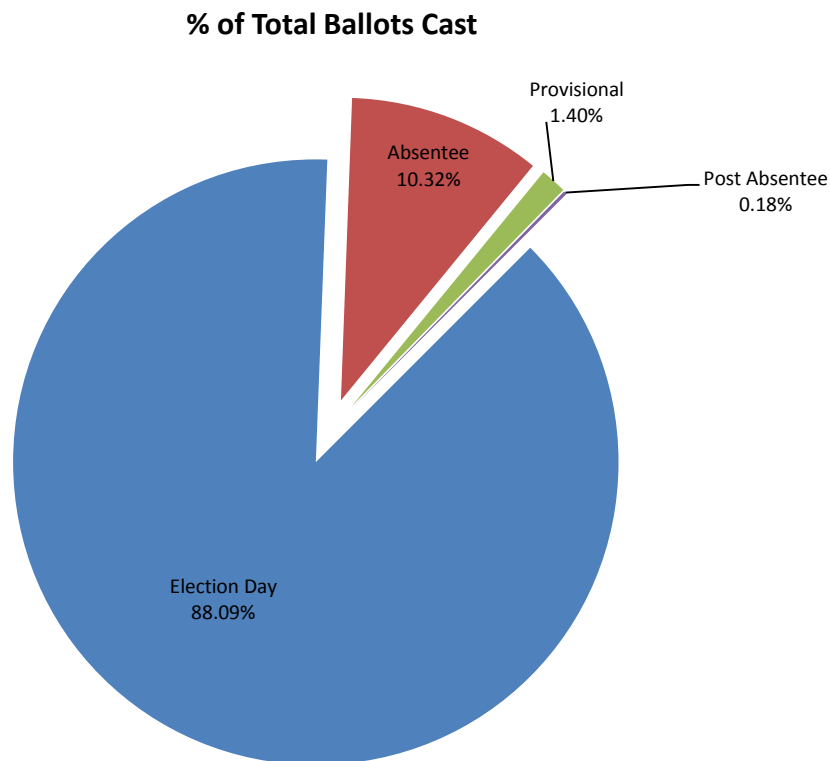
FINAL RESULTS

Official Election Results for the September 23, 2014 Recall Election are attached in the Election Summary Report.

SUMMARY OF OFFICIAL CANVASS

There were a total of 2,780 ballots tabulated for the September 23, 2014 Election. Below is a breakdown of the ballots counted by category and a percentage of the total vote by category.

Category	Ballots Cast	% of Total Ballots Counted
<i>Election Day</i>	2,449	88.09%
<i>Absentee</i>	287	10.32%
<i>Provisional</i>	39	1.40%
<i>Post Absentee</i>	5	0.18%
<i>Post Election Day</i>	0	0.00%
Total	2,780	



ABSENTEE / VOTE BY MAIL

The Cuyahoga County Board of Elections received a total of 330 valid Absentee/Vote by Mail applications. Of those requests, 300 ballots were returned (90.9%). The Ballot Department tabulated 292 Absentee / Vote by Mail Ballots of the applications processed. There were 8 ballots challenged in this election resulting in a challenge rate of 2.67%*. Details of the challenges are below.

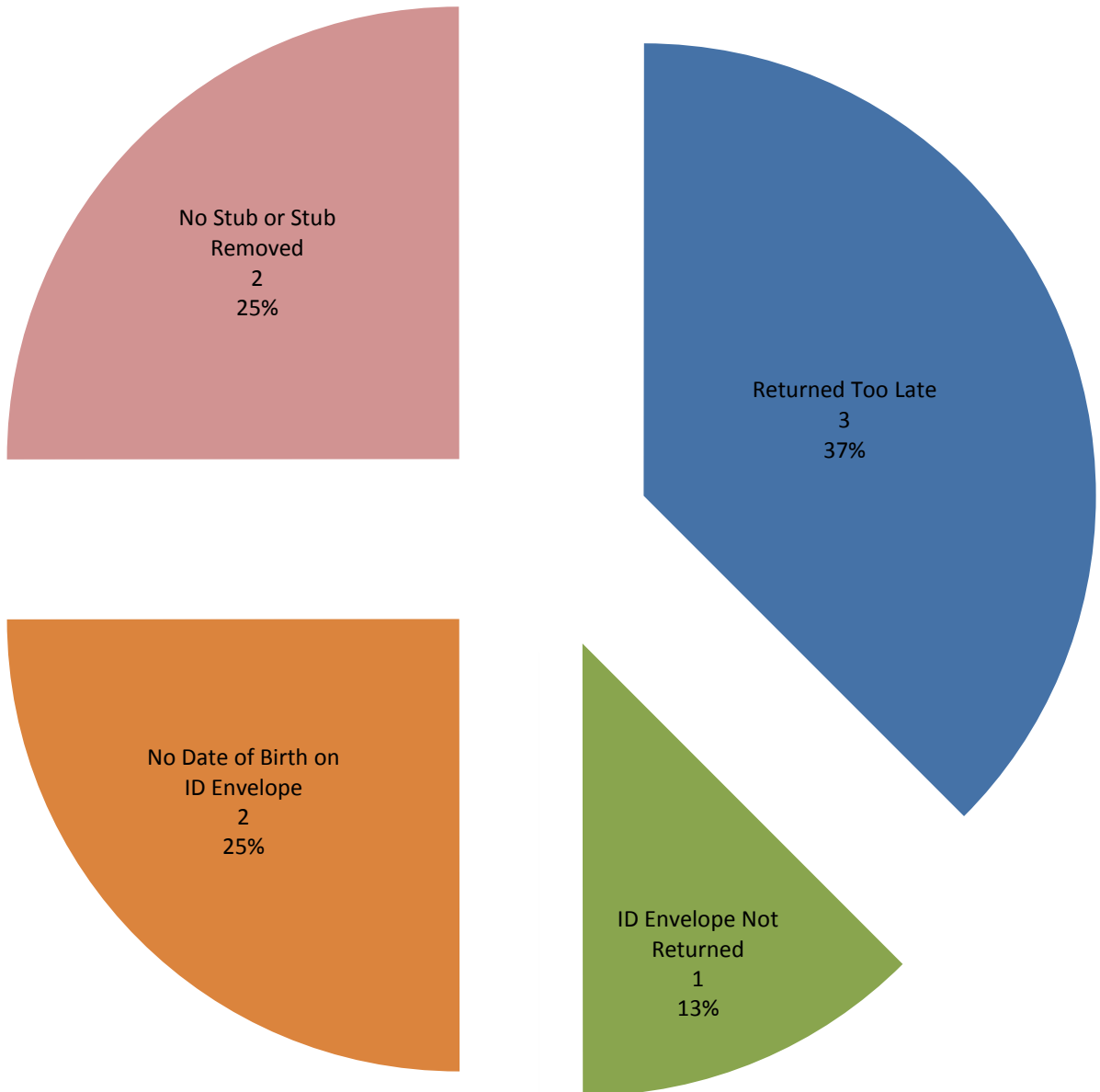
*The Absentee Ballot Challenge Rate is 1.68% when the Absentee Ballots postmarked after the deadline are excluded.

Absentee Challenge Category	Number of Challenged Ballots	% of Total Challenged Absentee
Returned After Deadline	3	37.5%
No Date of Birth on ID Envelope	2	25%
No Stub or Stub Removed	2	25%
ID Envelope Not Returned	1	12.5%
Total	8	

September 23, 2014	
Total Ballots Counted	2,780
Total Absentee Ballots Requested	330
Total Absentee Ballots Returned	300
Total Absentee Ballots Counted	292
Total Absentee Ballots Challenged	18
Absentee Challenges Corrected	10
Absentee Challenges Not Corrected	8
Absentee Ballots Returned Late	3
% Absentee Ballots Counted of All Ballots Counted	10.50%
% Returned of Absentee Ballots Requested	90.91%
% Absentee Ballots Counted of Absentee Ballots Returned	97.33%
% Remaining Challenges of Absentee Ballots Returned	2.67%
% Remaining Challenges (Excluding Late) of Absentee Ballots Returned	1.68%
% Corrected Challenges of All Challenges	55.56%
% Corrected Challenges (Excluding Late) of Absentee Ballots Returned	66.67%
% Late of Absentee Ballots Returned	1.00%
% Late of All Remaining Challenges	37.50%



Number of Challenged Ballots



PROVISIONAL VOTING SUMMARY

A total of 51 Provisional Ballots were cast In-House and on Election Day. Of those ballots, 39 (76.47%) were valid and tabulated by the Ballot Department. There were 12 invalid Provisional Ballots resulting in a 23.53%* rejection rate for this election. Details of the rejections are below.

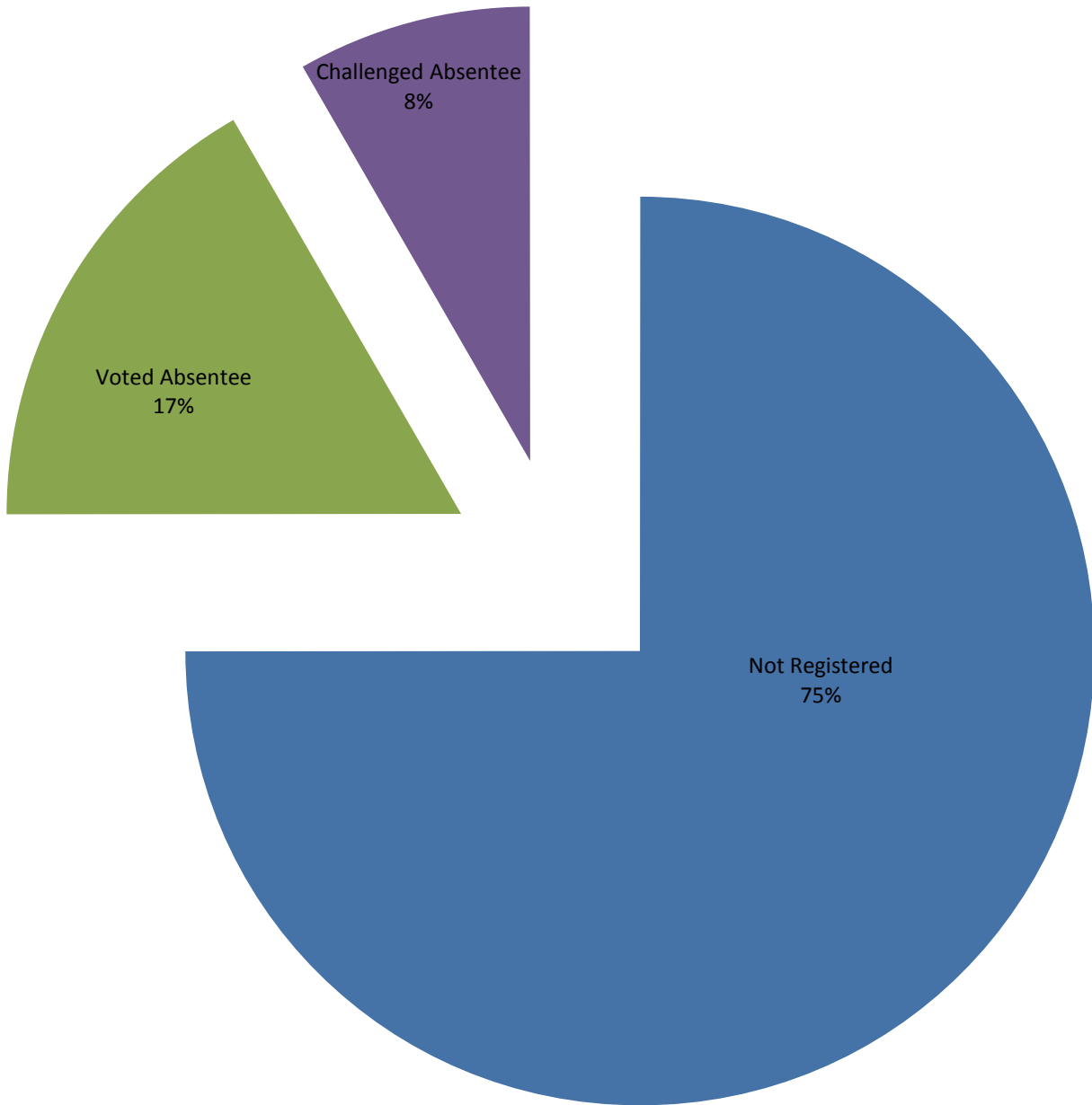
* The Provisional Ballot Rejection Rate is 0.00% when Provisional Voters who have already cast an Absentee Ballot and those who are not currently registered to vote are excluded.

Reason for Rejection	# Rejected	% of Total Provisional Rejections
<i>Not Registered</i>	9	75%
<i>Voted Absentee</i>	2	17%
<i>Challenged Absentee</i>	1	8%
Total	12	

* There were 2 wrong precinct/correct location provisional ballots cast that were remade on the correct precinct ballots.

	September 23, 2014
Provisional Ballots - CAST	51
Provisional Ballots - VALID	39
Provisional Ballots - REJECTED	12
Rejected - Absentee Voters	3
Rejected - Not Including Absentee Voters	9
Rejected - Not Registered	9
Rejected - Not Including Not Registered	3
Rejected - Not Including Not Registered or Absentee Voters	0
Rejected - Wrong Location	0
% Valid of All Provisional Ballots Cast	76.47%
% Rejected of All Provisional Ballots Cast	23.53%
% Rejected Not Including Absentee Voters	17.65%
% Rejected Not Including Not Registered or Absentee Voters	0.00%
% Wrong Location of All Provisional Ballots Cast	0.00%

% Of Total Rejected Provisionals



BALLOT REMAKES

During the election, 3 ballot pages were processed in accordance with the CCBOE Remake Policy (approved by the Board on May 17, 2013). Of those, 1 was processed during the Unofficial Canvass. The remaining 2 ballot pages were processed during the Official Canvass. The following is a breakdown by category:

Reason for Remake	Number of Remakes	% of Total Remakes
1 - Ballot folded, torn or mutilated.	1	33%
2 - Ballot contains indeterminate marks not made by the voter.	0	0%
3 - UOCAVA Ballot that cannot be accurately read by automatic tabulating equipment.	0	0%
4 - Ballot contains votes for ineligible contest(s).	2	67%
5 - Inadvertent mark made by the voter, resulting in the scanner detecting an over vote or an indeterminate mark.	0	0%
6 - Voter marked entire ballot contrary to the instruction listed at the beginning of the ballot.	0	0%
7 - Voter marked part of the ballot according to the ballot marking instructions contained on the ballot, and part of the ballot contrary to the instructions.	0	0%
8 - Over vote, voter marked the ballot more than the permissible number of times for a particular contest, and there is no indication of contrary intent.	0	0%
9 - Voter marked the ballot more than the permissible number of times for a particular contest, however, the voter also made an indication of contrary intent and the voter's choice can be determined.	0	0%
10- Voter filled in the oval next to a candidate for an office and also cast a write-in vote for a different candidate for the same office by filling in the oval of, and the writing in of, the name of a write-in candidate.	0	0%
11- Voter filled in the oval next to a candidate for an office and also cast a write-in vote for the same candidate for the same office by filling in the oval of, and the writing in of, the name of a write-in candidate.	0	0%
TOTAL REMAKES	3	

Stage of Election	Number of Ballots Remade	% of Total Remakes
<i>Unofficial</i>	1	33%
<i>Official</i>	2	67%
Total	3	

OVER VOTES

There were a total of zero over votes recorded, resulting in a 0.00% over vote rate for the election.

VOTER HISTORY /BALLOT RECONCILIATION

Nine (9) precincts were involved in this election. The number of signatures and/or stub numbers in the Poll Books match the number of Election Day Ballots Cast in 9 (100%) precincts.

Ballot Reconciliation is complete. All precincts for this election reconciled.

RECOUNTS

There are no automatic recounts this election.

The requested recount deadline is October 14th at 4:30 PM.

AUDIT

The date of the post-election audit will be determined following the November 2014 General Election. This audit will be conducted using the precinct batch based risk limiting audit method. If a requested recount is required, the recount will be performed instead of the audit.