

September 14, 2021 Primary Election Official Canvass Certification Data

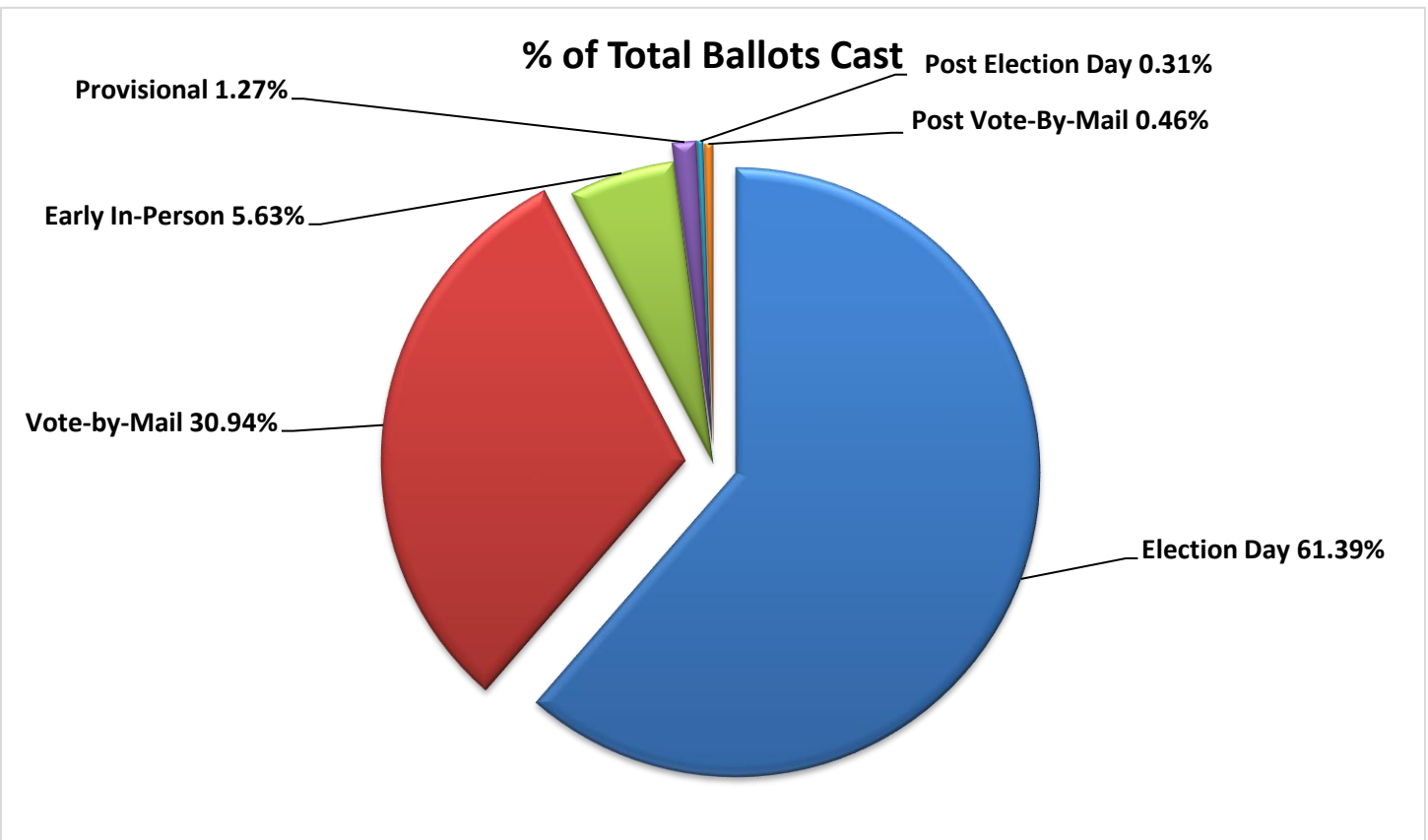
FINAL RESULTS

Official Election Results for the September 14, 2021 Primary Election are attached to the Election Summary Report.

SUMMARY OF OFFICIAL CANVASS

There were a total of 58,437 ballots tabulated for the September 14, 2021 Primary Election. Below is a breakdown of the ballots counted by category and a percentage of the total vote by category.

Category	Ballots Cast	% of Total Ballots Cast
<i>Election Day</i>	35,875	61.39%
<i>Vote-by-Mail</i>	18,078	30.94%
<i>Early In-Person</i>	3,289	5.63%
<i>Provisional</i>	744	1.27%
<i>Post Election Day</i>	184	0.31%
<i>Post Vote-By-Mail</i>	267	0.46%
Total	58,437	

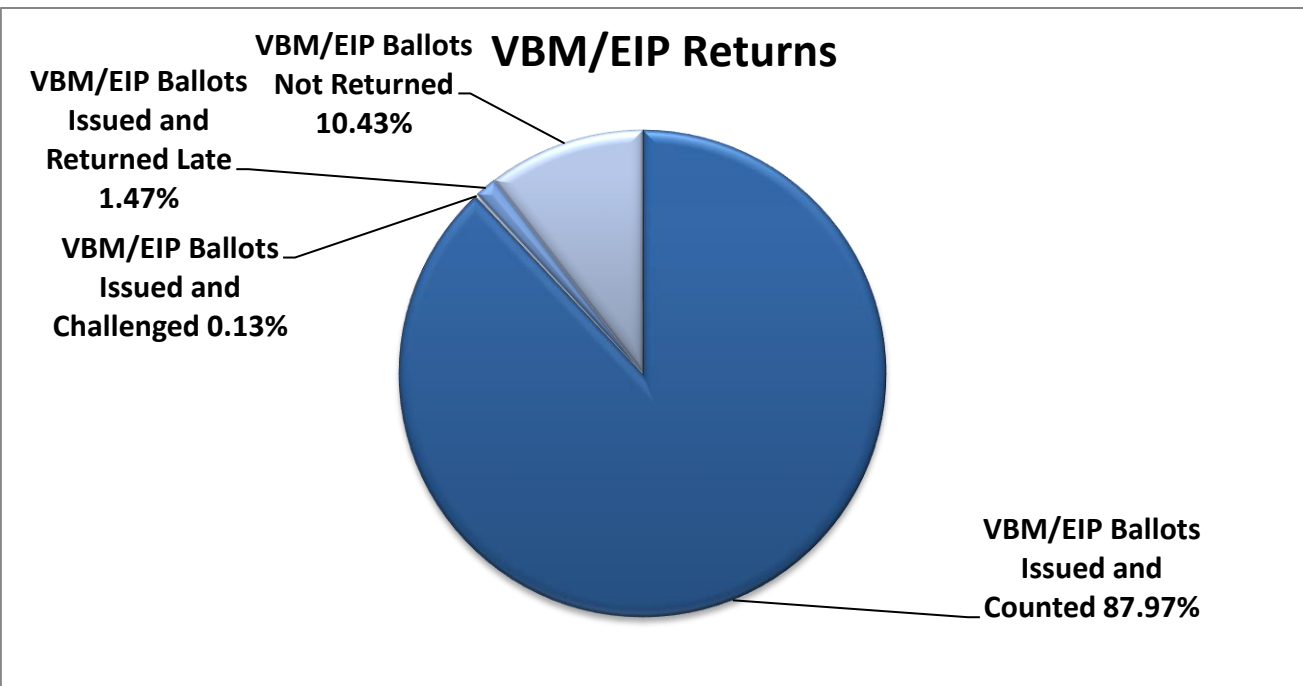


VOTE-BY-MAIL/EARLY IN-PERSON SUMMARY

VBM/EIP Data	Vote by Mail	Early In-Person	Military and Overseas	Total
Issued	21,273	3,289	31	24,593
Returned and Counted	18,337	3,289	8	21,634
Challenged	32	0	0	32
Returned Late	362	0	0	362
Not Returned	2,542	0	23	2,565

VBM/EIP Data - Challenge Rate	
Overall Return Rate	89.57%
Challenge Rate (Total)	1.79%
Challenge Rate (Late Removed)	0.15%

VBM/EIP Ballots Challenged	Number of Challenged Ballots	% of Total Challenged VBM
No ballot returned in ID envelope	7	21.88%
No identification	6	18.75%
ID does not match Registration	5	15.63%
ID Envelope not returned	5	15.63%
No signature	5	15.63%
No Stub on ballot	3	9.38%
Signature does not match Registration	1	3.13%
Voter Moved; Ballot Voted & Returned	0	0.00%
ID Envelope not completed	0	0.00%
Wrong voter completed ID Envelope	0	0.00%
Returned as Undeliverable	0	0.00%
Total	32	

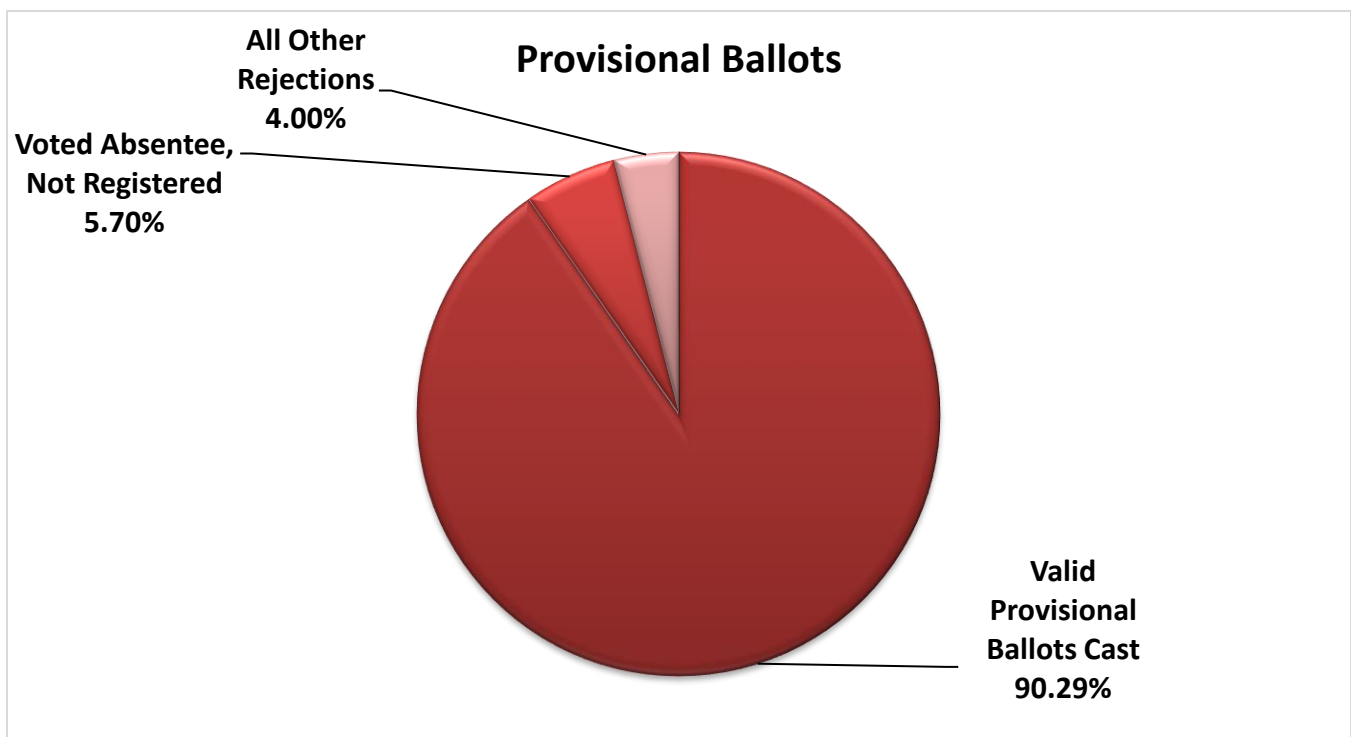


PROVISIONAL VOTING SUMMARY

A total of 824 Provisional Ballots were cast during the September 14, 2021 Primary Election. Of those ballots, 744 (90.29%) were valid and tabulated by the Ballot Department. There were 80 invalid Provisional Ballots, resulting in a 9.71%* rejection rate for this election.

*The Provisional Rejection Rate is 4.00% when provisional voters who have already cast a VBM Ballot or are Not Registered are excluded.

Provisional Data		
Total Provisional Ballots Cast	824	
Valid Provisional Ballots (includes 12 Correct Location Remakes & 13 APRI)	744	90.29%
Wrong Precinct, Correct Location of Valid Provisionals	12	1.61%
Rejected Provisional Ballots	80	9.71%
Rejection Category	Rejected	% of Total Rejections
Not Registered	26	32.50%
Voted Absentee	21	26.25%
Wrong Precinct Wrong Location (4 Form 12-Ds)	14	17.50%
Empty Envelope	4	5.00%
Non-Matching ID	4	5.00%
Missing ID	3	3.75%
No Signature	2	2.50%
Missing Address	2	2.50%
Missing DOB	1	1.25%
Not Eligible for this Election	1	1.25%
Voted Wrong County	1	1.25%
Bad Address	1	1.25%



BALLOT REMAKES

During the election, 55 ballot sheets were processed in accordance with the CCBOE Remake Policy (approved by the Board on May 17, 2013). The overall remake rate for this election was 0.288%. Excluding UOCAVA & Voted For Ineligible Contest, the remake rate for this election was 0.173%.

(*) indicate categories in which no sheets are to be remade, rather the original ballot sheet is tabulated.

Reason for Remake	Number of Remakes	% of Total Remakes
1 - Ballot folded, torn or mutilated.	12	21.82%
2 - Ballot contains indeterminate marks not made by the voter.	-	0.00%
3 - UOCAVA Ballot that cannot be accurately read by automatic tabulating equipment.	9	16.36%
4 - Ballot contains votes for ineligible contest(s).	13	23.64%
5 - Inadvertent mark made by the voter, resulting in the scanner detecting an over vote or an indeterminate mark.	-	0.00%
6 - Voter marked entire ballot contrary to the instruction listed at the beginning of the ballot.	3	5.45%
*7 - Voter marked part of the ballot according to the ballot marking instructions contained on the ballot, and part of the ballot contrary to the instructions.	-	0.00%
*8 - Over vote, voter marked the ballot more than the permissible number of times for a particular contest, and there is no indication of contrary intent.	8	14.55%
9 - Voter marked the ballot more than the permissible number of times for a particular contest, however, the voter also made an indication of contrary intent and the voter's choice can be determined.	10	18.18%
*10 - Voter filled in the oval next to a candidate for an office and also cast a write-in vote for a different candidate for the same office by filling in the oval of, and the writing in of, the name of a write-in candidate.	-	0.00%
11 - Voter filled in the oval next to a candidate for an office and also cast a write-in vote for the same candidate for the same office by filling in the oval of, and the writing in of, the name of a write-in candidate.	-	0.00%
Total	55	100.00%

Category	Remakes Removed	Remake Rate
Regular VBM & Provisional Ballot Scanning	33	0.173%
UOCAVA & Voted For Ineligible Contest	22	0.115%
Total	55	0.288%

Category	Remake Count	Percent of Total
Unofficial Canvass	12	21.82%
Official Canvass	43	78.18%
Total	55	100.000%

OVER VOTES

There were a total of 65 over votes recorded, resulting in a 0.111% over vote rate for the election.

VOTER HISTORY / BALLOT RECONCILIATION

Four hundred forty-two (442) precincts were involved in this election. Voter History is ongoing.

Ballot Reconciliation is currently being conducted.

RECOUNTS

There are no automatic recounts for this election.

The requested recount deadline is Wednesday, October 6th at 4:00 PM.

AUDIT

The post-election audit will be conducted after the November 2, 2021 General Election

The audit will be conducted using the batch-based risk-limiting audit method. The contest to be audited will be randomly selected at the certification board meeting.