

November 8, 2022 Post Election Profile

Updated 12/1/2022

Election Overview

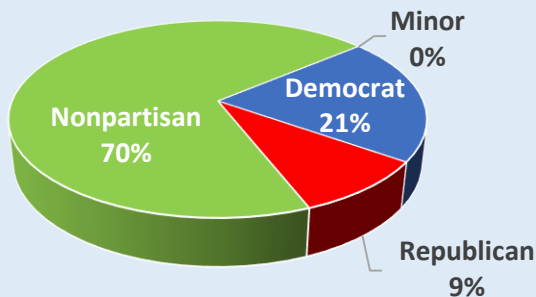
59 Municipalities 975 Precincts
 286 Voting locations 110 Candidates 98 Issues

Registered Voters

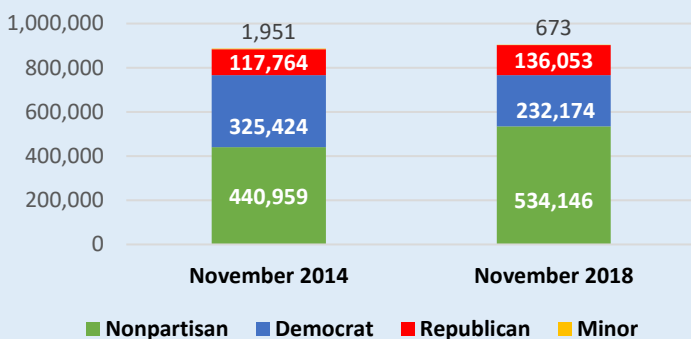
183,523 Democrat 81,668 Republican
 615,207 Nonpartisan 126 Minor Party
 880,524 Registered Voters

416,339 Total Ballots Cast

47% Turnout
 252,180 Election Day (61%)
 135,839 Vote-by-Mail (33%)
 19,918 Early In-Person (5%)
 260,582 Election Day plus 8,402 Provisional (62%)



November Voter Registration History



November Election Voting History

Election Year	Nov. 2014	Nov 2018
Registered Voters	886,098	903,046
Total Ballots Cast	350,534	492,324
Election Day	217,203 (62%)	315,774 (64%)
Vote-by-Mail	127,169 (36%)	157,217 (32%)
Early In-Person	6,162 (2%)	19,333 (4%)

Absentee Voting in the November Election

Early In-Person Voting

Ballots cast by Early In-Person voters: **19,918**

Vote-by-Mail

Vote-by-Mail Ballots requested: 149,265

17% of registered voters have requested ballots

Ballot Requests by Party:

Dem.	Rep.	Nonpartisan	Minor Party
70,216	26,225	52,785	39

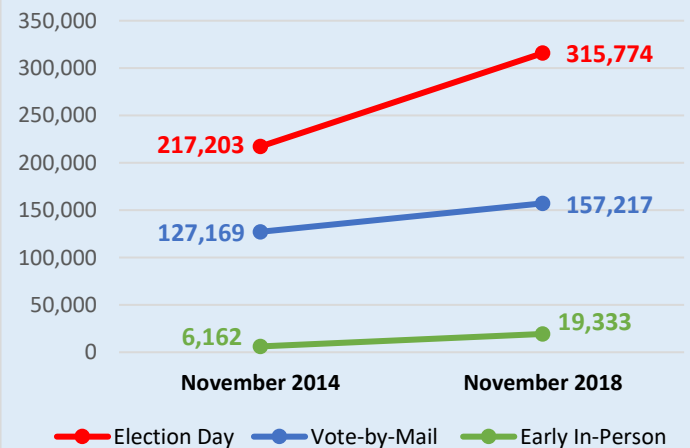
Vote-by-Mail Ballots returned: 137,064

92% of requested ballots have been returned

Ballot Returns by Party:

Dem.	Rep.	Nonpartisan	Minor Party
67,199	25,118	44,709	38

Voting Method Comparisons



Registered Voter Turnout History

