

September 13, 2011 Primary Election Official Canvass Certification Data

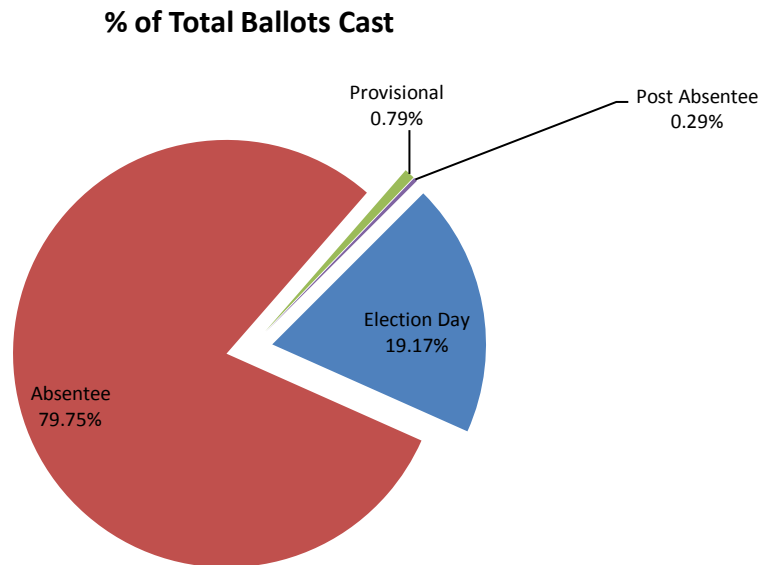
FINAL RESULTS

Final Election Results for the September 13, 2011 Primary Election are attached in the "Election Summary Report."

SUMMARY OF OFFICIAL CANVASS

There were 7,569 ballots counted for the September 13, 2011 Primary Election. Below is a breakdown of the ballots counted by category and a percentage of the total vote by category.

Category	Ballots Cast	% of Total Ballots Counted
<i>Election Day</i>	1,451	19.17%
<i>Absentee</i>	6,036	79.75%
<i>Provisional</i>	60	0.79%
<i>Post Absentee</i>	22	0.29%
<i>Post Election Day</i>	0	0.00%
Total	7,569	



ABSENTEE / VOTE BY MAIL

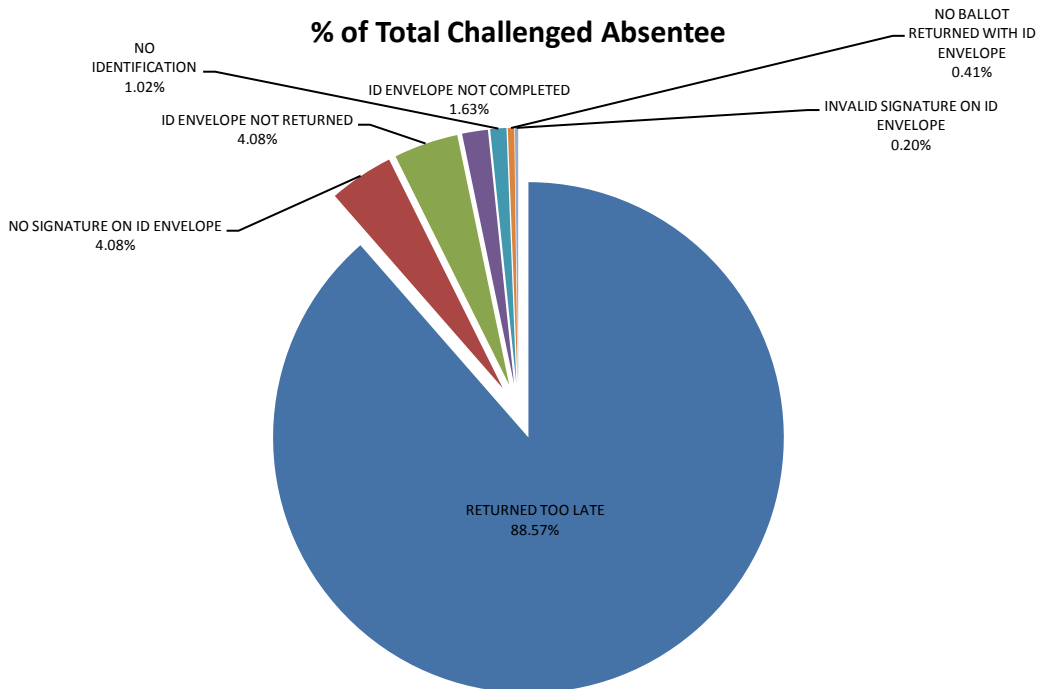
The Cuyahoga County Board of Elections received a total of 8,555 valid Absentee/Vote by Mail applications. Of those requests, 6,548 ballots were returned (76.54%). The Ballot Department tabulated 6,058 Absentee / Vote by Mail Ballots (70.81%). There were 490 ballots challenged in this election resulting in a challenge rate of 7.48%* for this election. Details of the challenges are below.

*The Absentee Ballot Challenge Rate is 0.91% when the Absentee Ballots postmarked after the deadline are excluded.

Absentee Challenge Category	Number of Challenged Ballots	% of Total Challenged Absentee
RETURNED TOO LATE*	434	88.57%
NO SIGNATURE ON ID ENVELOPE	20	4.08%
ID ENVELOPE NOT RETURNED	20	4.08%
ID ENVELOPE NOT COMPLETED	8	1.63%
NO IDENTIFICATION	5	1.02%
NO BALLOT RETURNED WITH ID ENVELOPE	2	0.41%
INVALID SIGNATURE ON ID ENVELOPE	1	0.20%

Total

490



PROVISIONAL VOTING SUMMARY

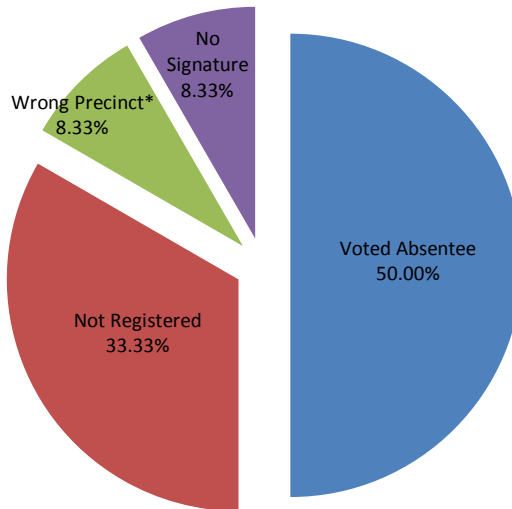
A total of 72 Provisional Ballots were cast on Election Day. Of those ballots, 60 (83.33%) were tabulated by the Ballot Department. There were twelve (12) rejected Provisional Ballots resulting in a 16.67%* rejection rate for this election. Details of the rejections are below.

* The Provisional Ballot Rejection Rate is 9.09% when Provisional Voters who have already cast an Absentee Ballot are excluded.

** There were not any ballots rejected for being cast in the wrong precinct but correct location in this election.

Reason for Rejection	# Rejected	% of Total Provisional Rejections
<i>Voted Absentee*</i>	6	50.00%
<i>Not Registered</i>	4	33.33%
<i>Wrong Precinct**</i>	1	8.33%
<i>No Signature</i>	1	8.33%
Total	12	

% of Total Provisional Rejections



BALLOT REMAKES

During the election, three (3) ballots were processed in accordance with the CCBOE Remake Procedure (approved by the Board on August 4, 2010). All three (3) ballots were processed during the Unofficial Canvass. The following is a breakdown by category:

Reason for Remake	Number of Remakes	% of Total Remakes
1 - Ripped or torn ballot.	1	33.33%
5 - A dot or resting mark occurs on one contest. (Run ballot as is.)	1	33.33%
7 - Dash marks are made outside of the ovals and nothing is inside of the ovals.	1	33.33%
Total	3	

OVER VOTES

Eight (8) over votes were recorded resulting in a 0.09% over vote rate for the election. The exact number of over voted ballots is unknown as the Unity system reports over votes on a per-contest basis, thus a ballot containing multiple over votes is recorded multiple times. Details of the over votes by contest are below:

Contest	# of Over Votes	Total Votes	Over Vote %
Broadview Heights - Mayor	2	4,185	0.05%
Middleburg Heights - President of Council	3	1,912	0.16%
Broadview Heights - Council Ward 2	2	1,220	0.16%
Fairview Park - Council Ward 1	0	518	0.00%
Fairview Park - Council Ward 3	0	552	0.00%
Garfield Heights - Council Ward 3	1	391	0.26%
Total	8	8,778	0.09%

POLL BOOK JUSTIFICATION AND BALLOT RECONCILIATION

There were a total of thirty-seven (37) precincts involved in this election. The number of signatures in the Poll Books matched the number of Ballots Cast in all precincts.

Every ballot ordered for each precinct, Election Day and In-House, has been accounted for in the Ballot Reconciliation process (ballots ordered = ballots voted + ballots soiled).

RECOUNTS

There are no automatic recounts for the September 13, 2011 Primary Election. The deadline for Requested Recounts is Tuesday, October 4, 2011 at 4:30 PM.

AUDITS

The Post-Election Audit for the September 13, 2011 Primary Election will begin on Tuesday, October 11, 2011 at 9:30 AM.