



## October 14, 2008 Special Primary Election

### 11<sup>th</sup> Congressional District Special Primary Election Information

- **492,429** Number of Registered Voters for Election
- 186,255 Democrats
- 20,437 Republicans
- 201,722 Non-Partisan
- 84,015 No Party
  
- **645** Voting Precincts
- **291** Voting Locations

#### Ballots Cast for the 11<sup>th</sup> District and Cleveland Ward 7

- **17,636** Ballots Cast Total
- **13,302** Election Day (includes 963 provisional ballots)
- **4,334** Vote by Mail (25%)

#### 4% Voter Turnout

#### Ballot Profile

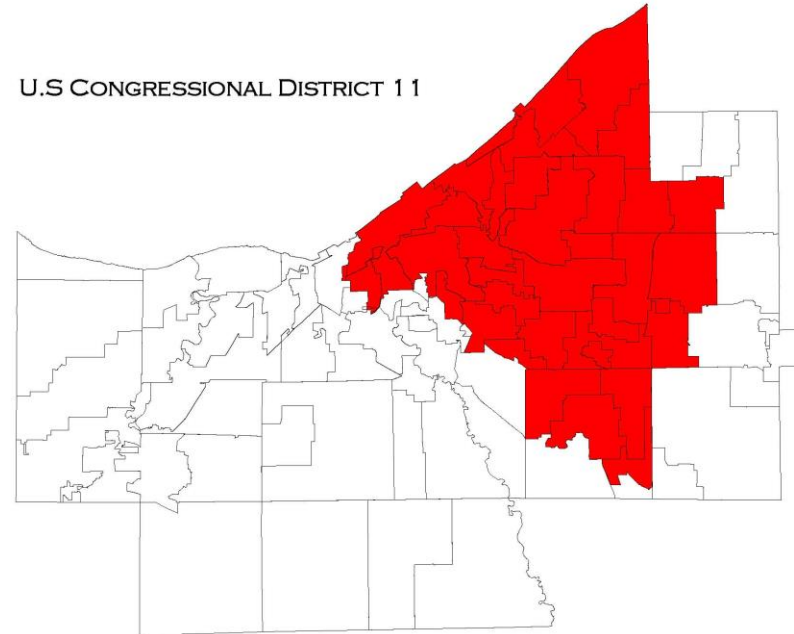
- 15 Candidates (includes 1 write-in candidate and 4 withdrawn candidates) For **Unexpired Congressional Term** ending 1/3/2009
- 10 Candidates for **Cleveland City Council Ward 7**

#### 23 Municipalities in the 11<sup>th</sup> Congressional District

All or part of the following cities and villages are in the 11<sup>th</sup> District:

Beachwood, Bedford, Bedford Heights, Bratenahl, Cleveland, Cleveland Heights, East Cleveland, Euclid, Garfield Heights, Highland Hills, Lyndhurst, Maple Heights, Mayfield Heights, North Randall, Oakwood, Orange, Pepper Pike, Richmond Heights, Shaker Heights, South Euclid, University Heights, Warrensville Heights, Woodmere

U.S CONGRESSIONAL DISTRICT 11





## October 14, 2008 Special Primary Election

### 11<sup>th</sup> Congressional District Special Primary Election Information

#### Election Deadlines

- **10/11/2008** - Vote by Mail/Absentee closes

#### Election Day Workers

• Presiding Judges	<b>645</b> Needed	<b>644</b> Placed	<b>99</b> %
• Judges	<b>1935</b> Needed	<b>1973</b> Placed	<b>100</b> %
• Polling Location Coordinators	<b>291</b> Needed	<b>283</b> Placed	<b>97</b> %
• Voter Assistance Judge	<b>291</b> Needed	<b>289</b> Placed	<b>99</b> %
• Rovers	<b>99</b> Needed	<b>124</b> Placed	<b>100</b> %

#### Voting Devices

- Optical scan paper ballots will be issued at the polling locations
- **1** Election Systems and Software (ES&S) Model 100 precinct based scanner per precinct
- **1** ES&S AutoMark voting device at every polling location for ADA compliance.

#### Vote by Mail

- **5,042** Ballots Requested
- **4,363** Ballots Returned
- **25** Challenged
- **1,816** In-house voters





## October 14, 2008 Special Primary Election

### 11<sup>th</sup> Congressional District Special Primary Election Historic Perspective: Registered Voters vs. Ballots Cast in 11<sup>th</sup> Congressional District General Elections 2004 - 2008

2004 General Election	
<b>444,760</b>	Registered Voters
107,079	Democrats
14,825	Republicans
281,668	Non-Partisan
41,188	No Party
<b>299,270</b>	Ballots Cast
<b>67 % Voter turnout</b>	
<b>Absentee</b>	
<b>40,157</b>	Requested
<b>36,155</b>	Returned
<b>90 % Absentee ballots returned</b>	

2006 General Election	
<b>462,179</b>	Registered Voters
115,869	Democrats
18,898	Republicans
256,391	Non-Partisan
71,021	No Party
<b>175,973</b>	Ballots Cast
<b>38 % Voter turnout</b>	
<b>Absentee</b>	
<b>42,883</b>	Requested
<b>36,127</b>	Returned
<b>84 % Absentee ballots returned</b>	

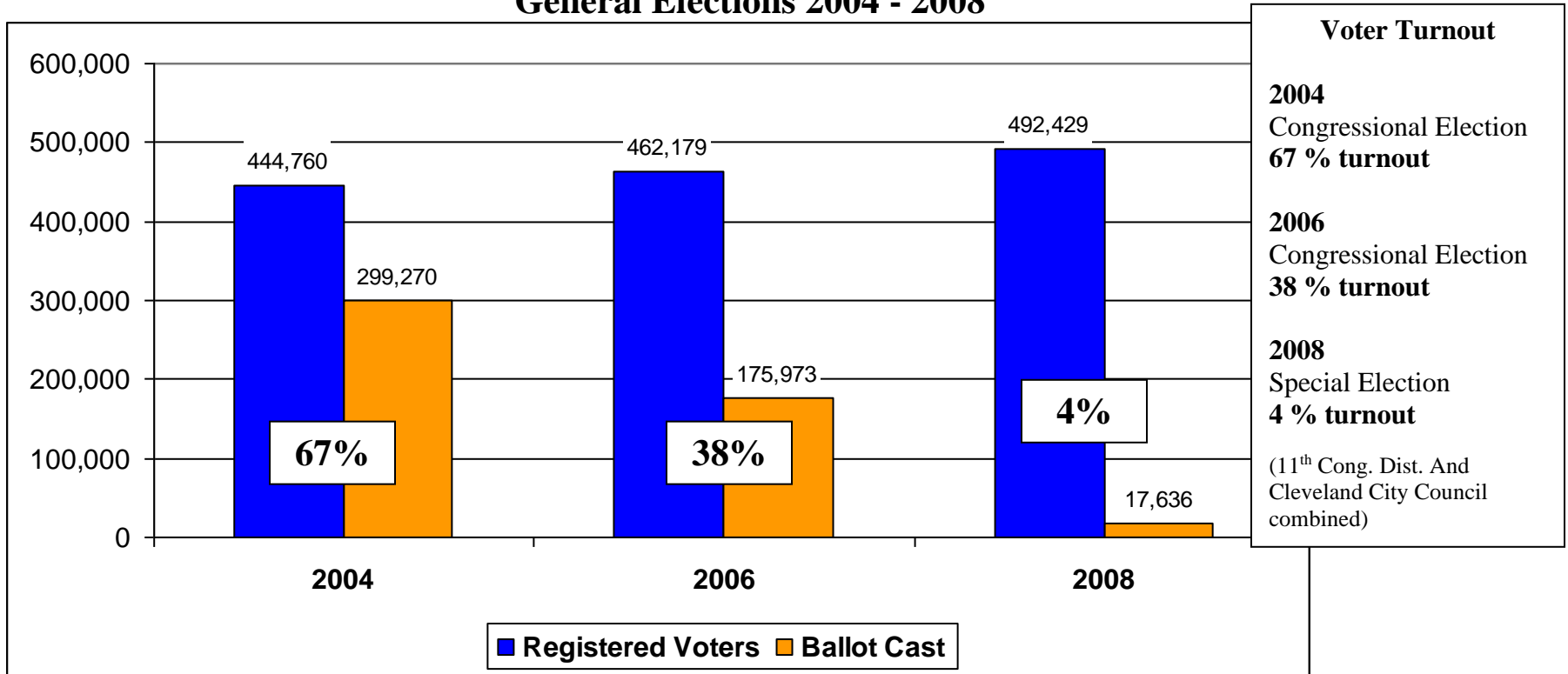
2008 General Election	
<b>508,770</b>	Registered Voters
186,468	Democrats
20,374	Republicans
201,841	Non-Partisan
100,087	No Party
362,128	Active
141,879	Inactive
4,763	Pending
<b>Vote by Mail/Absentee</b>	
<b>5,042</b>	Requested
<b>4,363</b>	Returned
<b>25</b>	Challenged
<b>1,816</b>	In House Voters
<b>87 % Ballots returned</b>	





### October 14, 2008 Special Primary Election

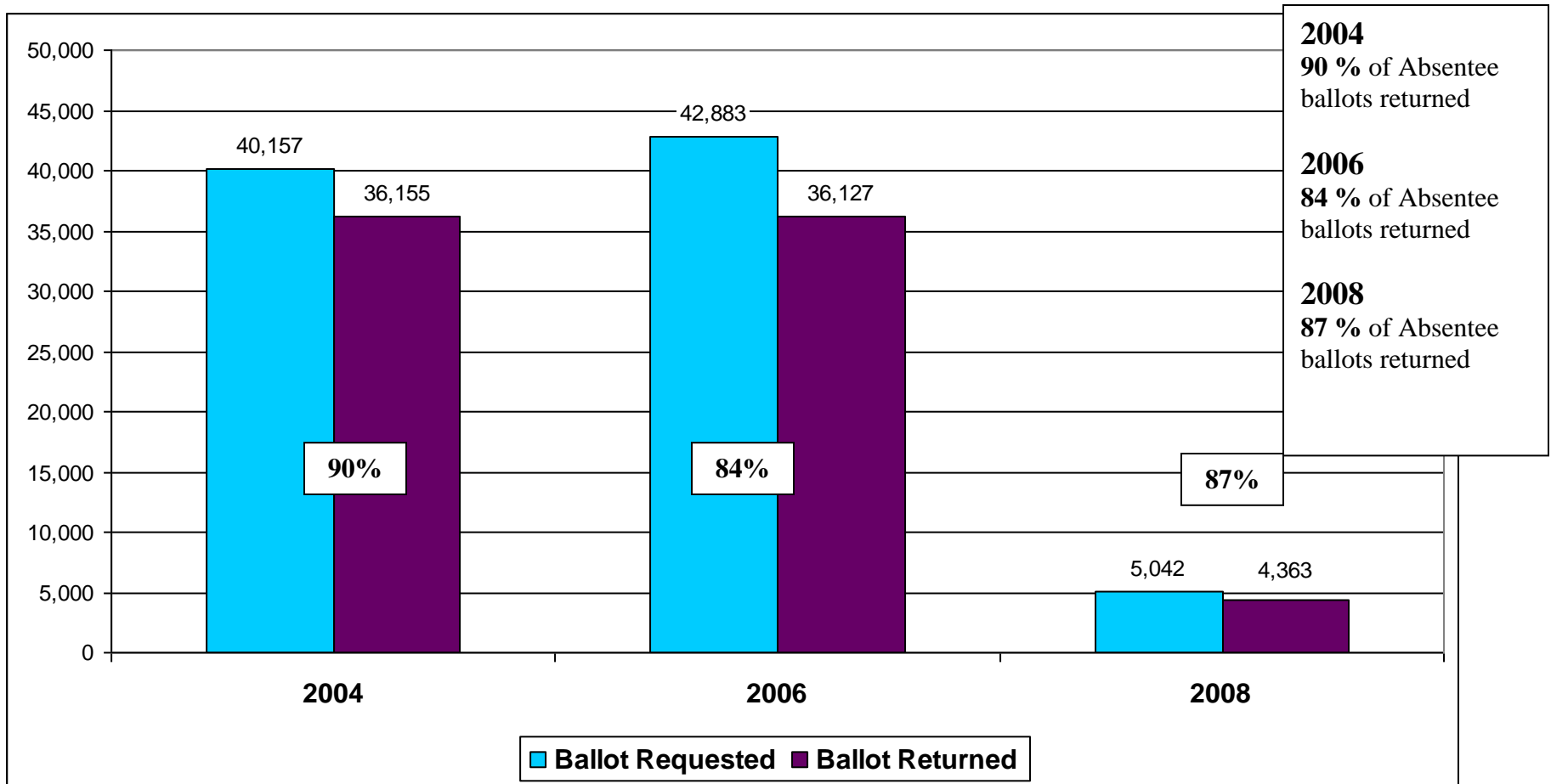
## 11<sup>th</sup> Congressional District Special Primary Election Historic Perspective: Registered Voters vs. Ballots Cast in 11<sup>th</sup> Congressional District General Elections 2004 - 2008





## October 14, 2008 Special Primary Election

### 11<sup>th</sup> Congressional District Special Primary Election Historic Perspective: Absentee Ballots Requested vs. Ballots Returned 11<sup>th</sup> Congressional District General Elections 2004 - 2008



Community Outreach Division

2925 Euclid Avenue • Cleveland, Ohio 44115-2497 • (216) 443-3200

boe.cuyahogacounty.us • Ohio Relay Service 711





## October 14, 2008 Special Primary Election

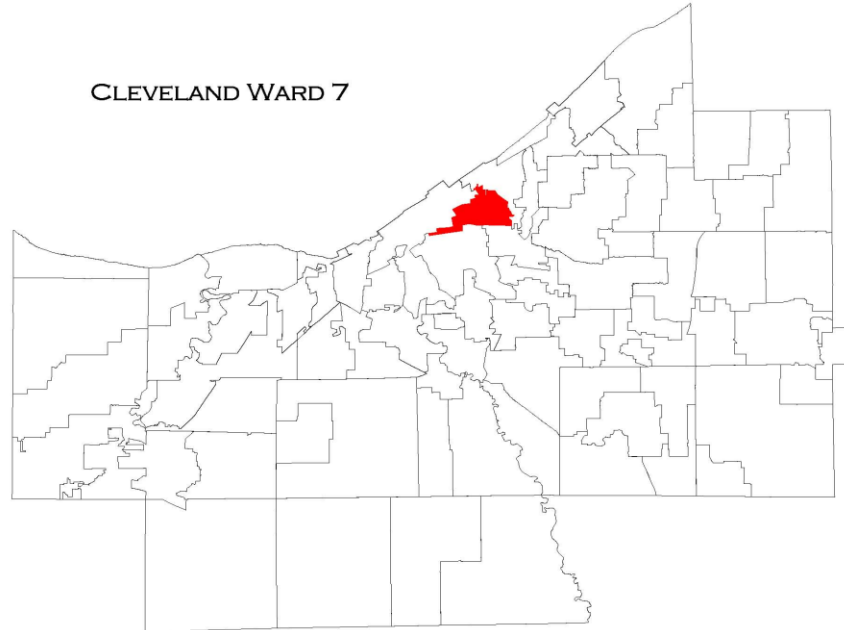
### Cleveland Ward 7 Special Election Information

- **19,232** Number of Registered Voters for Election
- **5,389** Democrats
- **107** Republicans
- **8,717** Non-Partisan
- **5,019** No Party
- **24** Voting Precincts
- **15** Voting Locations

#### Ballot Profile

- 10 Candidates
- 0 Issues

CLEVELAND WARD 7



#### Election Deadlines

**10/11/2008** Vote by Mail/Absentee closes





## October 14, 2008 Special Primary Election

### Cleveland Ward 7 Special Election Information

#### Election Day Workers

• Presiding Judges	24 Needed	24 Placed	100 %
• Judges	72 Needed	72 Placed	100 %
• Number of Polling Location Coordinators	15 Needed	15 Placed	100 %
• Voter Assistance Judges	15 Needed	15 Placed	100 %

#### Voting Devices

- Optical scan paper ballots will be issued at the polling locations
- 1 Election Systems and Software (ES&S) Model 100 precinct based scanner per precinct
- 1 ES&S AutoMark voting device at every polling location for ADA compliance.

#### Vote by Mail

- 327 Vote by Mail Ballots Requested
- 210 Ballots Returned
- 99 In-house voters





**October 14, 2008 Special Primary Election**

**Cleveland Ward 7 Special Election Information**

**Estimated Election Costs**

Poll Workers & Polling Location Coordinators	\$23,892
Election Day Ballots	\$9,777
Election Day Support from the Vendor (estimate)	\$7,500
Sheriffs Deputy (Security Detail & Election Day Detail)	\$6,624
Voting Locations @ \$300 each	\$4,500
Miscellaneous Election Day Supplies (estimate)	\$2,400
ES&S Memory Cards (\$90.00)	\$2,376
Trainers for Poll workers	\$2,304
Absentee Ballots (estimate)	\$1,955
Drop-off election equipment	\$1,875
Postage for Absentee Ballots (estimate)	\$1,721
Stand-by Poll Workers @ \$50 each	\$1,200
Test Decks for Election Day Ballots	\$250
In-House Absentee Ballots (estimate)	\$240
Poll Books	\$960
AT&T Phone Installations	\$825
Election Day Drop-Off Captains, Assistant Captains, and Rovers	\$520
Cell Phone Communications	\$480
Cargo Vans	\$400
ES&S Paper Rolls (700 @ \$3.00)	\$79
Legal Notice (estimate)	\$500
Temporary BOE Employees (estimate)	-
<b>Total</b>	<b>\$70,378</b>
<b>Total Per Precinct</b>	<b>\$2,932</b>







## October 14, 2008 Special Primary Election

### Cleveland Ward 07 Special Election Information Historic Perspective: Registered Voters vs. Ballots Cast for City Council General Elections

