

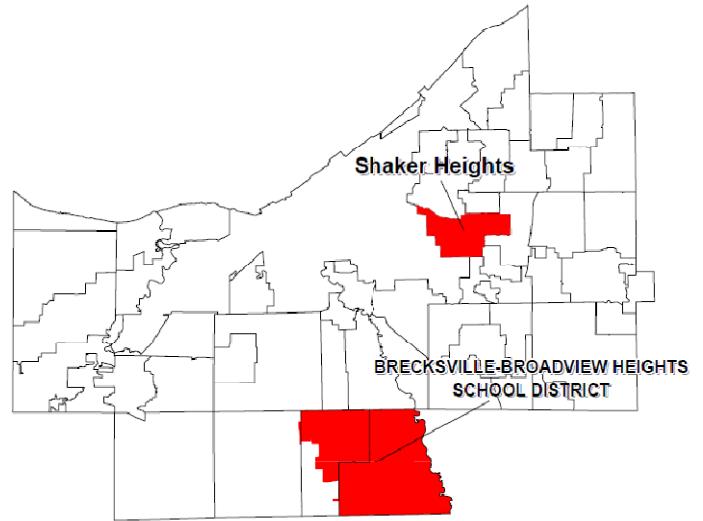
## 41,825 Total Registered Voters

- 4 Total Municipalities
- 46 Total Precincts
- 17 Total Voting Locations

### 2 Issues

- 1 School Issue
- 1 Municipal Tax Issue

- 11,920 Total Ballots Cast/28% Turnout
- 9,801 Election Day/82% cast on Election Day
- 2,119 Cast by Mail/18% cast by mail
- 147 Cast Provisional/1% of total ballots cast  
(The number of provisional ballots are included the Election Day total.)



### Brecksville-Broadview Heights City School District:

- 19,666 registered voters
  - **Brecksville** 11 Precincts
  - **Broadview Heights** 10 Precincts
- Excludes Broadview Hts. 1B, 3B, 4A, 4C, and 4D which are in the North Royalton School District.
- **North Royalton** 1 Precinct  
North Royalton Ward 2 Precinct D only

### City of Shaker Heights Municipal Tax Issue

- 22,159 registered voters
- **Shaker Heights** 24 Precincts

### Registered Voters by Party:

- 17,170 Democrat
- 8,823 Republican
- 15,768 Nonpartisan
- 26 Libertarian
- 13 Constitution
- 24 Green
- 1 Socialist

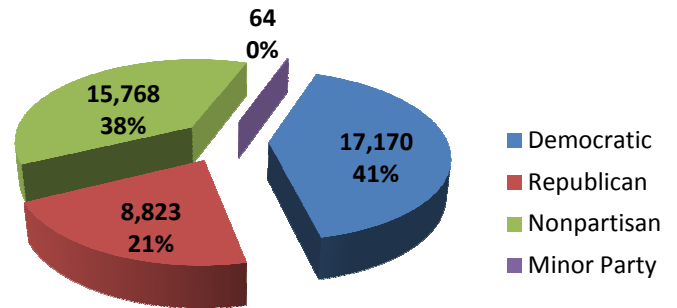
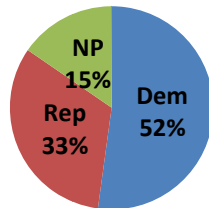
### Vote by Mail Ballot Requests: 2,300

#### By City:

- 550 Brecksville
- 520 Broadview Hts.
- 9 North Royalton
- 1,221 Shaker Hts.

#### By Party:

- 1,200 Democrat
- 746 Republican
- 352 Nonpartisan
- 2 Minor Party



**In-House/Early Voters: 112** (Included in Total Ballots Returned)

### Voter turnout based on Vote by Mail: 5%

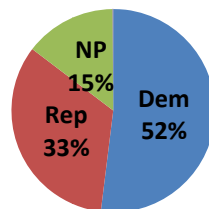
### Vote by Mail Ballots Returned: 2,119

#### By City:

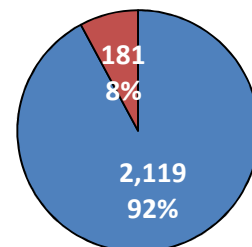
- 512 Brecksville
- 502 Broadview Hts.
- 9 North Royalton
- 1,096 Shaker Hts.

#### By Party:

- 1,101 Democrat
- 708 Republican
- 308 Nonpartisan
- 2 Minor Party



- Vote by Mail Returned Valid
- Vote by Mail Requested, Not Returned



### 33 Challenged Absentee Ballots

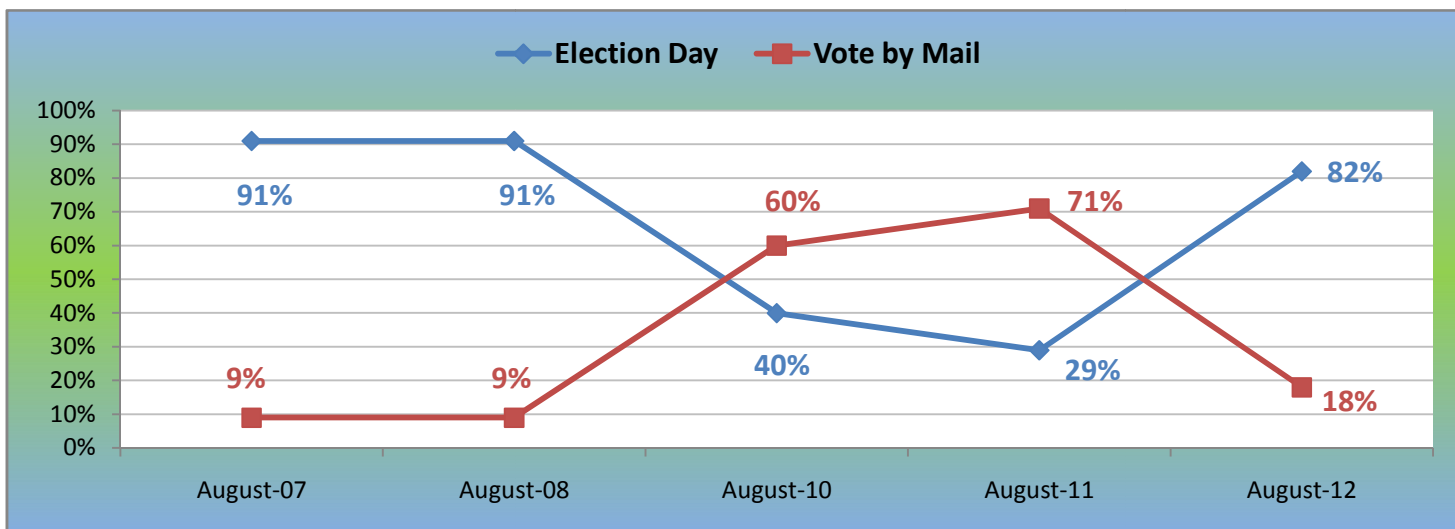
- 19 Returned too late
- 6 No signature on the ID envelope
- 4 No identification
- 3 ID envelope not returned
- 1 No printed name on the ID envelope

### 35 Challenged Provisional Ballots

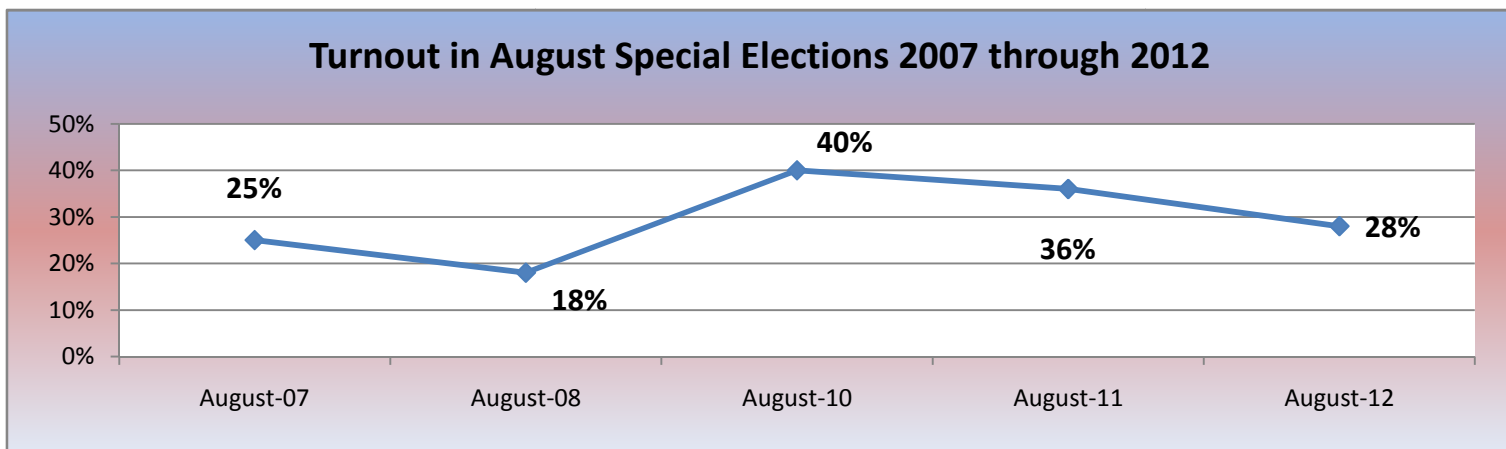
- 28 Not registered to vote
- 4 Voted Absentee
- 2 Not eligible – 17 years old
- 1 Voted in the wrong precinct

## Vote by Mail Turnout Compared to Election Day Ballots Cast in August Elections 2007 – 2012\*

\*There was no August Special Election held in 2009



## Turnout in August Special Elections 2007 through 2012



### Voter Turnout History in August Special Elections 2007 - 2011

#### August 2007 (1 municipality)

• 37,275	<b>Registered Voters</b>	<b>Ballots Cast</b>
• 25%	<b>Total Turnout</b>	9,444
• 9%	Vote by Mail	819
• 91%	Election Day	8,625

#### August 2010 (2 municipalities)

• 29,166	<b>Registered Voters</b>	<b>Ballots Cast</b>
• 40%	<b>Total turnout</b>	11,749
• 60%	Vote by Mail	7,046
• 40%	Election Day	4,703

#### August 2008 (4 municipalities)

• 37,741	<b>Registered Voters</b>	<b>Ballots Cast</b>
• 18%	<b>Total turnout</b>	6,783
• 9%	Vote by Mail	581
• 91%	Election Day	6,202

#### August 2011 (9 municipalities)

• 72,414	<b>Registered Voters</b>	<b>Ballots Cast</b>
• 36%	<b>Total turnout</b>	25,797
• 71%	Vote by Mail	18,212
• 29%	Election Day	7,585