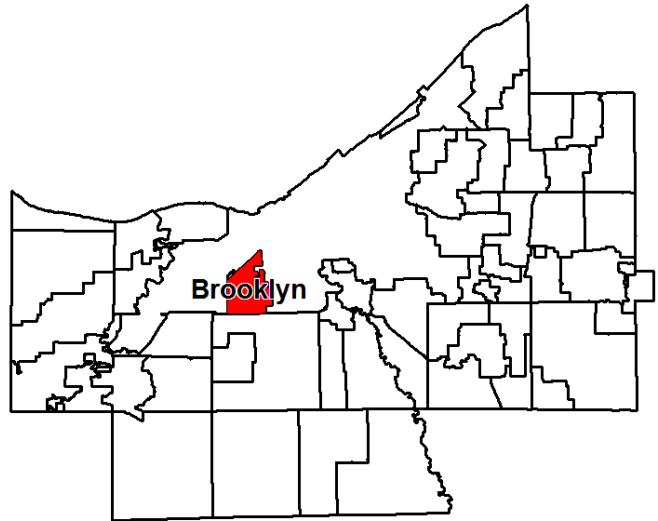


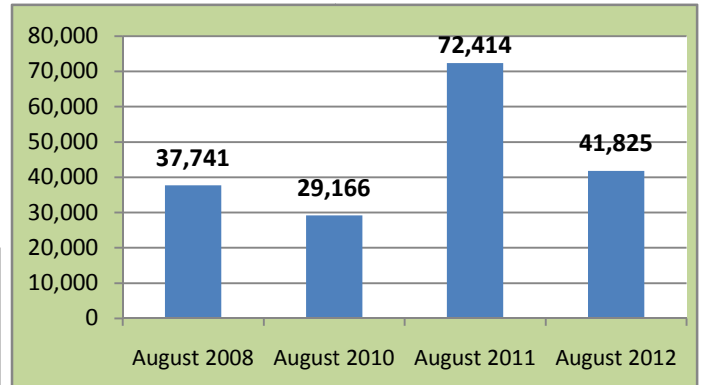
- 7,358 Registered voters
- 1 Municipality (Brooklyn)
- 8 Precincts
- 3 Voting locations
- 1 Issue (Brooklyn City Schools tax levy renewal)
- 1,215 Ballots cast
- 16% Turnout
 - 803 Election Day (66%) includes 3 Provisional
 - 412 Vote by Mail (34%)



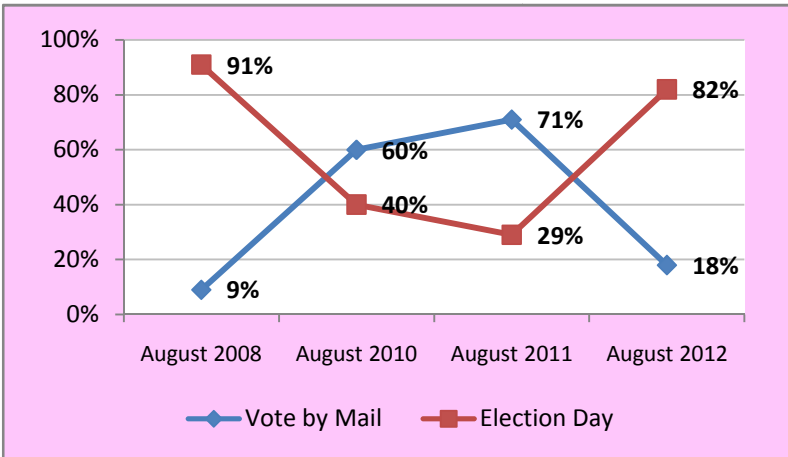
Vote by Mail:

- 1 In-house voter
In-house voters are included in Ballots Returned
- 441 Vote by Mail Ballot Requests
6% of registered voters have requested a ballot
- 412 Vote by Mail Ballots Returned (93%)

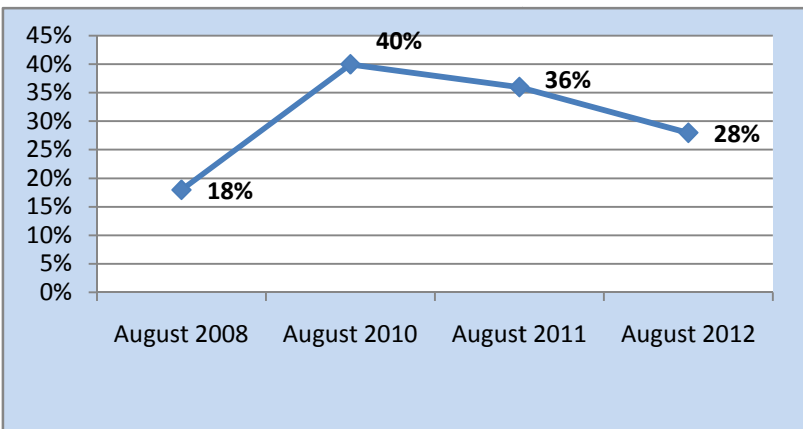
Voter Registration Trends in August Special Elections 2008 – 2012 (There was no August Election in 2009)



Vote by Mail Trends in August Special Elections 2008 - 2012



Voter Turnout Trends in August Special Elections 2008 - 2012



August 2012 (4 municipalities)

41,825 Registered Voters		Ballots Cast	
28%	Total turnout	11,920	
18%	Vote by Mail	2,119	
82%	Election Day	9,801	

August 2011 (9 municipalities)

72,414 Registered Voters		Ballots Cast	
36%	Total turnout	25,797	
71%	Vote by Mail	18,212	
29%	Election Day	7,585	

August 2010 (2 municipalities)

29,166 Registered Voters		Ballots Cast	
40%	Total turnout	11,749	
60%	Vote by Mail	7,046	
40%	Election Day	4,703	

August 2008 (4 municipalities)

37,741 Registered Voters		Ballots Cast	
18%	Total turnout	6,783	
9%	Vote by Mail	581	
91%	Election Day	6,202	