

- 459 Registered voters
- 1 Municipality
(Cuyahoga Heights proposed income tax increase)
- 1 Precinct
- 1 Voting location
- 1 Issue

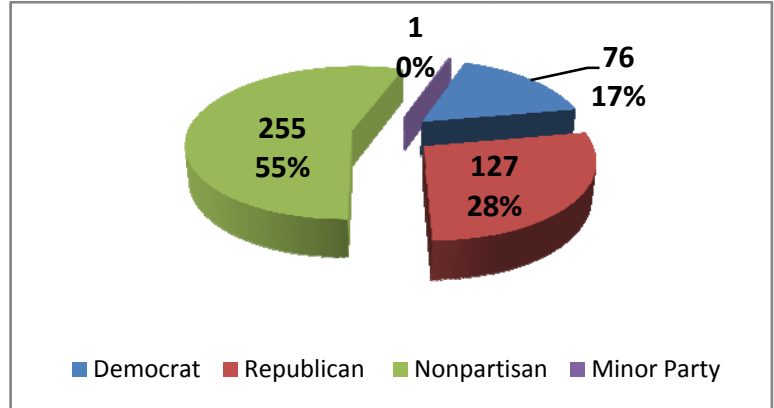
150 Ballots cast

33% Turnout

137 Election Day ballots (91%)

Election Day includes 1 provisional ballot

13 Vote by mail ballots (9%)



0 Early Voters

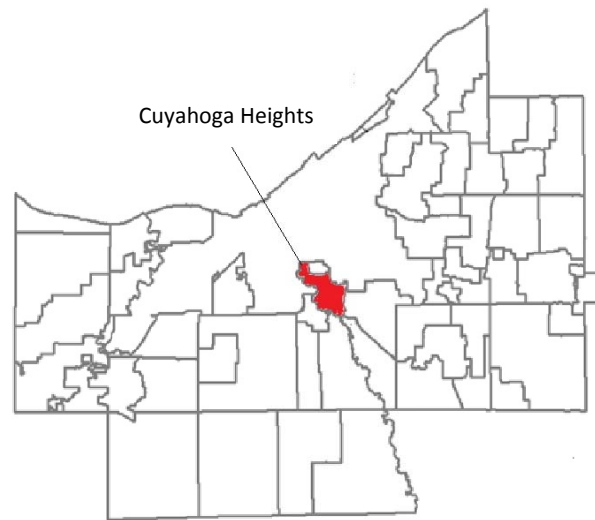
Vote by Mail:

Requests: 14

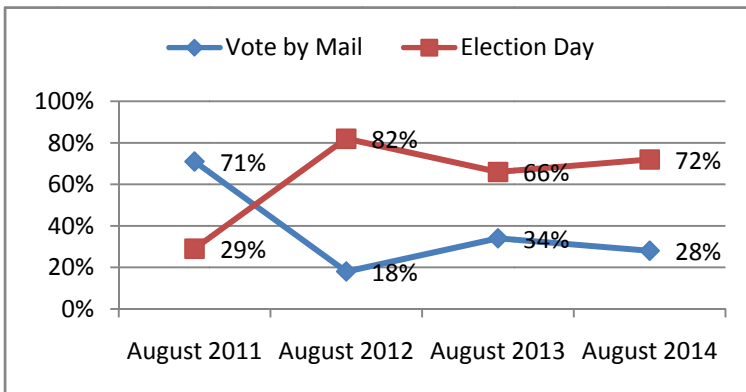
3% of voters requested ballots

Returned valid: 13

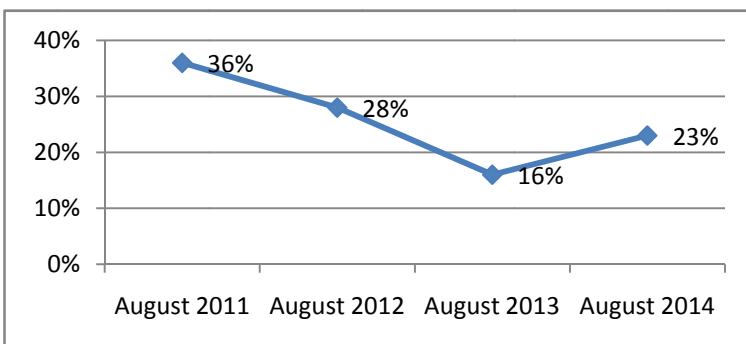
93% of ballots were returned valid



Vote by Mail Trends in August Special Elections 2011 - 2014



Voter Turnout Trends in August Special Elections 2011 - 2014



August 2014 (3 municipalities)

28,409 Registered Voters **Ballots Cast**

23% Total turnout 6,403

28% Vote by Mail 1,860

72% Election Day 4,587

August 2013 (1 municipality)

7,358 Registered Voters **Ballots Cast**

16% Total turnout 1,215

34% Vote by Mail 412

66% Election Day 803

August 2012 (4 municipalities)

41,825 Registered Voters **Ballots Cast**

28% Total turnout 11,920

18% Vote by Mail 2,119

82% Election Day 9,801

August 2011 (9 municipalities)

72,414 Registered Voters **Ballots Cast**

36% Total turnout 25,797

71% Vote by Mail 18,212

29% Election Day 7,585