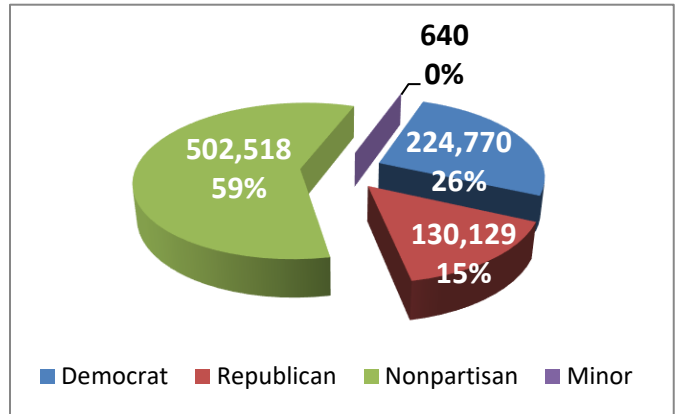


975 Precincts
301 Polling Locations
59 Municipalities

858,057 Registered voters

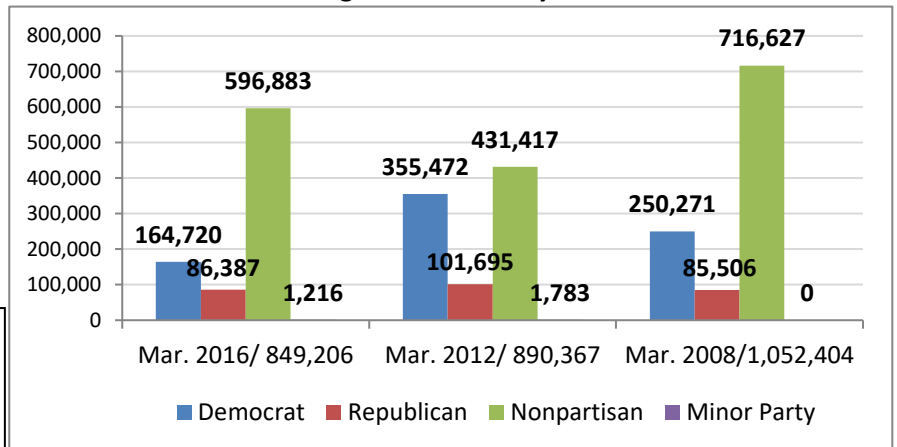
224,770 Democrat
130,129 Republicans
502,518 Nonpartisan
640 Minor party



488: Candidates

- 16 Presidential
- 17 US House of Representatives
- 27 State Senate and House Representative
- 10 County Council, including Prosecutor
- 38 Judicial
- 16 Republican State Central Committee
- 7 Libertarian State Central Committee
- 1 State Board of Education
- 356 Republican County Central Committee

Voter Registration History in March Primaries



33: Issues

- 24 Municipal
- 8 School
- 1 County

23% Turnout

196,791 Total ballots cast
183,182 Vote-by-Mail 93%
10,849 Early In-Person 6%
2,760 Provisional 1%

Vote-by-Mail and Early In-House Voting

10,849: Early, in-house voters

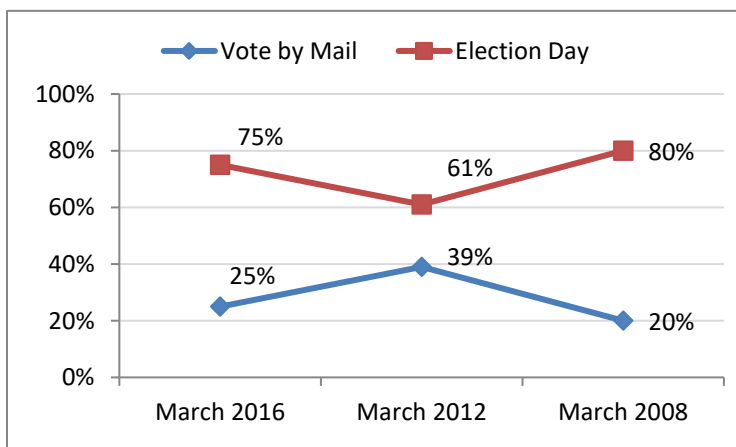
215,426: Ballots Requested
(25%) of registered voters requested ballots

Dem.	Rep.	Nonpartisan	Minor party
156,510	44,179	14,455	284

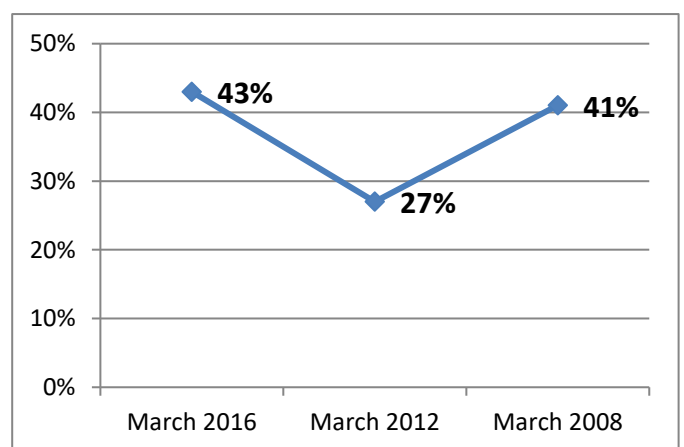
197,117 Ballots returned (92%) (includes challenged ballots)

Dem.	Rep.	Nonpartisan	Minor party
143,681	40,661	12,561	214

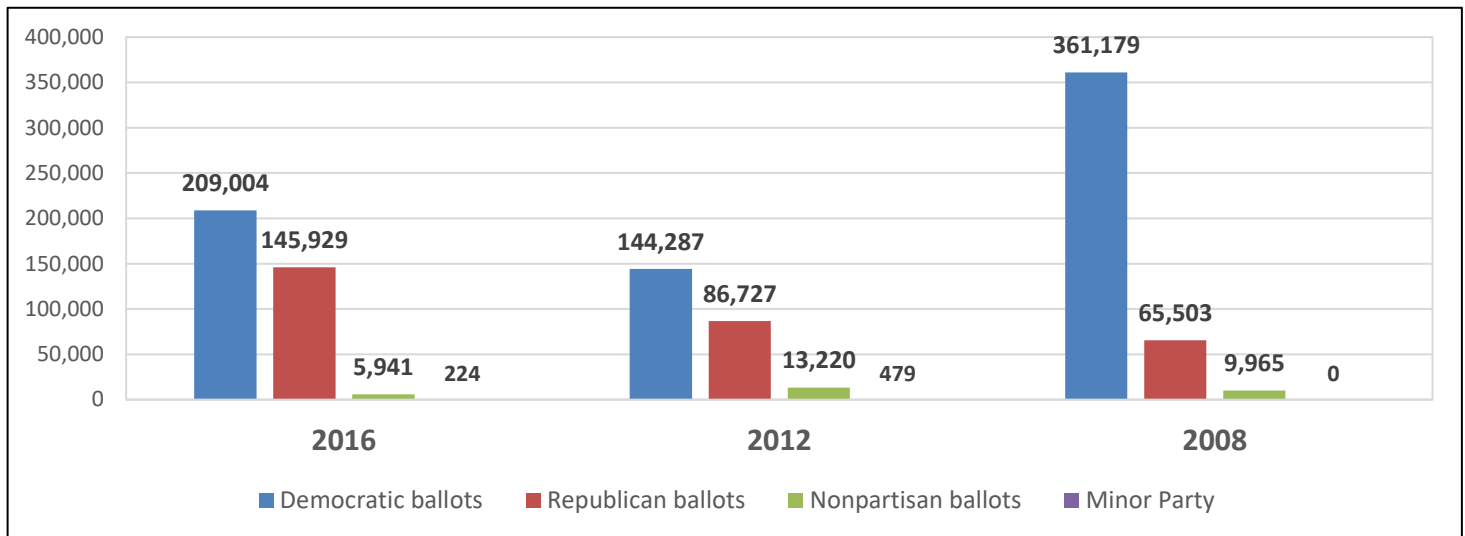
Vote by Mail History in March Primaries



Voter Turnout History in March Primaries



Ballots cast by ballot type in March Partisan Primary Elections



2016 March Primary
 849,206 Registered Voters

361,098 Total ballots cast
 209,004 Democratic ballots cast
 145,929 Republican ballots cast
 5,941 Nonpartisan ballots cast
 224 Green Party ballots cast

2012 March Primary
 890,367 Registered Voters

244,713 Total ballots cast
 144,287 Democratic ballots cast
 86,727 Republican ballots cast
 13,220 Nonpartisan ballots cast
 479 Minor party ballots cast

2008 March Primary
 1,053,232 Registered Voters

436,647 Total ballots cast
 361,179 Democratic ballots cast
 65,503 Republican ballots cast
 9,965 Nonpartisan ballots cast

2016 March Primary

361,098 Total ballots cast

272,184 Cast Election Day
 82,607 Cast by Mail
 6,307 Cast Early In-House
 8,421 Cast Provisional
 (Provisional are included in the Election Day total)

2012 March Primary

244,713 Total ballots cast

148,650 Election Day
 94,685 Cast by mail
 1,378 Early In-house
 3,948 Cast Provisional
 (Provisional are included in the Election Day total)

2008 March Primary

436,647 Total ballots cast

347,438 Cast Election Day
 85,186 Cast by Mail
 4,023 Cast Early In-House
 23,993 Cast Provisional
 (Provisional are included in the Election Day total)

