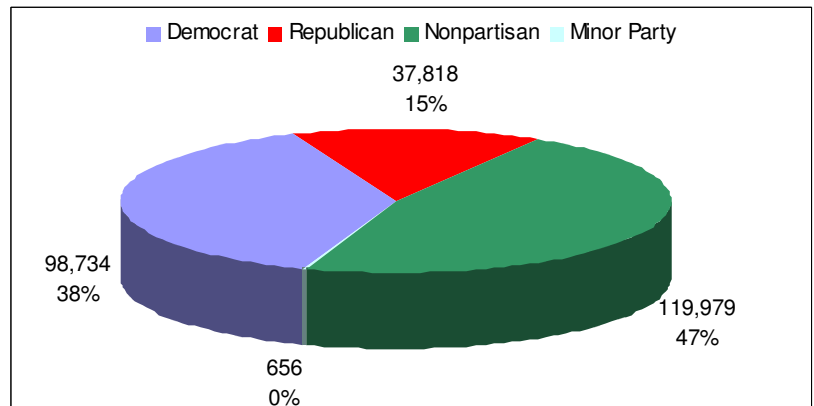


292 Precincts in the Election
116 Voting Locations in the Election
17 Municipalities

- **77,435 Total ballots cast**
- **30% Total turnout**
- **25,870 Cast Election Day 33%**
- **50,755 Cast by mail and in-house 66%**
- **810 Provisional 1%**
- **26,680 Election Day & Provisional 34%**

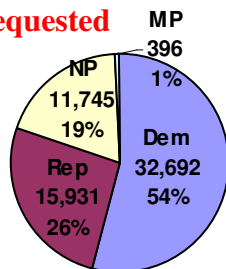
- **39 Candidates**
- **4 Municipal Primaries**
- **13 Issues**
- **8 School Issues**
- **5 Municipal Issues**

Voter Registration for May 3, 2011



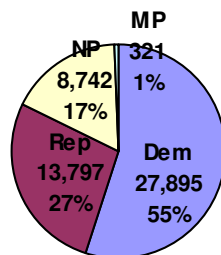
60,764 Vote by Mail Ballots Requested

- 32,692 By Democrats
- 15,931 By Republicans
- 11,745 By Nonpartisans
- 396 By Minor Party



50,755 Vote by Mail Ballots Returned 84%

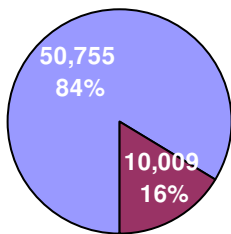
- 27,895 By Democrats
- 13,797 By Republicans
- 8,742 By Nonpartisans
- 321 By Minor Party



257,187 Total Registered Voters

- 98,734 Democrats
- 37,818 Republicans
- 119,979 Nonpartisan
- 228 Libertarian
- 198 Constitution
- 211 Green
- 19 Socialist

■ Ballots returned
 ■ Requested not returned



In-House/Early Voters: 56
Included in Total Ballots Returned

May 2011 Ballots Cast by Party Type:

Total	Vote by Mail	Election Day
• 16,311 Democratic ballots cast	9,409	6,902
• 61,124 Nonpartisan ballots cast	41,346	19,778
• 0 Republican ballots cast	(no Republican Primaries)	

***Ballots Cast by the Party Affiliation of the Voter:**

- 41,882 Cast by Democrats
- 20,871 Cast by Republicans
- 14,317 Cast by Nonpartisans
- 364 Cast by Minor party

*Breakdown of ballots cast by the party affiliation of the voter do not add up to the total number of ballots cast due to updates to registration records.

Municipal Primaries:

- Berea
- Newburgh Heights
- Parma
- Strongsville
Council wards 2, 3 and 4

Registered Voters:

Democratic Primary	4,998 Democrats
Democratic Primary	550 Democrats
Democratic Primary	21,222 Democrats
Nonpartisan Primary	25,581 All parties

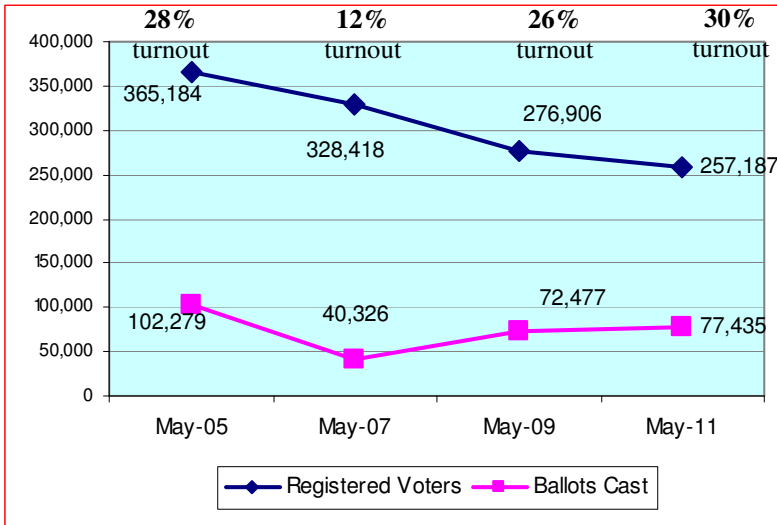
Municipal Issues:

- Brecksville
- Fairview Park
- Olmsted Falls
- Parma (Local Option 4-G only)
- Warrensville Heights

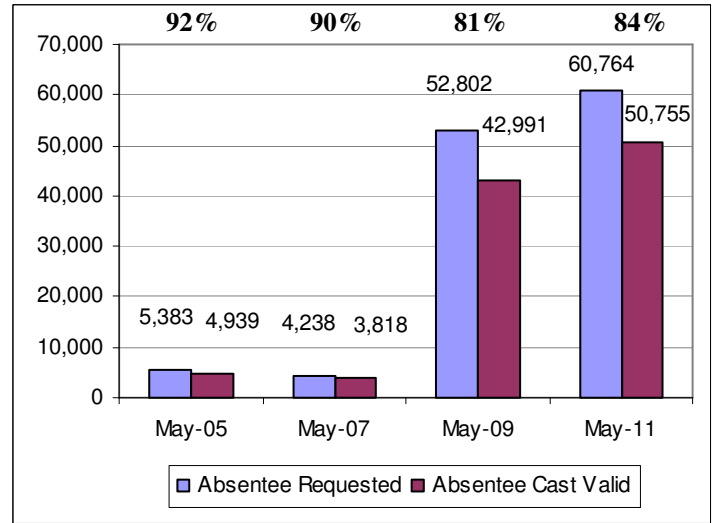
School Issues:

- Brecksville/Broadview Heights
- Euclid
- Garfield Heights (2 issues)
- Maple Heights
- Olmsted Falls
- Parma
- Strongsville

Voter Registration for May Primary Elections



Vote by Mail for May Primary Elections Requested and Returned Valid



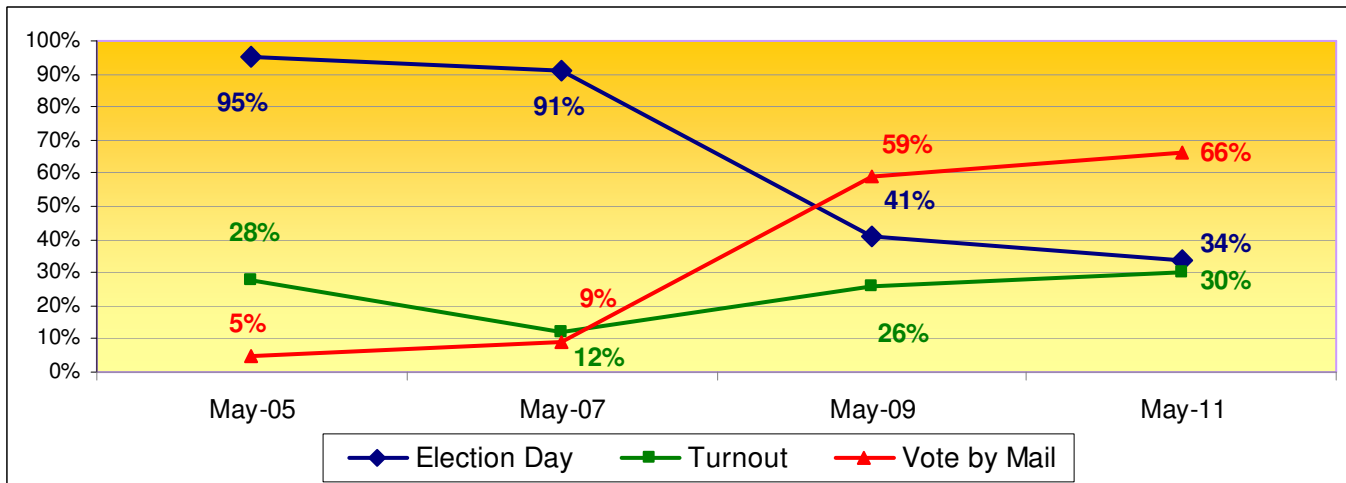
Provisional Voting Breakdown

- **884 Provisional Ballots Cast**
- **74 Total Provisional Rejected (8%):**
 - 24 Wrong Precinct 32%
 - 22 Voted Absentee 29%
 - 20 Not Registered 27%
 - 3 No Printed Name 4%
 - 2 No Signature 3%
 - 1 Invalid Address 1%
 - 1 Not Eligible for Election 1%
 - 1 Name and Signature in Wrong Section of Envelope 1%

Vote by Mail/Absentee Voting Breakdown

- **52,272 Absentee Ballots Returned**
- **50,755 Absentee/Vote by Mail Ballots Cast Valid**
- **1,517 Challenged Absentee Ballots (3%):**
 - 608 Returned too late 40%
 - 315 No printed name on ID envelope 21%
 - 127 No signature on id envelope 8%
 - 100 ID envelope not completed 7%
 - 100 ID envelope not returned 7%
 - 90 No 10-z form returned with ballot 6%
 - 79 No identification 5%
 - 57 Ballot not in ID envelope 4%
 - 30 No ballot returned with ID envelope 2%
 - 6 ID envelope not sealed 0.40%
 - 2 Invalid signature on ID envelope 0.13%
 - 2 No stub or stub removed 0.13%
 - 1 Returned ballot to polling location 0.07%

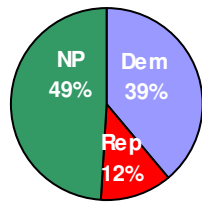
Vote by Mail Compared to Voter Turnout in May Primary Elections



May Registration Trends by Party

2009 May Primary 26% turnout

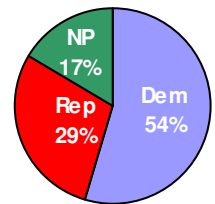
- 276,906 Registered Voters
- 107,468 Democratic
- 34,097 Republican
- 135,341 Nonpartisan
- 9,097 Democratic ballots cast
- 63,380 Nonpartisan ballots cast



May Primary Voter Participation by Party

2009 May Primary

- 72,477 Total ballots cast
- 42,991 Vote by Mail, 59%
- 23,249 Cast by Democrats
- 12,119 Cast by Republicans
- 7,019 Cast by Nonpartisans

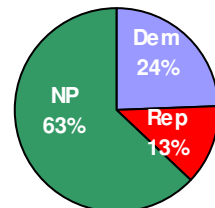


2009 May Election Day and Vote by Mail

- 43,980 Cast by Democrats 61%
- 14,898 Cast by Republicans 21%
- 13,403 Cast by Nonpartisans 18%

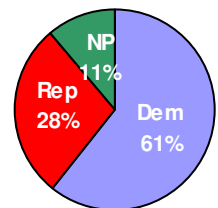
2007 May Primary 12% turnout

- 328,418 Registered Voters
- 82,156 Democratic
- 43,723 Republican
- 211,998 Nonpartisan
- 2,941 Democratic ballots cast
- 37,385 Nonpartisan ballots cast



2007 May Primary

- 40,326 Total ballots cast
- 3,818 Vote by Mail, 9%
- 2,294 Cast by Democrats
- 1,080 Cast by Republicans
- 416 Cast by Nonpartisans

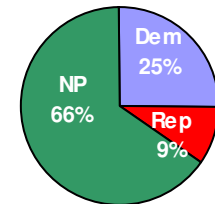


2007 May Election Day and Vote by Mail

- 21,225 Cast by Democrats 53%
- 10,176 Cast by Republicans 25%
- 8,839 Cast by Nonpartisans 22%

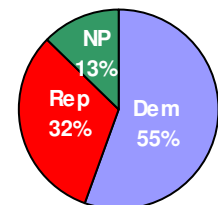
2005 May Primary 28% turnout

- 365,184 Registered Voters
- 92,761 Democratic
- 33,779 Republican
- 238,643 Nonpartisan
- 3,649 Democrat ballots cast
- 98,630 Nonpartisan ballots cast



2005 May Primary

- 102,279 Total ballots cast
- 4,939 Vote by Mail, 5%
- 2,718 Cast by Democrats
- 1,552 Cast by Republicans
- 623 Cast by Nonpartisans



2005 May Election Day and Vote by Mail

- 5,294 Cast by Democrats 5%
- 1,870 Cast by Republicans 2%
- 94,676 Cast by Nonpartisans 93%

Note: Party Breakdowns may not add up to the total registered voters and Vote by Mail cast in elections because of updates to voter registration records.