

November 3, 2015 General Election Amended Certification Data

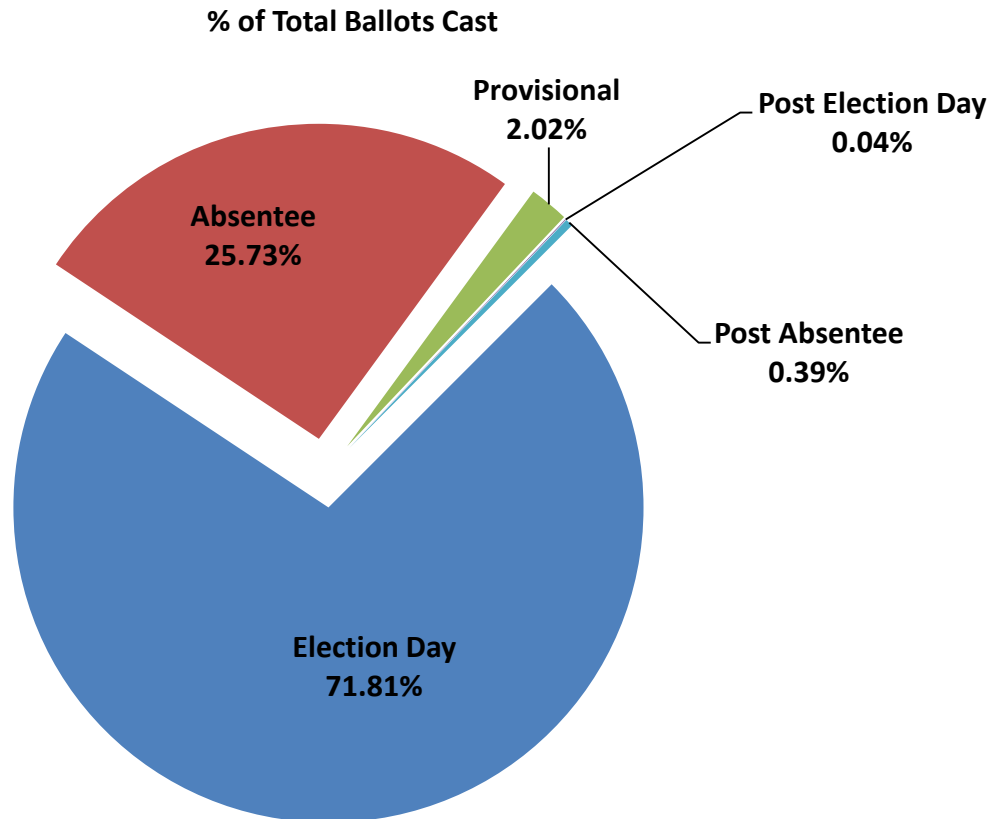
AMENDED RESULTS

The amended results reflect the addition of three (3) complete ballots in the Provisional Category, determined to be valid by a majority Board vote, and the rectification of the Cleveland 08-E Election Day Category ballot total. Neither the votes contained on the additional Provisional ballots nor those on the Election Day ballots removed changed the outcome of any race. A detailed comparison of the Official Certification Results vs. the Amended Certification Results is included.

SUMMARY OF AMENDED CANVASS

There were a total of 323,635 ballots tabulated for the November 3, 2015 General Election. Below is a breakdown of the ballots counted by category and a percentage of the total vote by category.

Category	Ballots Cast	% of Total Ballots Counted
<i>Election Day</i>	232,405	71.81%
<i>Absentee</i>	83,281	25.73%
<i>Provisional</i>	6,539	2.02%
<i>Post Election Day</i>	143	0.04%
<i>Post Absentee</i>	1,267	0.39%
Total	323,635	



ABSENTEE / VOTE BY MAIL

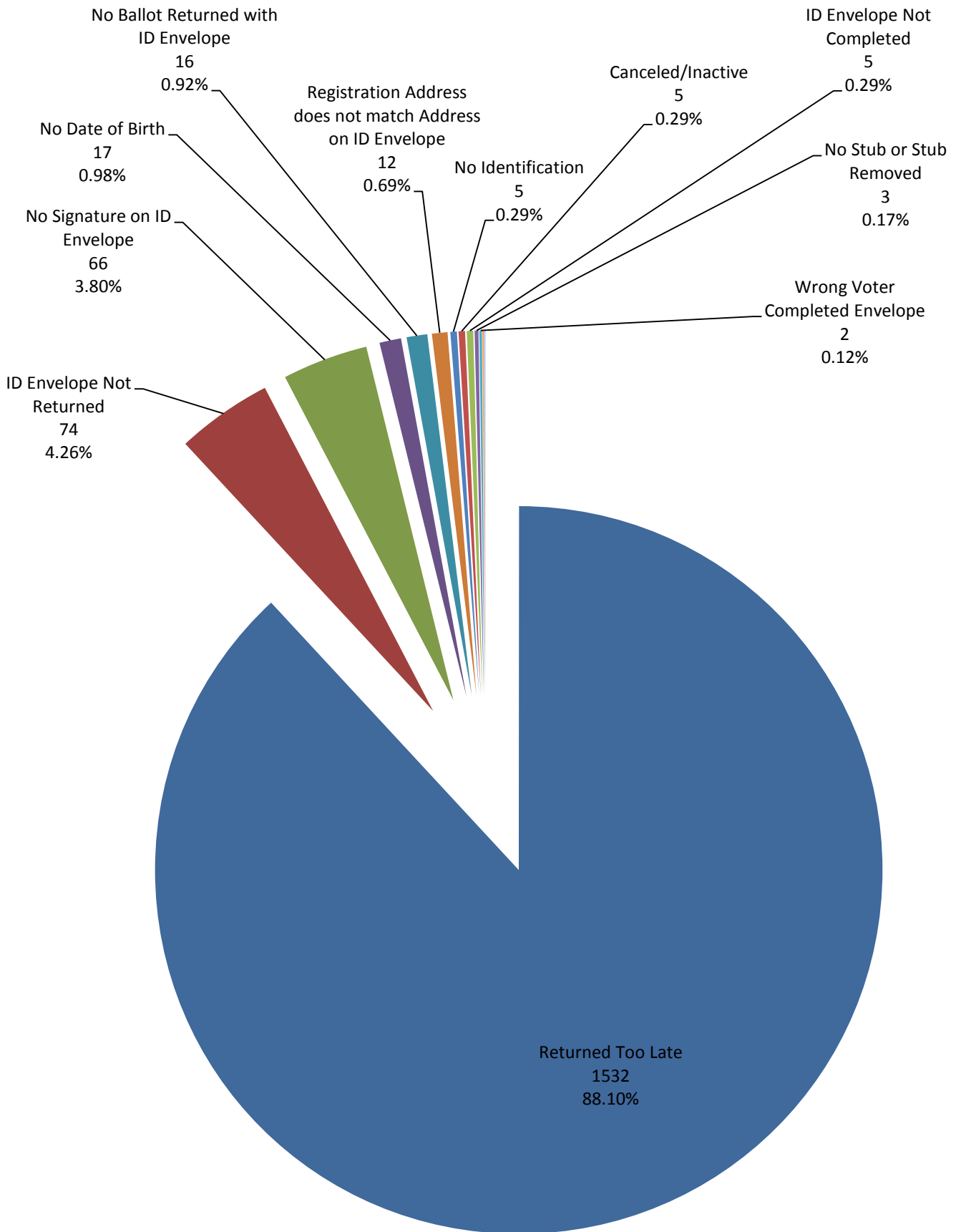
The Cuyahoga County Board of Elections received a total of 95,560 valid Absentee/Vote by Mail applications. Of those requests, 86,472 ballots were returned (90.49%). The Ballot Department tabulated 84,548 Absentee/Vote by Mail Ballots of the applications processed. There were 1,739 ballots challenged in this election resulting in a challenge rate of 2.01%*. Details of the challenges are below.

*The Absentee Ballot Challenge Rate is 0.24% when the Absentee Ballots postmarked after the deadline are excluded.

Absentee Challenge Category	Number of Challenged Ballots	% of Total Challenged Absentee
Returned Too Late	1,532	88.10%
ID Envelope Not Returned	74	4.26%
No Signature on ID Envelope	66	3.80%
No Date of Birth	17	0.98%
No Ballot Returned with ID Envelope	16	0.92%
Registration Address does not match Address on ID Envelope	12	0.69%
No Identification	5	0.29%
Canceled/Inactive	5	0.29%
ID Envelope Not Completed	5	0.29%
No Stub or Stub Removed	3	0.17%
Wrong Voter Completed Envelope	2	0.12%
Invalid Signature	1	0.06%
ID does not match Registration Database	1	0.06%
Total	1,739	

November 3, 2015	
Total Ballots Counted	323,635
Total Absentee Ballots Requested	95,560
Total Absentee Ballots Returned	86,472
Total Absentee Ballots Counted	84,733
Total Absentee Ballots Challenged	2,118
Total Absentee Challenges Correctable by 11-S	562
Total Absentee Challenges Corrected by 11-S	379
Remaining Challenges That Could Have Been Corrected by 11-S But Were Not	183
Absentee Ballots Returned Late	1,532
Total Absentee Challenges NOT Correctable by 11-S (including late)	1,556
Total Absentee Challenges Remaining	1,739
% Absentee Ballots Counted of All Ballots Counted	26.18%
% Returned of Absentee Ballots Requested	90.49%
% Absentee Ballots Counted of Absentee Ballots Returned	97.99%
% Remaining Challenges of Absentee Ballots Returned	2.01%
% Remaining Challenges (Excluding Late) of Absentee Ballots Returned	0.24%
% Corrected Challenges of All Challenges	17.89%
% Remaining Challenges That Could Have Been Corrected by 11-S But Were Not	32.56%
% Challenges Corrected by 11-S (Excluding Late)	64.68%
% Late of Absentee Ballots Returned	1.77%
% Late of All Remaining Challenges	88.10%

Absentee Challenges



PROVISIONAL VOTING SUMMARY

A total of 7,809 Provisional Ballots were cast In-House and on Election Day. Of those ballots, 6,540* (83.75%) were valid and tabulated by the Ballot Department. There were 1,269 invalid Provisional Ballots resulting in a 16.25%** rejection rate for this election. Details of the rejections are below.

* Of the 6,540 valid ballots, 1 multi-page ballot was returned without its first page. The pages that were returned were tabulated, however only first pages are recorded numerically in the tabulating system, resulting in a Provisional Scan of 6,539 ballots recorded.

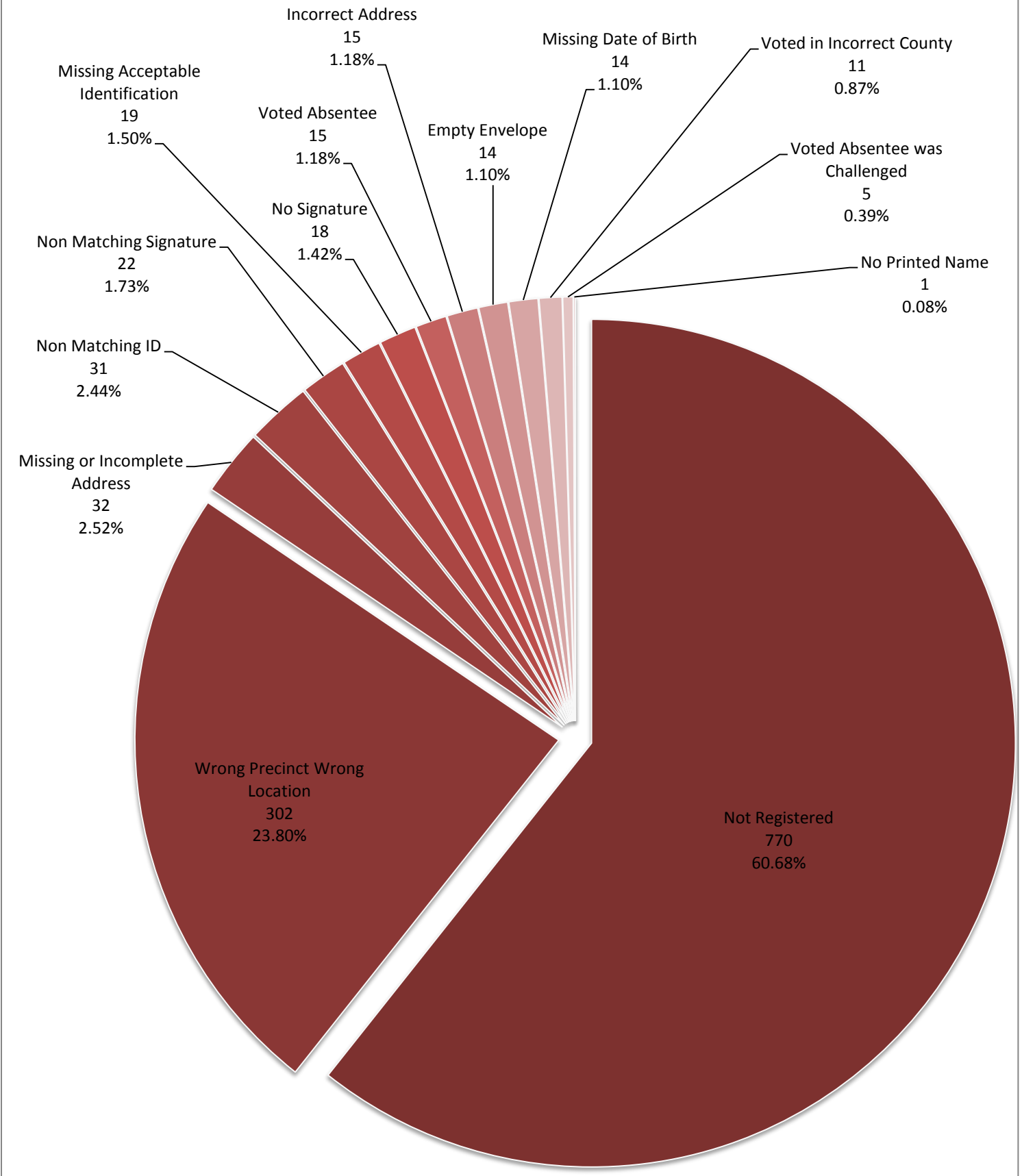
** The Provisional Ballot Rejection Rate is 6.82% when Provisional Voters who have already cast an Absentee Ballot and those who were not registered to vote are excluded.

	November 3, 2015
Provisional Ballots - CAST	7,809
Provisional Ballots - VALID	6,540
Provisional Ballots - REJECTED	1269
Rejected - Absentee Voters	20
Rejected - Not Including Absentee Voters	1249
Rejected - Not Registered	770
Rejected - Not Including Not Registered	499
Rejected - Not Including Not Registered or Absentee Voters	479
Rejected - Wrong Precinct Wrong Location***	302
% Valid of All Provisional Ballots Cast	83.75%
% Rejected of All Provisional Ballots Cast	16.25%
% Rejected Not Including Absentee Voters	16.04%
% Rejected Not Including Not Registered or Absentee Voters	6.82%
% Wrong Precinct Wrong Location of All Provisional Ballots Cast	3.87%
Correct Location Remakes	197

*** Of those 302 Wrong Precinct Wrong Location ballots, 12 had accompanying 12-D Forms. Of those 12 Forms, 10 were correctly completed by Poll Workers.

Reason for Rejection	# Rejected	% of Total Provisional Rejections
<i>Not Registered</i>	770	60.68%
<i>Wrong Precinct Wrong Location</i>	302	23.80%
<i>Missing or Incomplete Address</i>	32	2.52%
<i>Non Matching ID</i>	31	2.44%
<i>Non Matching Signature</i>	22	1.73%
<i>Missing Acceptable Identification</i>	19	1.50%
<i>No Signature</i>	18	1.42%
<i>Voted Absentee</i>	15	1.18%
<i>Incorrect Address</i>	15	1.18%
<i>Empty Envelope</i>	14	1.10%
<i>Missing Date of Birth</i>	14	1.10%
<i>Voted in Incorrect County</i>	11	0.87%
<i>Voted Absentee was Challenged</i>	5	0.39%
<i>No Printed Name</i>	1	0.08%
Total	1,269	

Rejected Provisionals



Official Certification vs. Amended Certification
November 3, 2015 General Election

	Official Certification		Amended Certification		Change
BALLOTS CAST - TOTAL	323,799		323,635		164
CLEVE MUNI COURT JUDGE FTC 1/1/2016					
James H. Hewitt III	14,065	27.09 %	14,032	27.09 %	33
Anthony Jordan.	9,149	17.62 %	9,121	17.61 %	28
Suzan Marie Sweeney	24,564	47.3 %	24,496	47.3 %	68
Edwin J. Vargas	4,149	7.99 %	4,141	8 %	8
Over Votes	111		111		0
Under Votes	12,772		12,745		27
CLEVE MUNI COURT JUDGE FTC 1/2/2016					
Lauren C. Moore	34,677	100 %	34,591	100 %	86
Over Votes	0		0		0
Under Votes	30,133		30,055		78
CLEVE MUNI COURT JUDGE FTC 1/3/2016					
Pauline H. Tarver.	23,572	47.1 %	23,514	47.12 %	58
Ed Wade	26,473	52.9 %	26,390	52.88 %	83
Over Votes	341		340		1
Under Votes	14,424		14,402		22
CLEVE MUNI COURT JUDGE FTC 1/4/2016					
Emanuella Groves	33,303	100 %	33,224	100 %	79
Over Votes	0		0		0
Under Votes	31,507		31,422		85
1 - Proposed Constitutional Amendment					
Yes	220,753	77.71 %	220,655	77.72 %	98
No.	63,312	22.29 %	63,269	22.28 %	43
Over Votes	92		92		0
Under Votes	39,642		39,619		23
2 - Proposed Constitutional Amendment					
Yes	160,513	51.27 %	160,456	51.27 %	57
No.	152,581	48.73 %	152,477	48.73 %	104
Over Votes	465		465		0
Under Votes	10,240		10,237		3
3 - Proposed Constitutional Amendment					
Yes	127,665	39.95 %	127,574	39.94 %	91
No.	191,915	60.05 %	191,843	60.06 %	72
Over Votes	198		198		0
Under Votes	4,058		4,057		1

Official Certification vs. Amended Certification
November 3, 2015 General Election

	Official Certification		Amended Certification		Change
8 - Cuyahoga County Excise Tax on Cigarettes					
Yes	234,093	75.21 %	233,993	75.22 %	100
No.	77,158	24.79 %	77,101	24.78 %	57
Over Votes	111		111		0
Under Votes	12,474		12,467		7
9 - Cuyahoga County Proposed Charter Amendment					
Yes	202,989	74.75 %	202,893	74.75 %	96
No.	68,584	25.25 %	68,537	25.25 %	47
Over Votes	61		61		0
Under Votes	52,202		52,181		21
20 - Cleveland Proposed Charter Amendment					
Yes	34,180	63.85 %	34,096	63.85 %	84
No.	19,355	36.15 %	19,303	36.15 %	52
Over Votes	22		22		0
Under Votes	10,618		10,590		28