

May 08, 2018 Primary Election Official Canvass Certification Data

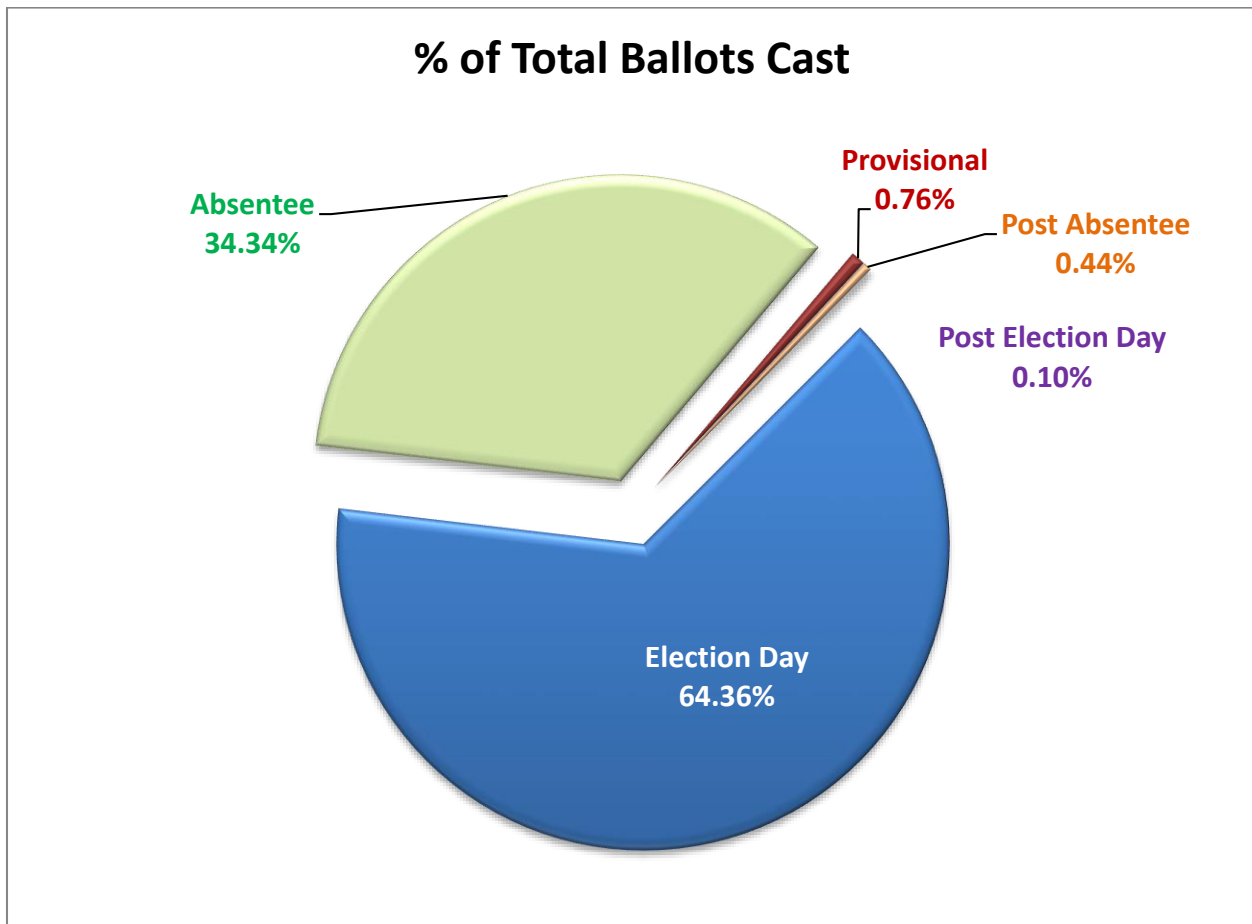
FINAL RESULTS

Official Election Results for the May 8, 2018 Primary Election are attached to the Election Summary Report.

SUMMARY OF OFFICIAL CANVASS

There were a total of 210,582 ballots tabulated for the May 8, 2018 Primary Election. Below is a breakdown of the ballots counted by category and a percentage of the total vote by category.

| Category | Ballots Cast | % of Total Ballots Counted |
|--------------------------|----------------|----------------------------|
| <i>Election Day</i> | 135,532 | 64.36% |
| <i>Absentee</i> | 72,318 | 34.34% |
| <i>Provisional</i> | 1,597 | 0.76% |
| <i>Post Absentee</i> | 932 | 0.44% |
| <i>Post Election Day</i> | 203 | 0.10% |
| Total | 210,582 | |



ABSENTEE / VOTE BY MAIL SUMMARY

| Absentee Data | | | | |
|-----------------------------|--------------|-----------|-----------------------|---------------|
| | Vote by Mail | In-Person | Military and Overseas | Total |
| Issued | 78,221 | 3,584 | 291 | 82,096 |
| Returned and Counted | 69,664 | 3,567 | 162 | 73,393 |
| Challenged | 125 | 6 | 0 | 131 |
| Returned Late | 555 | 0 | 0 | 555 |
| Not Returned | 7,877 | 11 | 129 | 8,017 |

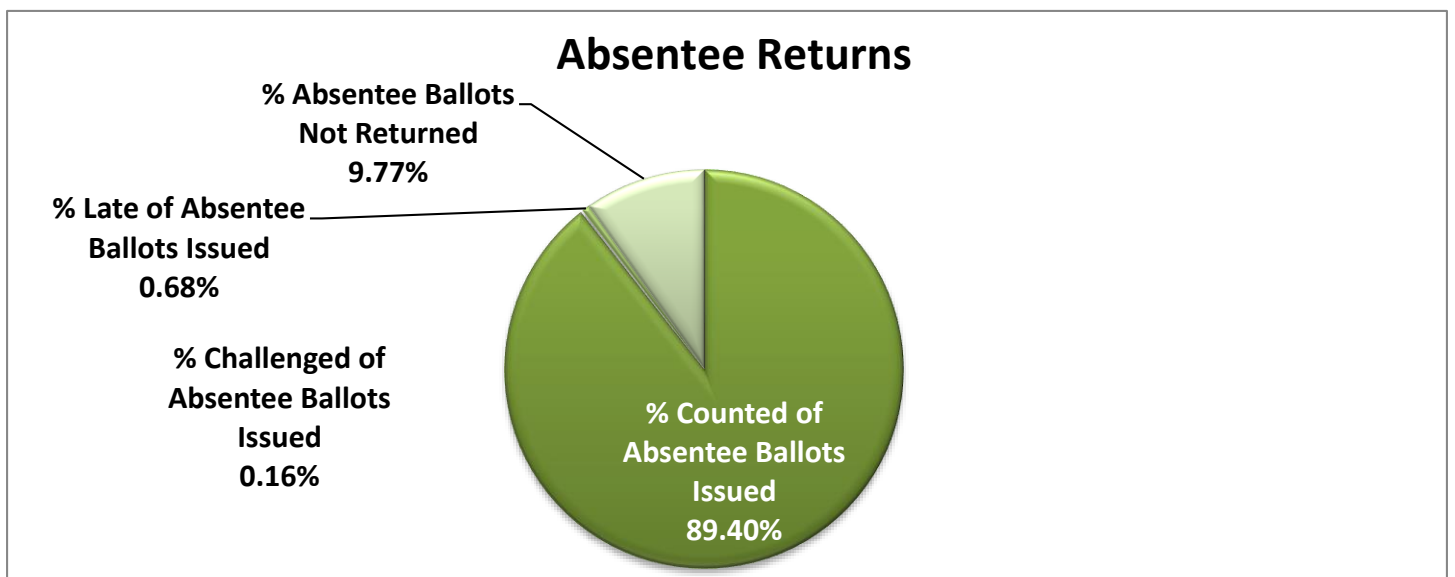
| Absentee Data - Challenge Rate | |
|--------------------------------------|--------|
| Overall Return Rate | 90.23% |
| Challenge Rate (Total) | 0.93% |
| Challenge Rate (Late Removed) | 0.18% |

| Ballots Challenged | | |
|---|----|--------|
| ID Envelope - Completed By Wrong Voter | 3 | 2.29% |
| ID Envelope - No Ballot Returned | 1 | 0.76% |
| ID Envelope - Not Completed | 11 | 8.40% |
| ID Envelope - Not Returned | 56 | 42.75% |
| No Identification | 9 | 6.87% |
| No Signature | 28 | 21.37% |
| No Stub On Ballot | 18 | 13.74% |
| Registration - ID Does Not Match | 1 | 0.76% |
| Registration - Signature Does Not Match | 2 | 1.53% |
| Returned Ballot to Polling Location | 2 | 1.53% |

Total

131

*Of the 73,393 valid ballots, 143 multi-sheet ballots were returned without the first sheet. The sheets that were returned were tabulated, however only first sheets are recorded numerically in the tabulating system, resulting in an Absentee scan of 73,250 ballots recorded.



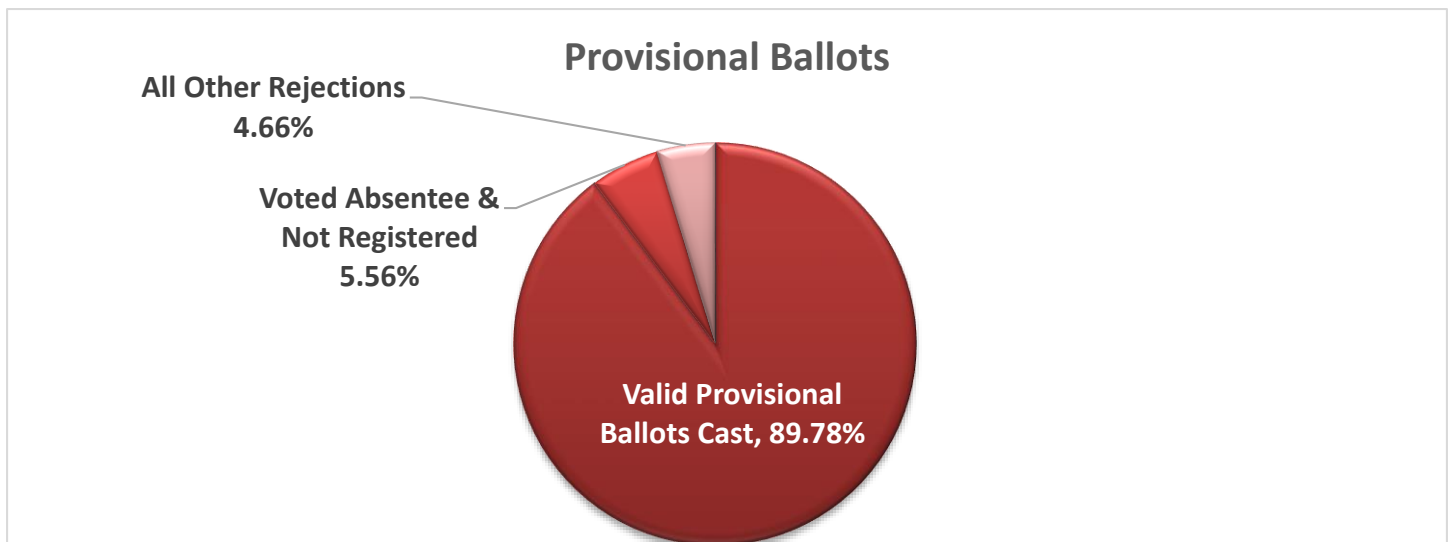
PROVISIONAL VOTING SUMMARY

A total of 1,781 Provisional Ballots were cast In-House and on Election Day. Of those ballots, 1,599* (89.78%) were valid and tabulated by the Ballot Department. There were 182 invalid Provisional Ballots, resulting in a 10.22%** rejection rate for this election.

*Of the 1,599 valid ballots, 2 multi-sheet ballots were returned without the first sheet. The sheets that were returned were tabulated, however only first sheets are recorded numerically in the tabulating system, resulting in a Provisional scan of 1,597 ballots recorded.

**The Provisional Rejection Rate is 4.66% when provisional voters who have already cast an Absentee Ballot, are Not Registered, or voted in the Wrong County are excluded.

| Provisional Data | | |
|---|-------|--------|
| Total Provisional Ballots Cast | 1,781 | |
| Valid Provisional Ballots (includes 8 APRI exceptions & 58 Correct Location remakes) | 1,599 | 89.78% |
| Rejected Provisional Ballots | 182 | 10.22% |
| Rejection Reasons | | |
| Voters Not Registered in the State of Ohio | 75 | 41.21% |
| Already Voted Absentee | 21 | 11.54% |
| Voters Absentee was Challenged | 3 | 1.65% |
| Other Rejection Reasons | | |
| Wrong Precinct Wrong Location | 44 | 24.18% |
| No Ballot in Envelope | 11 | 6.04% |
| Missing Address | 7 | 3.85% |
| No Signature | 5 | 2.75% |
| Missing ID | 5 | 2.75% |
| Invalid Address | 4 | 2.20% |
| Non-Matching ID | 3 | 1.65% |
| Missing Date of Birth | 3 | 1.65% |
| Non-Matching Signature | 1 | 0.55% |



BALLOT REMAKES

During the election, 1,545 ballot sheets were processed in accordance with the CCBOE Remake Policy (approved by the Board on May 17, 2013). Of those, 796 were processed during the Unofficial Canvass. The remaining 749 ballot sheets were processed during the Official Canvass. The remake categories prescribed are listed below; asterisks (*) indicate categories in which no sheets are to be remade, rather the original ballot sheet is tabulated.

| Category | Number Processed | % of Total |
|---|------------------|------------|
| 1 - Ballot folded, torn or mutilated. | 138 | 8.93% |
| 2 - Ballot contains indeterminate marks not made by the voter. | 0 | 0.00% |
| 3 - UOCAVA Ballot that cannot be accurately read by automatic tabulating equipment. | 306 | 19.81% |
| 4 - Ballot contains votes for ineligible contest(s). | 451 | 29.19% |
| 5 - Inadvertent mark made by the voter, resulting in the scanner detecting an over vote or an indeterminate mark. | 88 | 5.70% |
| 6 - Voter marked entire ballot contrary to the instruction listed at the beginning of the ballot. | 231 | 14.95% |
| 7 - Voter marked part of the ballot according to the ballot marking instructions contained on the ballot, and part of the ballot contrary to the instructions.* | 22 | 1.42% |
| 8 - Over vote, voter marked the ballot more than the permissible number of times for a particular contest, and there is no indication of contrary intent.* | 74 | 4.79% |
| 9 - Voter marked the ballot more than the permissible number of times for a particular contest, however, the voter also made an indication of contrary intent and the voter's choice can be determined. | 227 | 14.69% |
| 10- Voter filled in the oval next to a candidate for an office and also cast a write-in vote for a different candidate for the same office by filling in the oval of, and the writing in of, the name of a write-in candidate.* | 0 | 0.00% |
| 11- Voter filled in the oval next to a candidate for an office and also cast a write-in vote for the same candidate for the same office by filling in the oval of, and the writing in of, the name of a write-in candidate. | 8 | 0.52% |

TOTAL PROCESSED

1,545

| Stage of Election | Number Processed | % of Total |
|-------------------|------------------|------------|
| <i>Unofficial</i> | 796 | 51.52% |
| <i>Official</i> | 749 | 48.48% |

Total

1,545

OVER VOTES

There were a total of 2,623 over votes recorded, resulting in a 1.25% over vote rate for the election.

VOTER HISTORY / BALLOT RECONCILIATION

Nine hundred seventy-five (975) precincts were involved in this election. Voter History is ongoing.

Ballot Reconciliation is currently being conducted.

RECOUNTS

There are six (6) automatic recounts for this election. The recounts will be conducted beginning Monday, June 4, 2018 at 9:00AM.

- Member of State Central Committee, Woman (Republican) – State Senate District 23
- Member of County Central Committee (Democratic) – East Cleveland -03-A
- Member of County Central Committee (Democratic) – Middleburg Heights -02-A
- Member of County Central Committee (Democratic) – Shaker Heights -00-A
- Issue 2 – Proposed Bond Issue and Tax Levy – Beachwood City School District
- Issue 12 – Proposed Bond Issue – City of North Olmsted

The requested recount deadline is Monday, June 4th at 4:00PM.

AUDIT

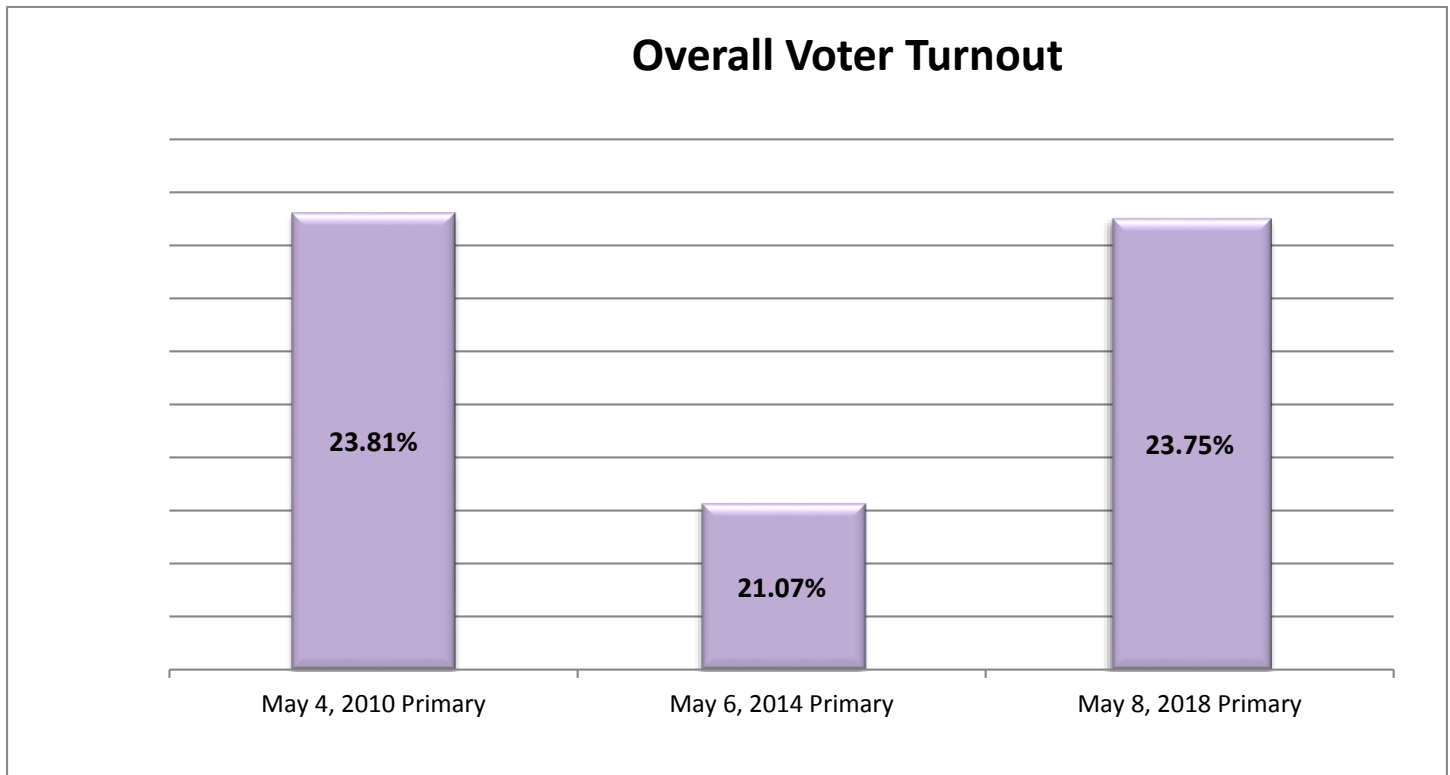
The post-election audit will be conducted beginning Tuesday, June 19th at 9:30AM, pending the receipt of any requested recounts.

The audit will be conducted using the batch-based risk-limiting audit method.

HISTORICAL DATA FOR PRIMARY ELECTIONS

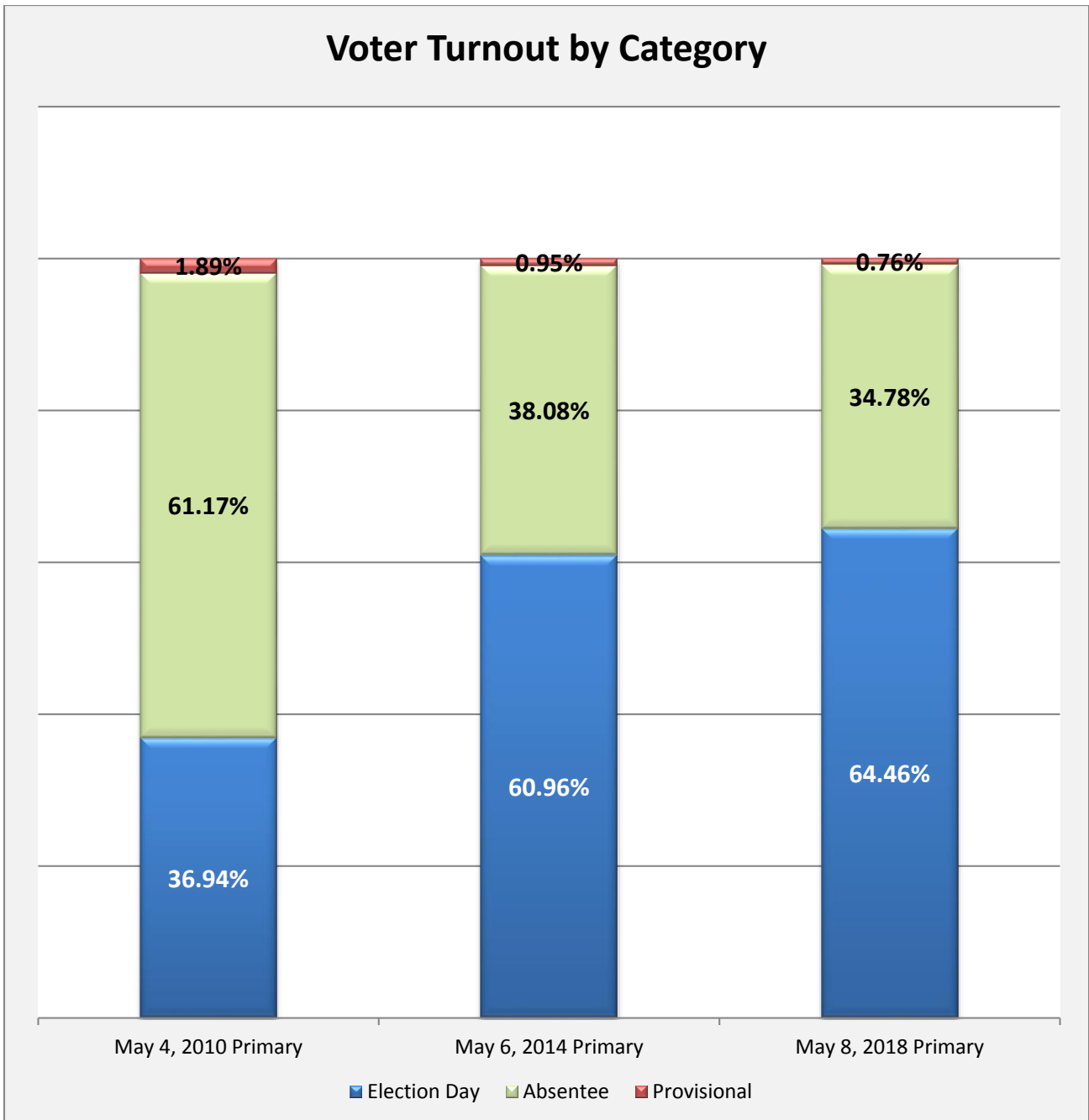
The following data sets and graphs include comparisons related to election information and voting method distributions (ballot categories).

| | May 4, 2010 Primary Election | May 6, 2014 Primary Election | May 8, 2018 Primary Election |
|-------------------------------|------------------------------|------------------------------|------------------------------|
| Precincts | 1,068 | 1,047 | 975 |
| Registered Voters | 985,476 | 884,066 | 886,623 |
| Ballots Cast - Counted | 234,594 | 186,239 | 210,582 |
| <i>Election Day</i> | 86,597 | 113,389 | 135,532 |
| <i>Absentee</i> | 142,326 | 70,594 | 72,318 |
| <i>Provisional</i> | 4425 | 1777 | 1,597 |
| <i>Post Absentee</i> | 1180 | 333 | 932 |
| <i>Post Election Day</i> | 66 | 146 | 203 |
| Voter Turnout | 23.81% | 21.07% | 23.75% |



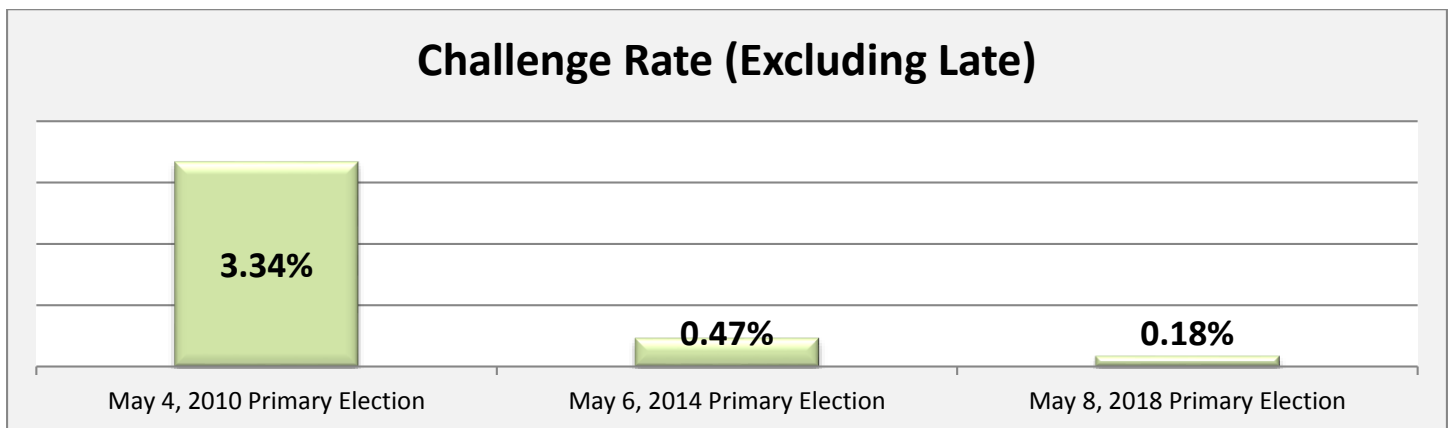
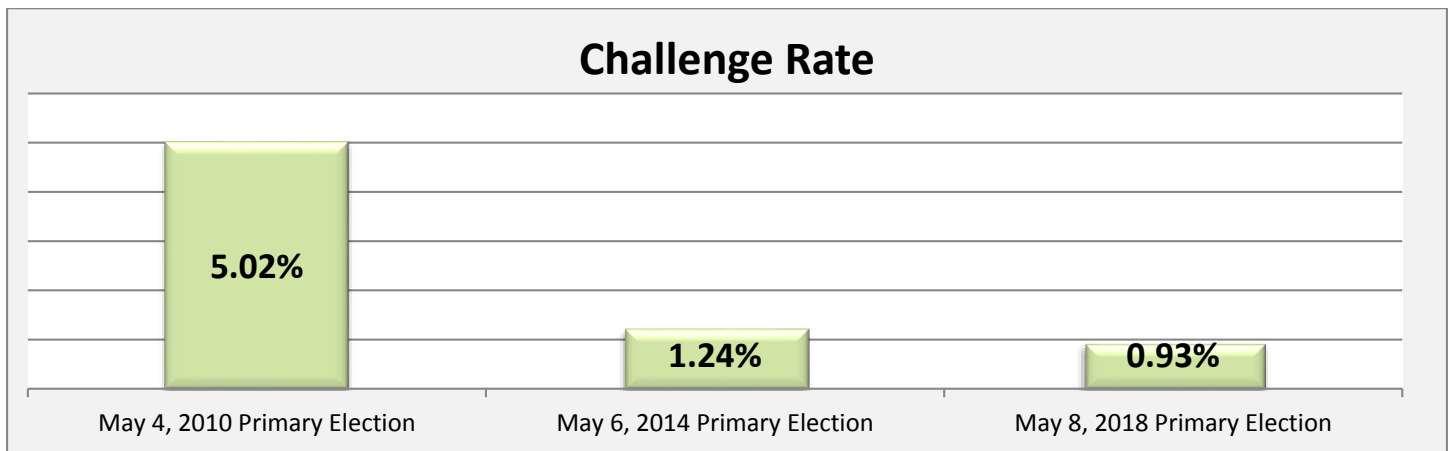
Ballots Cast by Category - % of Total Ballots Cast

| | May 4, 2010 Primary Election | May 6, 2014 Primary Election | May 8, 2018 Primary Election |
|--------------|---------------------------------|---------------------------------|---------------------------------|
| Election Day | 36.94% | 60.96% | 64.46% |
| Absentee | 61.17% | 38.08% | 34.78% |
| Provisional | 1.89% | 0.95% | 0.76% |



Absentee Data

| | May 4, 2010 Primary Election | May 6, 2014 Primary Election | May 8, 2018 Primary Election |
|--|---------------------------------|---------------------------------|---------------------------------|
| TOTAL ABSENTEE BALLOTS ISSUED | 194,006 | 80,411 | 82,096 |
| TOTAL ABSENTEE BALLOTS RETURNED | 143,506 | 72,433 | 74,079 |
| ABSENTEE BALLOTS COUNTED | 136,295 | 70,927 | 73,393 |
| ABSENTEE BALLOTS CHALLENGED | 7,211 | 898 | 686 |
| LATE ABSENTEE BALLOTS | 2,419 | 559 | 555 |
| % RETURNED of Absentee Ballots Issued | 73.97% | 90.08% | 90.23% |
| % COUNTED of Absentee Ballots Returned | 94.98% | 97.92% | 99.07% |
| % CHALLENGED of Absentee Ballots Returned | 5.02% | 1.24% | 0.93% |
| % LATE of Absentee Ballots Issued | 1.25% | 0.70% | 0.68% |



Provisional Data

| | May 4, 2010 Primary Election | May 6, 2014 Primary Election | May 8, 2018 Primary Election |
|--|---------------------------------|---------------------------------|---------------------------------|
| Provisional Ballots - CAST | 4,825 | 1,944 | 1,781 |
| Provisional Ballots - VALID | 4,425 | 1,777 | 1,599 |
| Provisional Ballots - REJECTED | 400 | 166 | 182 |
| % Valid of All Provisional Ballots Cast | 91.71% | 91.41% | 89.78% |
| % Rejected of All Provisional Ballots Cast | 8.29% | 8.54% | 10.22% |
| Absentee Voters | 59 | 18 | 24 |
| Not Registered & Not Eligible | 87 | 77 | 75 |
| Wrong Precinct and Wrong Location | 138 | 44 | 44 |
| Correct Location Remakes | <i>Not Recorded</i> | 29 | 58 |
| % Rejected Not Including Absentee & Not Registered | 5.26% | 3.65% | 4.66% |
| % Wrong Precinct and Wrong Location | 2.86% | 2.26% | 2.47% |

