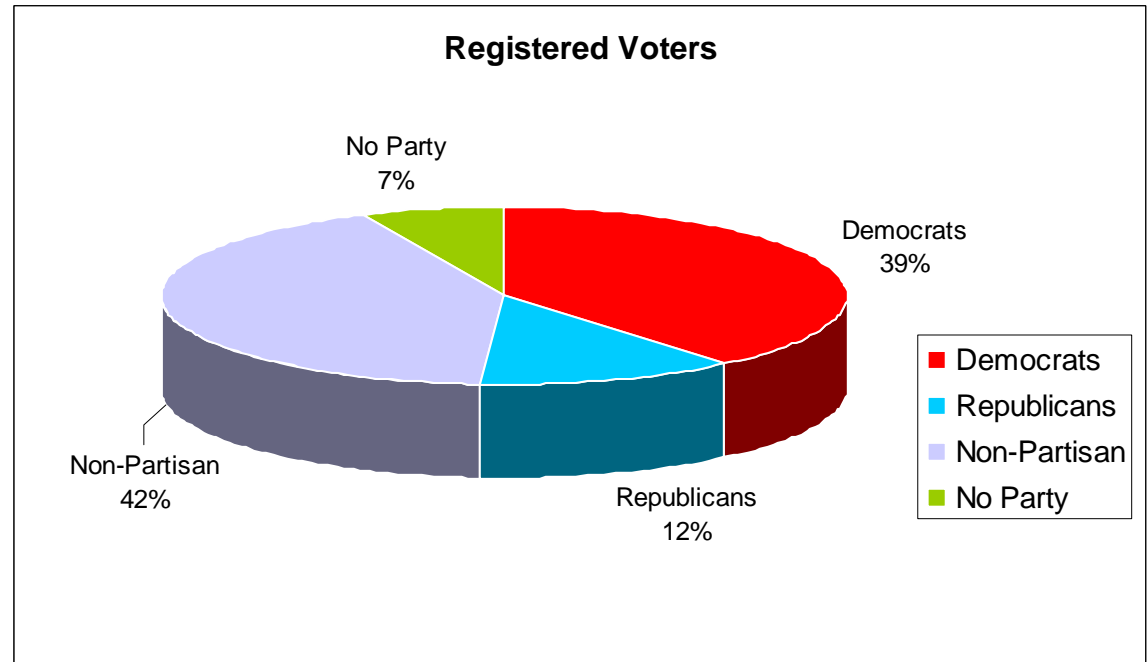


Post-Election Profile May 5, 2009 Election

Voter Registration and Ballots Cast Statistics

- **276,906** Total Registered Voters
- **107,468** Democrats
- **34,097** Republicans
- **117,264** Non-Partisan
- **18,077** No Party

- **72,477** Ballots Cast
- **26.17%** Turnout
- **9,097** Ballots Cast Democratic
- **63,380** Ballots Cast Non-partisan



More Ballots Cast by Mail than on Election Day:

- **42,991** Ballots Cast by Mail and Early Voting **(59%)**
- **28,620** Ballots Cast on Election Day **(41%)**
- **866** Provisional Ballots Counted
- **46** Blank Ballots Cast



Post-Election Profile May 5, 2009 Election

Vote by Mail/Absentee Voting Activity

- **52,808** Number of Vote by Mail/Absentee Ballots Requested
- **42,991** Number of Valid and Counted Vote by Mail/Absentee Ballots Returned to Board of Elections
- **81%** Ballots Returned Valid

Challenged Vote by Mail/Absentee Voting

- **566** Total Number of Vote by Mail Ballots Challenged
- **1.29%** Total Percentage of Ballots Challenged (of valid and challenged returned ballots)

Vote by Mail/Absentee Voting by Category

- **42,955** Voted by Mail/Absentee
- **36** Voted Early at the Board of Elections
36 regular (and 4 Provisional)

Challenged Ballot Breakdown

- **38** No printed name on absentee Identification Envelope
- **213** Ballot not in Identification Envelope
- **67** No Identification Envelope
- **11** No ballot inside the absentee Identification Envelope
- **11** Identification Envelope not sealed
- **13** Absentee Identification Envelope not complete
- **5** No stub or stub removed
- **38** No signature on the absentee Identification Envelope
- **156** No identification on envelope
- **14** Not a registered voter

Total 566



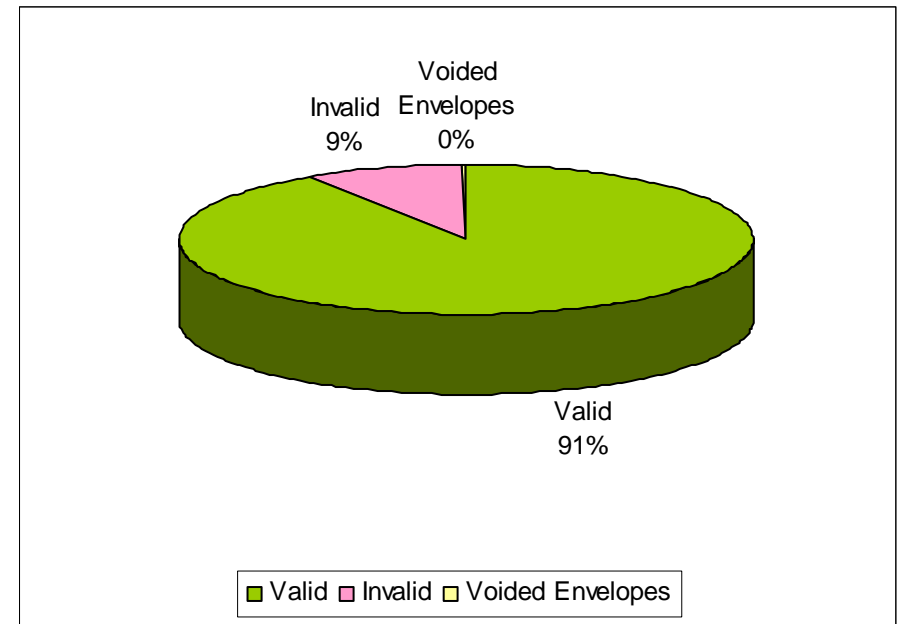
Provisional Voting Activity

- **952** **Provisional Ballots Submitted**
- **866** **91%** Total valid
- **86** **9%** Total invalid (includes total voided envelopes received from polling places)

Invalid Provisional Ballots Breakdown

- **12** Voted in the wrong precinct and wrong location
- **17** Not registered to vote
- **20** No valid signature
- **1** No ballot in envelope
- **26** Voted Absentee
- **0** Invalid Address
- **0** Missing Identification information on Affirmation Statement
- **0** Missing Identification information on envelope
- **0** Questionable ballots referred to Board for ruling
- **8** Number of voters who cast ballots in the correct location, but incorrect precinct
- **2** Voided envelopes received from polling places


Total 86



Post-Election Profile May 5, 2009 Election

Ballot Profile

- **306 Ballot Styles**
- **23 Candidates**
 - **21 Municipal**
 - **2 Judicial**
- **18 Issues**
 - **5 School Issues**
 - **1 Proposed Zoning Amendment**
 - **2 Proposed Income Tax Ordinance**
 - **8 Municipal Tax Levies**
 - **1 Bond Issue**
 - **1 Charter Amendment**



Post-Election Profile May 5, 2009 Election

Voting Precincts and Locations

- **293** Voting Precincts
- **124** Voting Locations

Voting Devices

- **1** Election Systems and Software (ES&S) AutoMARK voting device at every polling location for ADA compliance.
- **1** Optical scan paper ballot issued to each voter.
- **1** Election Systems and Software (ES&S) Model 100 Optical scanning device for each precinct.

Election Day Workers

- **1,448** **Total Election Day Workers** (hired and paid)
- **293** Presiding Judges
- **858** Judges
- **0** Student Poll Workers
- **125** Polling Location Coordinators
- **121** Voter Assistance Judge
- **51** Rovers

Election Day Workers who failed to report for duty

- **39** Failed to report for work
- **2.7%** of the total number of Poll Workers failed to report

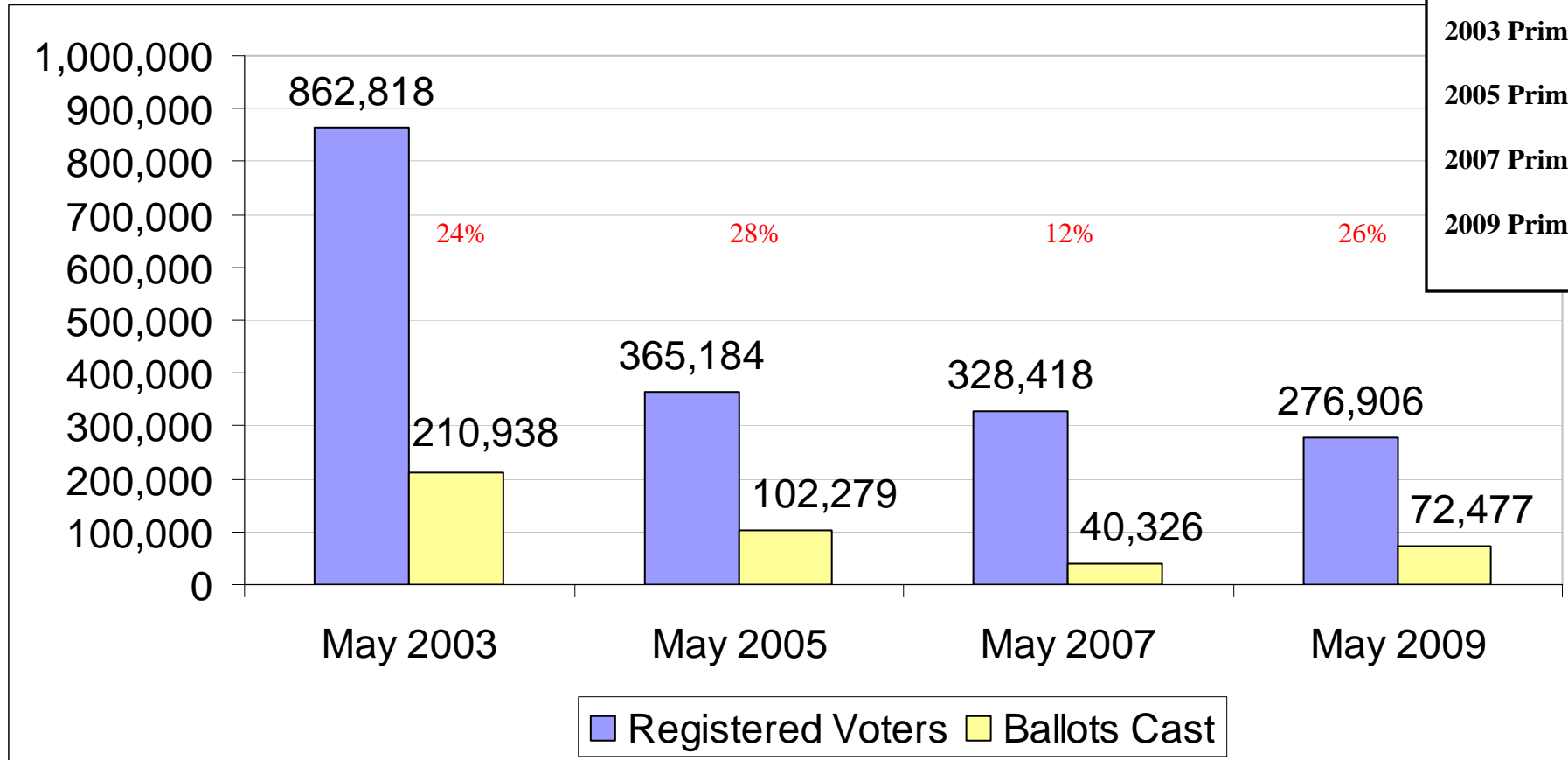
Replacements hired from pool of standby workers

- **18** Replaced by standby workers
- **1.2%** of the total number of Poll Workers who were replaced by standby workers



Post-Election Profile May 5, 2009 Election

Historic Perspective: Registered Voters vs. Ballots Cast Municipal Election Years, 2003 to 2009

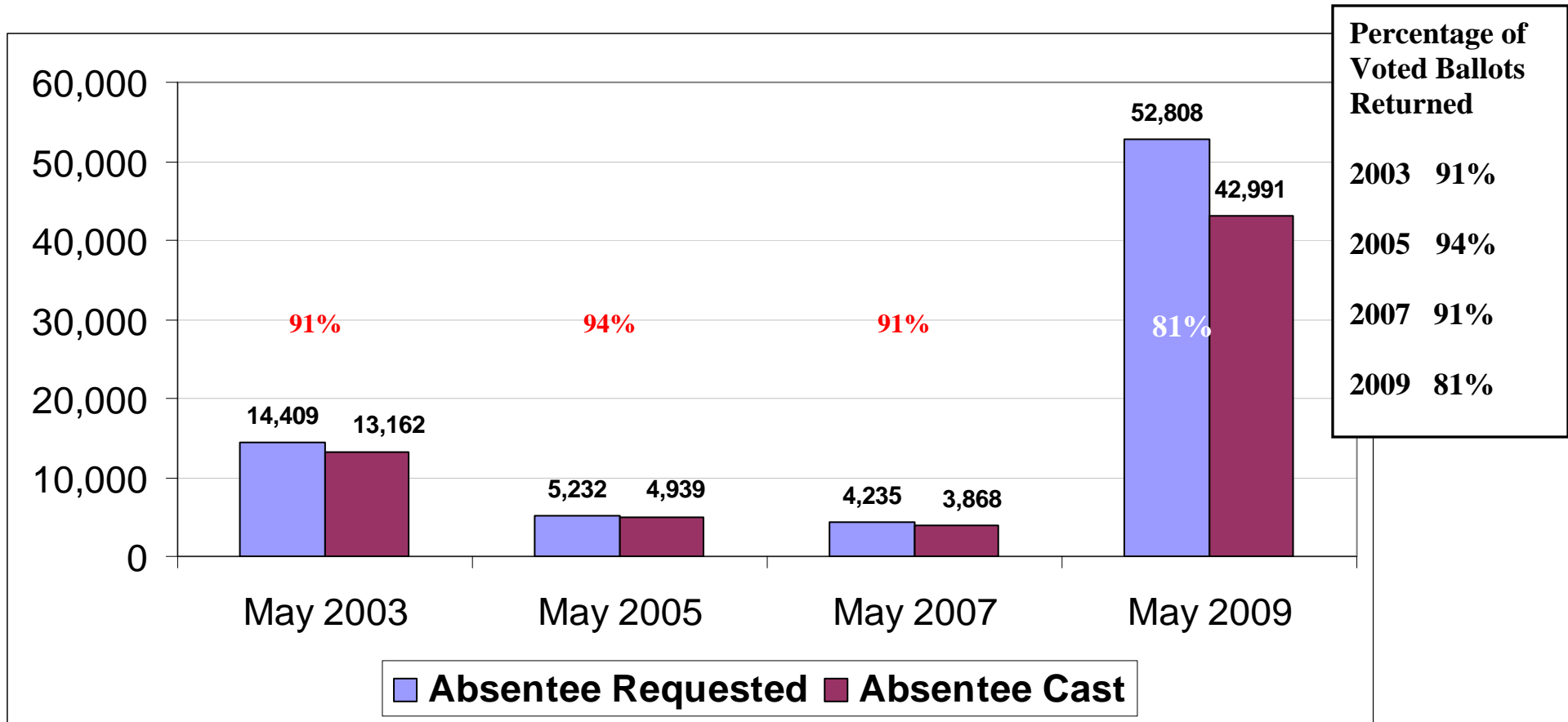


Voter Turnout:	
2003 Primary	24%
2005 Primary	28%
2007 Primary	12%
2009 Primary	26%



Post-Election Profile May 5, 2009 Election

Historic Perspective: Absentee Ballots Requested vs. Ballots Returned Municipal Election Years, 2003 to 2009



Post-Election Profile May 5, 2009 Election

Page 8 of 8

Municipalities Participating in the Election

Non-Partisan Primary

North Olmsted:

Mayor
Law Director
City Council President

Democratic Party Primary Judicial

Bedford Municipal

Court District includes:

Bedford
Bedford Heights
Bentleyville
Chagrin Falls Township
Chagrin Falls Village
Glenwillow
Highland Hills
Moreland Hills
North Randall
Oakwood Village
Orange Village
Solon
Warrensville Heights
Woodmere

Party Primary

Berea:

City Council (Wards 1, 4, and 5)
(Democratic Primary)

Newburgh Heights:

City Council (Democratic Primary)

School District Issues

Bedford City Schools

Bedford
Bedford Heights
Oakwood Village
Walton Hills

Brooklyn City Schools

Brooklyn

Parma City Schools

Parma
Parma Heights
Seven Hills

North Royalton City Schools

Broadview Heights
North Royalton

Warrensville Heights City Schools

Highland Hills
North Randall
Warrensville Heights

Cities with Ballot Issues

Brooklyn
Chagrin Falls Village (2)
Cuyahoga Heights
Independence
Olmsted Falls (2)
Parma
Pepper Pike
Seven Hills
Strongsville (2)
Warrensville Heights

